



US00D653763S

(12) **United States Design Patent**  
**Nan**

(10) **Patent No.:** **US D653,763 S**

(45) **Date of Patent:** **\*\* Feb. 7, 2012**

(54) **HEART-SHAPED SLEEVE FOR A MASSAGE APPARATUS**

(75) Inventor: **Simon Siu Man Nan**, Ontario (CA)

(73) Assignee: **Nanma Manufacturing Co., Ltd.**, Hong Kong (HK)

(\*\*) Term: **14 Years**

(21) Appl. No.: **29/392,952**

(22) Filed: **May 27, 2011**

(51) **LOC (9) Cl.** ..... **28-03**

(52) **U.S. Cl.** ..... **D24/215**

(58) **Field of Classification Search** ..... D24/200,  
D24/211-215; 601/39, 40, 48, 52, 63, 72,  
601/80, 112, 113, 120, 121, 125, 134, 137,  
601/138, DIG. 5, DIG. 14, DIG. 16, DIG. 17  
See application file for complete search history.

(56) **References Cited**

U.S. PATENT DOCUMENTS

2,253,210	A	*	8/1941	Psiharis	.....	601/139
D384,156	S	*	9/1997	Kain	.....	D24/200
D410,113	S	*	5/1999	Chen	.....	D28/63
D412,989	S	*	8/1999	Chen	.....	D24/211
D419,679	S	*	1/2000	Chen	.....	D24/211
D422,085	S	*	3/2000	Chen	.....	D24/211
D422,086	S	*	3/2000	Chen	.....	D24/211
D422,087	S	*	3/2000	Chen	.....	D24/211
D422,366	S	*	4/2000	Chen	.....	D24/211
D423,108	S	*	4/2000	Chen	.....	D24/211

D425,204	S	*	5/2000	Chen	.....	D24/211
D427,318	S	*	6/2000	Chen	.....	D24/211
D427,319	S	*	6/2000	Chen	.....	D24/211
D484,608	S	*	12/2003	Tinsley	.....	D24/214
D598,563	S	*	8/2009	Cannon et al.	.....	D24/215
D618,361	S	*	6/2010	Cannon et al.	.....	D24/215
2002/0103415	A1	*	8/2002	Manska et al.	.....	600/38
2010/0010292	A1	*	1/2010	Talbot et al.	.....	600/38

\* cited by examiner

*Primary Examiner* — Sandra Snapp

(74) *Attorney, Agent, or Firm* — Polsinelli Shughart PC

(57) **CLAIM**

The ornamental design for a heart-shaped sleeve for a massage apparatus, as shown and described.

**DESCRIPTION**

FIG. 1 is a perspective view of the heart-shaped sleeve for a massage apparatus, showing my design with the massage apparatus shown in phantom-line forming no part of the design;

FIG. 2 is a front view of the heart-shaped sleeve for a massage apparatus;

FIG. 3 is an opposing rear side view of the heart-shaped sleeve for a massage apparatus;

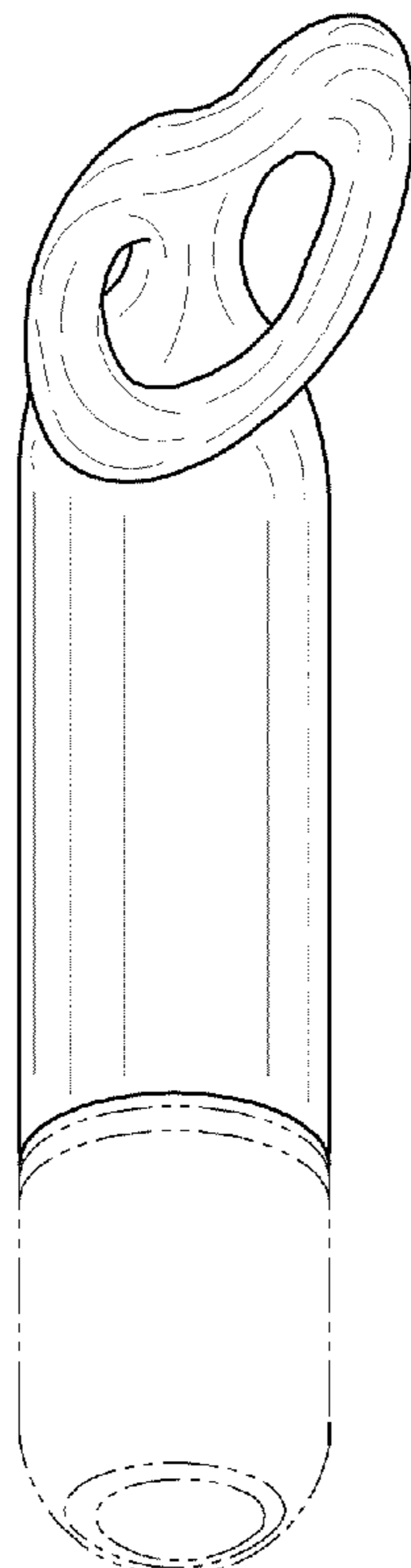
FIG. 4 is a left side view of the heart-shaped sleeve for a massage apparatus;

FIG. 5 is an opposing right side view of the heart-shaped sleeve for a massage apparatus;

FIG. 6 is a top view of the heart-shaped sleeve for a massage apparatus; and,

FIG. 7 is an opposing bottom view of the heart-shaped sleeve for a massage apparatus.

**1 Claim, 2 Drawing Sheets**



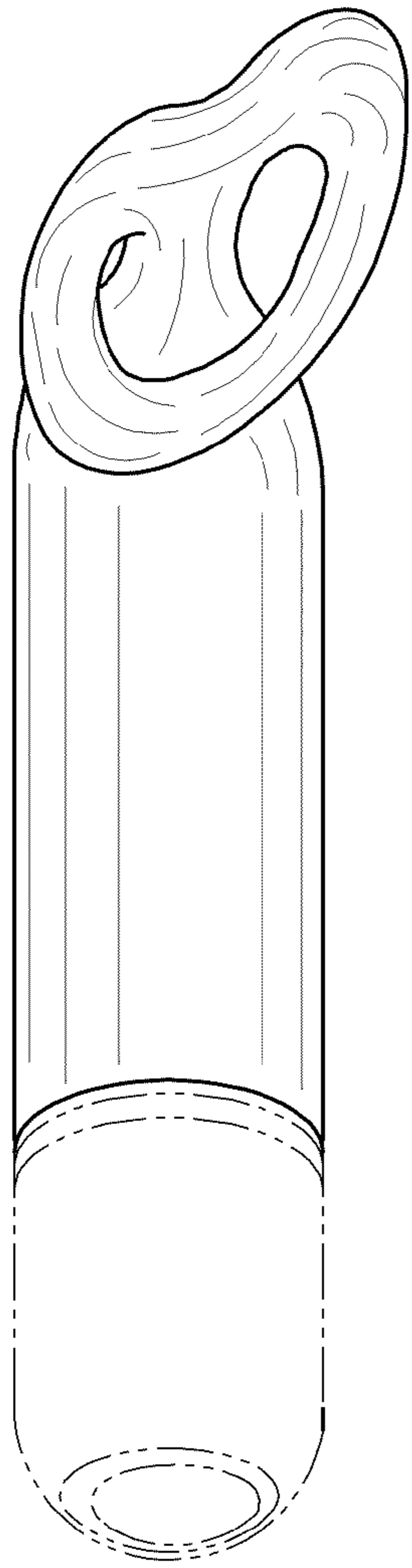


FIG. 1

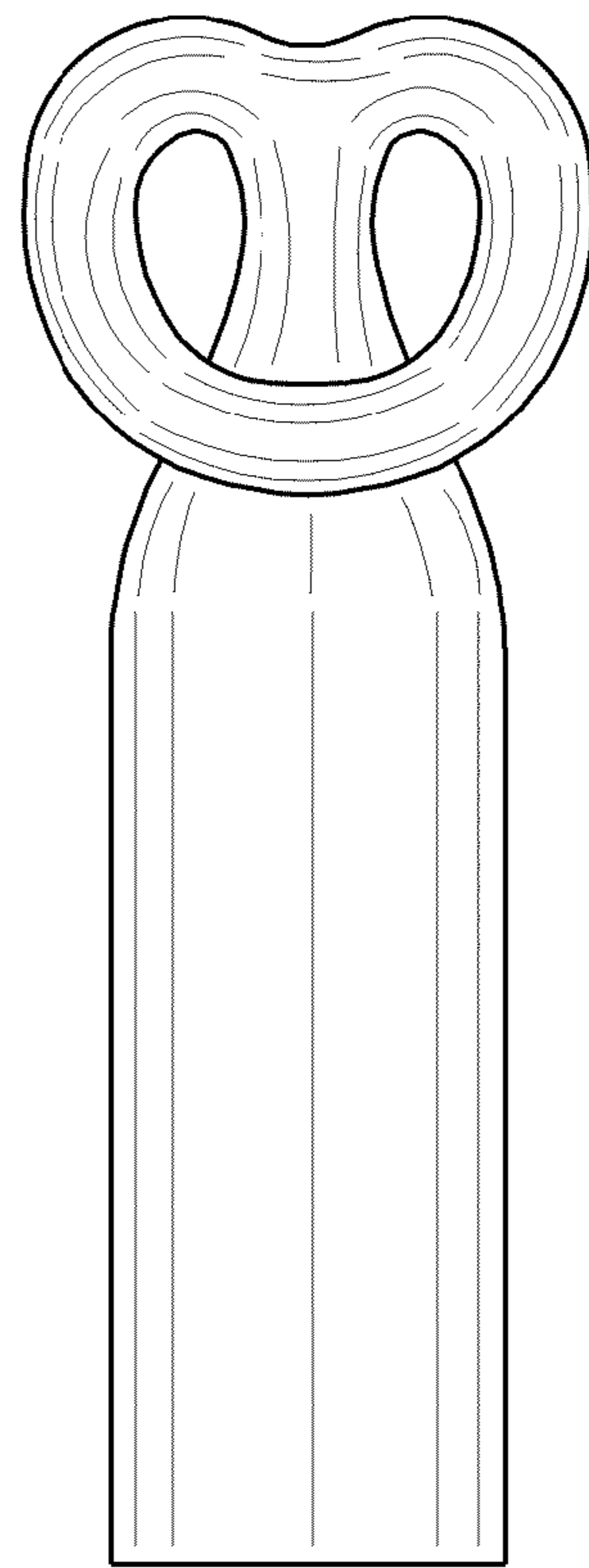


FIG. 2

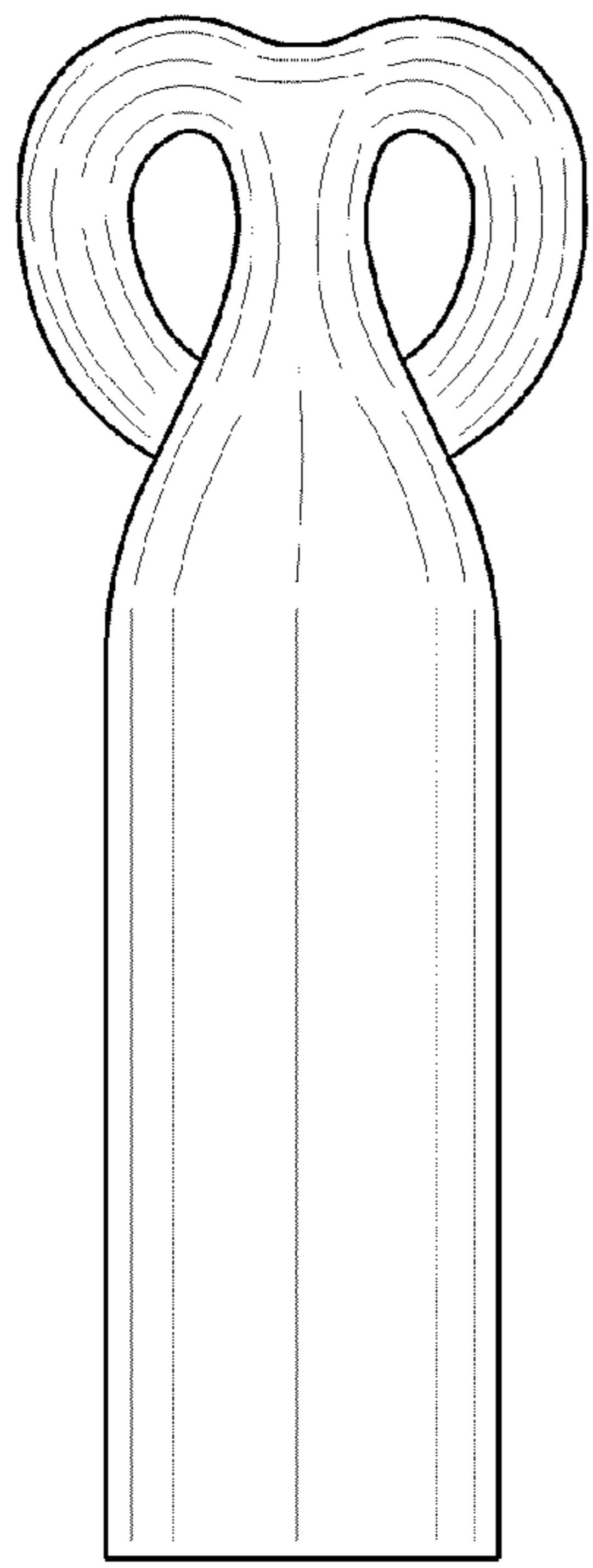


FIG. 3

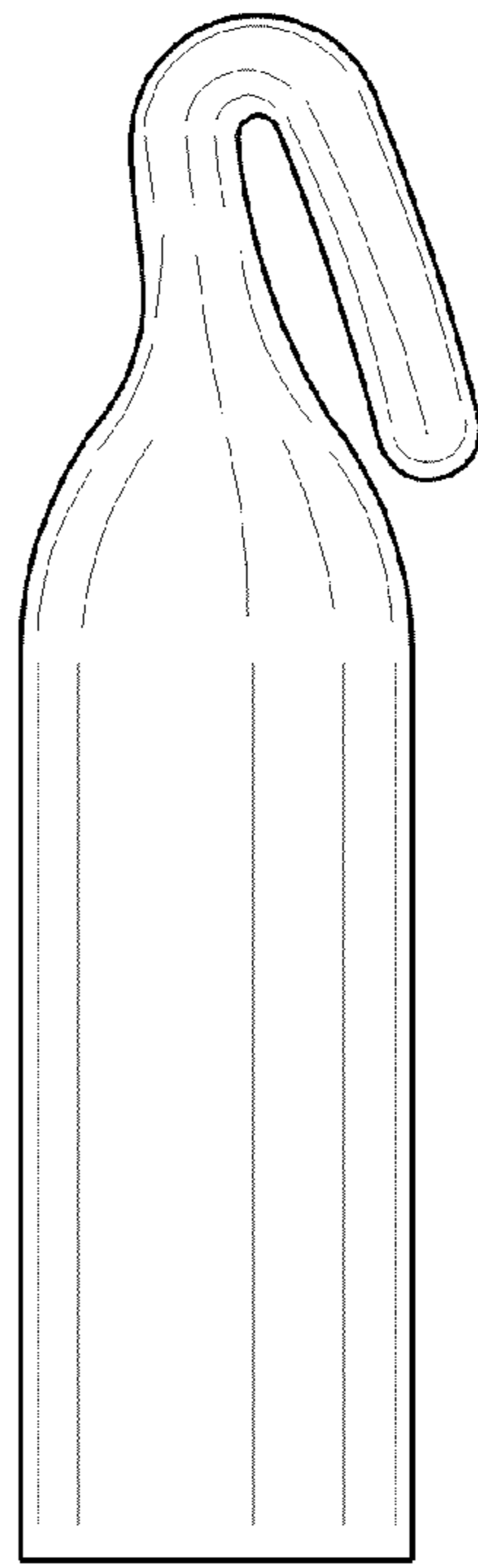


FIG. 4




FIG. 5

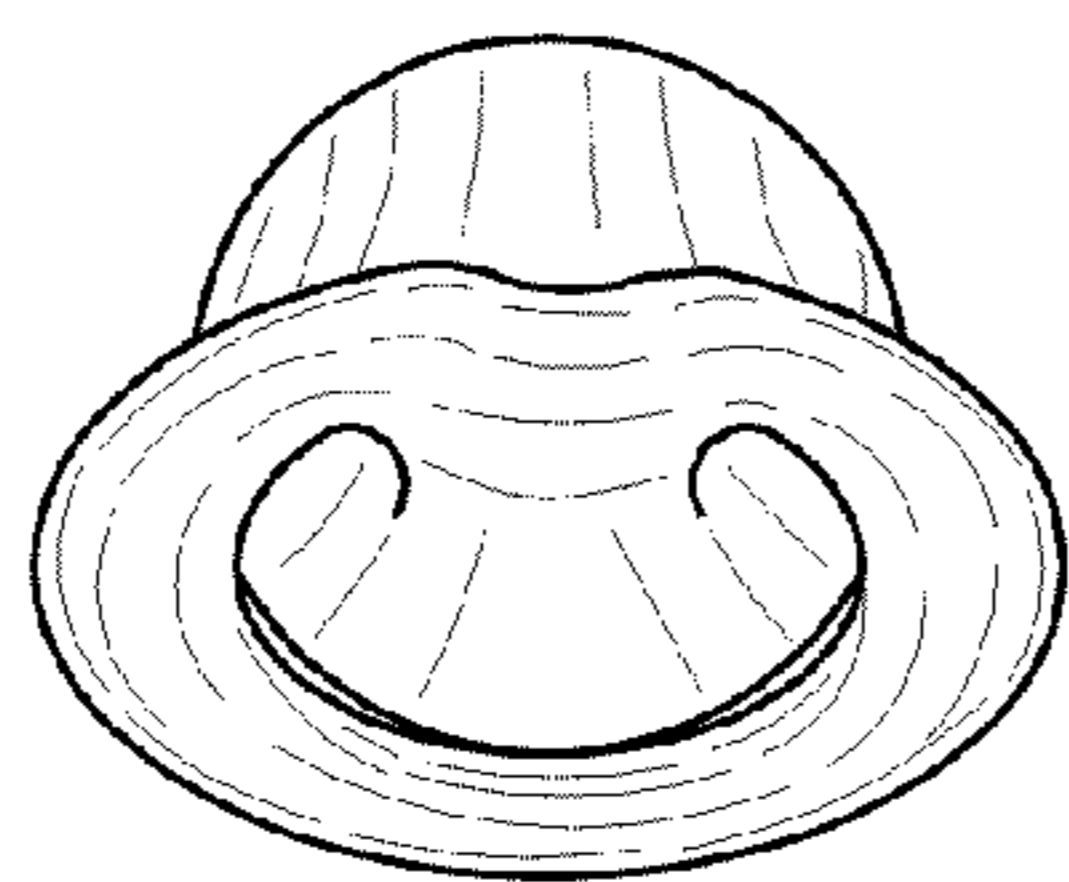


FIG. 6

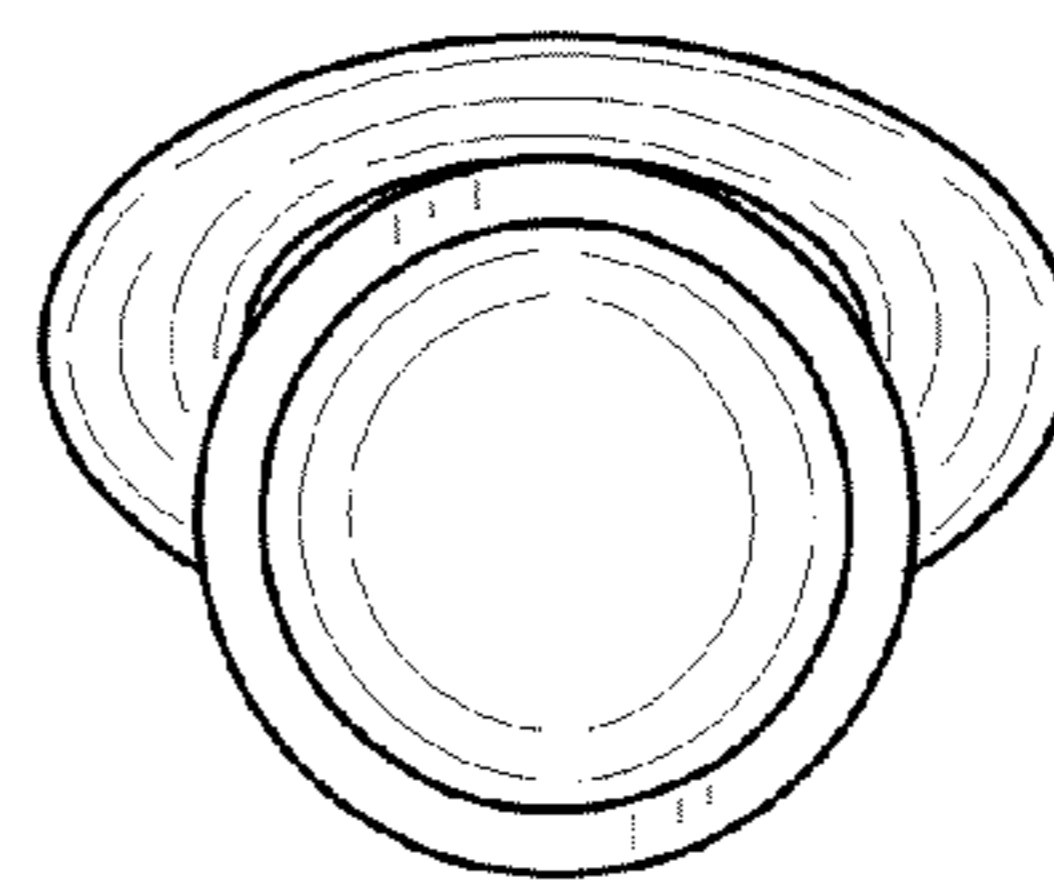


FIG. 7