



US00D653762S

(12) **United States Design Patent**
Nan

(10) **Patent No.:** **US D653,762 S**
(45) **Date of Patent:** **** Feb. 7, 2012**

- (54) **LOOP-SHAPED SLEEVE FOR A MASSAGE APPARATUS**
- (75) Inventor: **Simon Siu Man Nan**, Ontario (CA)
- (73) Assignee: **Nanma Manufacturing Co., Ltd.**, Hong Kong (HK)
- (**) Term: **14 Years**
- (21) Appl. No.: **29/392,947**
- (22) Filed: **May 27, 2011**
- (51) **LOC (9) Cl.** **28-03**
- (52) **U.S. Cl.** **D24/215**
- (58) **Field of Classification Search** D24/200,
D24/211-215; 601/39, 40, 48, 52, 63, 68,
601/72, 80, 112, 113, 120, 121, 125, 134,
601/137, 138, DIG. 5, DIG. 14, DIG. 16,
601/DIG. 17
See application file for complete search history.

- D427,318 S * 6/2000 Chen D24/211
- D427,319 S * 6/2000 Chen D24/211
- D484,608 S * 12/2003 Tinsley D24/214
- D598,563 S * 8/2009 Cannon et al. D24/215
- D618,361 S * 6/2010 Cannon et al. D24/215
- 2002/0103415 A1* 8/2002 Manska et al. 600/38
- 2010/0010292 A1* 1/2010 Talbot et al. 600/38

* cited by examiner

Primary Examiner — Sandra Snapp
(74) *Attorney, Agent, or Firm* — Polsinelli Shughart PC

(57) **CLAIM**
The ornamental design for a loop-shaped sleeve for a massage apparatus, as shown and described.

DESCRIPTION

FIG. 1 is a perspective view of a loop-shaped sleeve for a massage apparatus showing my design with the massage apparatus shown in phantom-line forming no part of the design;

FIG. 2 is a front view of the loop-shaped sleeve for a massage apparatus;

FIG. 3 is an opposing rear side view of the loop-shaped sleeve for a massage apparatus;

FIG. 4 is a left side view of the loop-shaped sleeve for a massage apparatus;

FIG. 5 is an opposing right side view of the loop-shaped sleeve for a massage apparatus;

FIG. 6 is a top view of the loop-shaped sleeve for a massage apparatus; and,

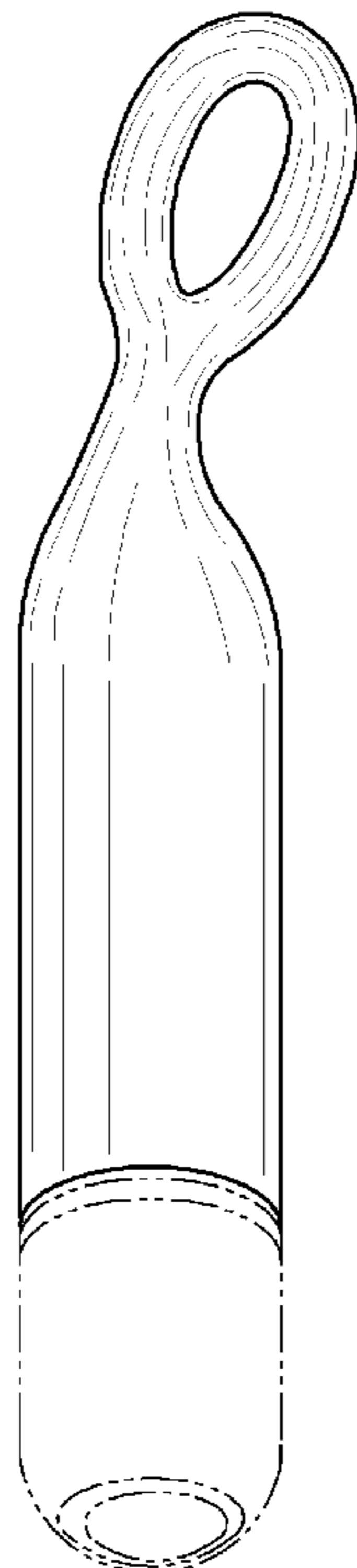
FIG. 7 is an opposing bottom view of the loop-shaped sleeve for a massage apparatus.

1 Claim, 2 Drawing Sheets

(56) **References Cited**

U.S. PATENT DOCUMENTS

- 2,253,210 A * 8/1941 Psiharis 601/139
- D384,156 S * 9/1997 Kain D24/200
- D410,113 S * 5/1999 Chen D28/63
- D412,989 S * 8/1999 Chen D24/211
- D419,679 S * 1/2000 Chen D24/211
- D422,085 S * 3/2000 Chen D24/211
- D422,086 S * 3/2000 Chen D24/211
- D422,087 S * 3/2000 Chen D24/211
- D422,366 S * 4/2000 Chen D24/211
- D423,108 S * 4/2000 Chen D24/211
- D425,204 S * 5/2000 Chen D24/211



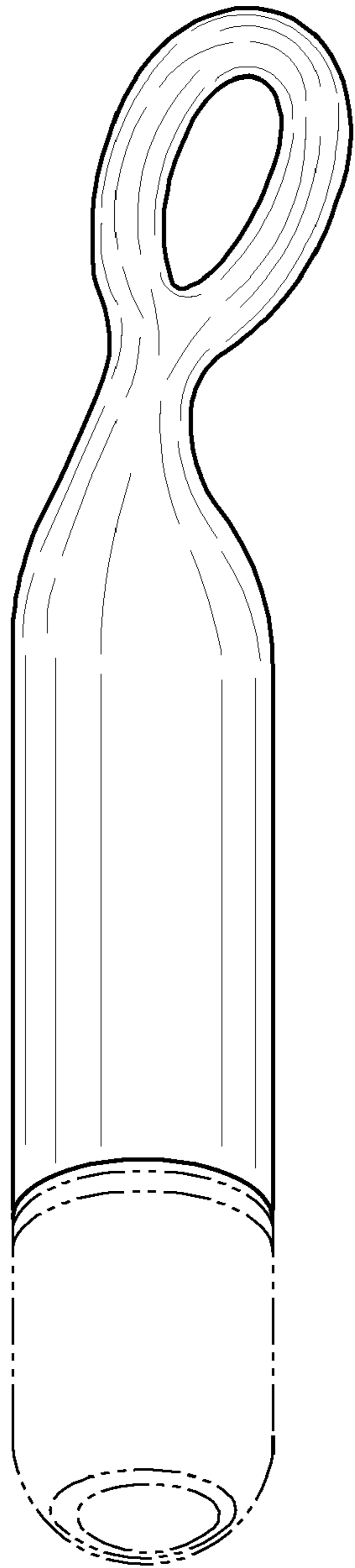


FIG. 1




FIG. 2




FIG. 3

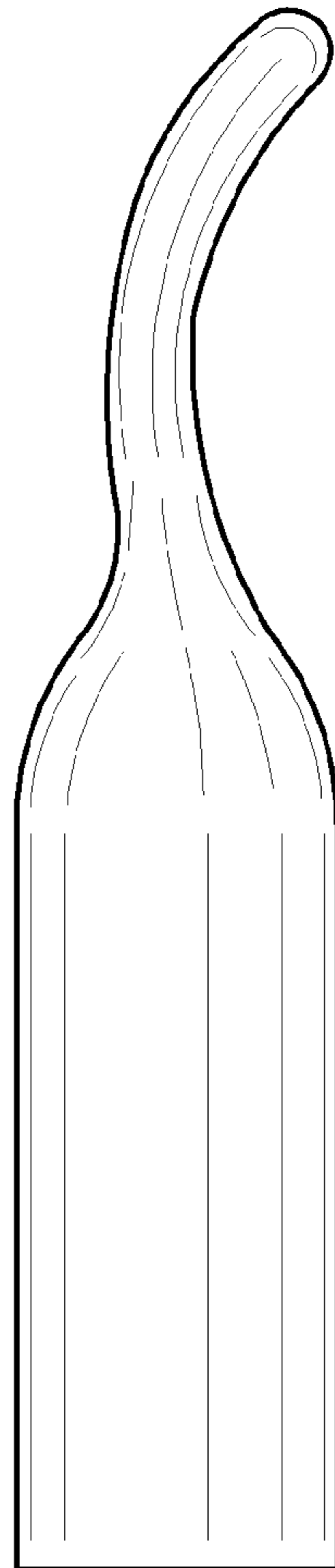


FIG. 4

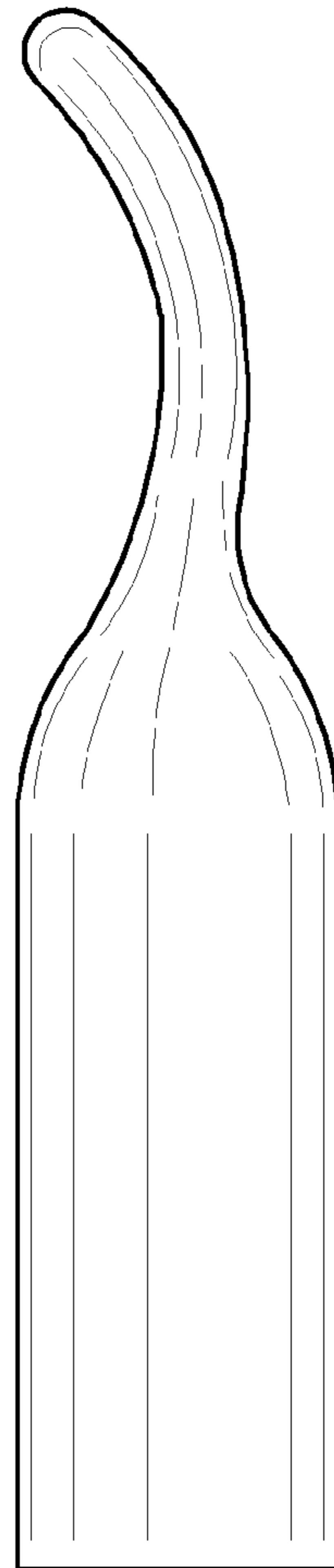


FIG. 5

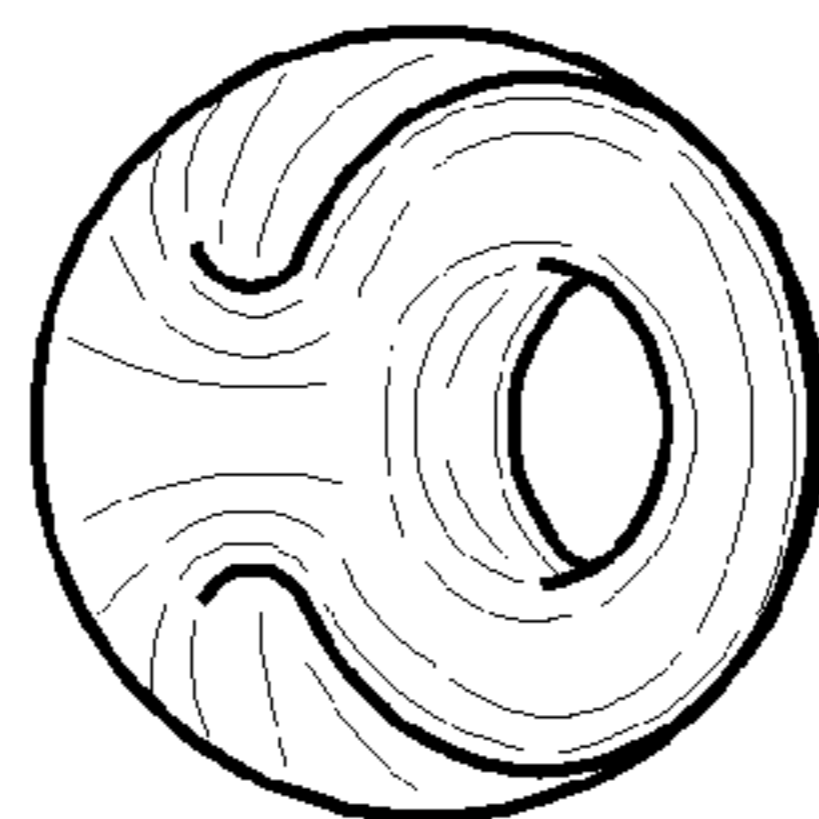


FIG. 6

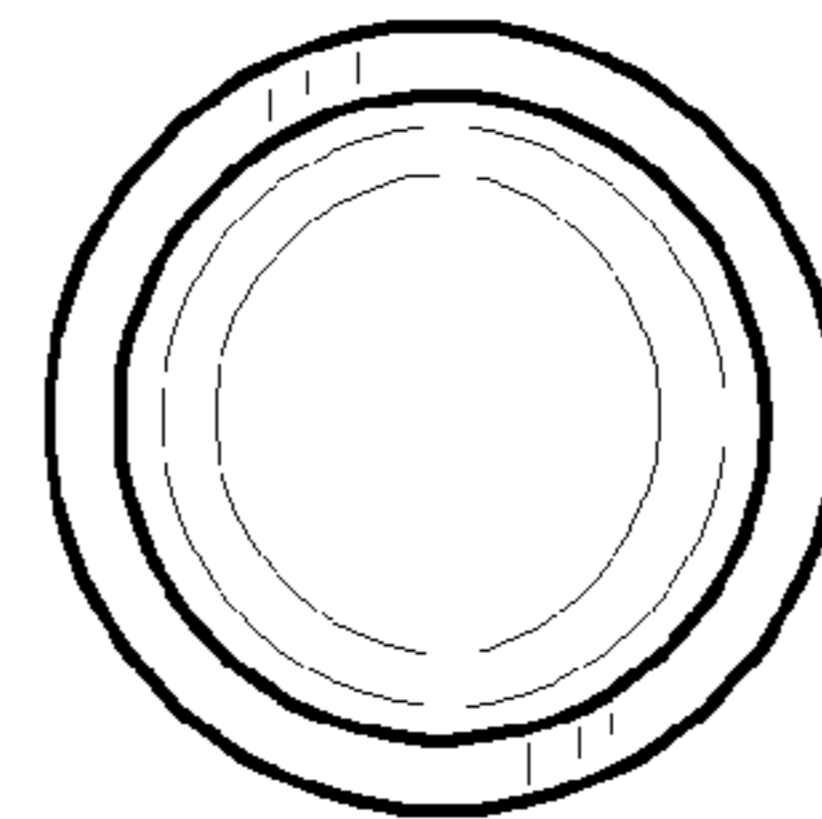


FIG. 7