



US00D653747S

(12) **United States Design Patent**
Anderson et al.

(10) **Patent No.:** **US D653,747 S**

(45) **Date of Patent:** **** Feb. 7, 2012**

(54) **INHALER**

(75) Inventors: **Gregor John McLennan Anderson**,
Ware (GB); **Matthew Spencer Collins**,
Shefford (GB); **David Vincent Elliman**,
Halstead (GB); **Richard David Lintern**,
Huntingdon (GB); **Andrew Michael**
Kelly, Ware (GB); **Allen John Pearson**,
Huntingdon (GB); **Paul Kenneth Rand**,
Ware (GB); **Mark Digby Teucher**,
Bristol (GB); **James Anthony West**,
Bristol (GB)

(73) Assignee: **Glaxo Group Limited**, Greenford,
Middlesex (GB)

(**) Term: **14 Years**

(21) Appl. No.: **29/391,519**

(22) Filed: **May 10, 2011**

Related U.S. Application Data

(62) Division of application No. 29/277,858, filed on Mar.
12, 2007, now Pat. No. Des. 639,931.

(30) **Foreign Application Priority Data**

Sep. 14, 2006 (GB) 3025928

(51) **LOC (9) Cl.** **29-02**

(52) **U.S. Cl.** **D24/110**

(58) **Field of Classification Search** D24/110;
128/200.23, 200.14, 203.15

See application file for complete search history.

(56) **References Cited**

U.S. PATENT DOCUMENTS

D348,929 S 7/1994 Paton
D370,726 S 6/1996 Padfield

D395,147 S 6/1998 Vidgren et al.
D433,502 S 11/2000 Rand
D439,325 S * 3/2001 Frost D24/110
D473,640 S * 4/2003 Cuffaro et al. D24/110
D492,994 S 7/2004 King et al.
D511,208 S 11/2005 Pardonge et al.
D515,696 S 2/2006 Lucking et al.
7,325,544 B2 2/2008 Bruna
D582,543 S 12/2008 Lucking
D598,536 S * 8/2009 Parkes D24/110

(Continued)

FOREIGN PATENT DOCUMENTS

EM 000688023-0001 5/2007

(Continued)

OTHER PUBLICATIONS

U.S. Appl. No. 29/322,977, filed Aug. 15, 2008.

(Continued)

Primary Examiner — Ian Simmons

Assistant Examiner — Christopher Lee

(74) *Attorney, Agent, or Firm* — James P. Riek

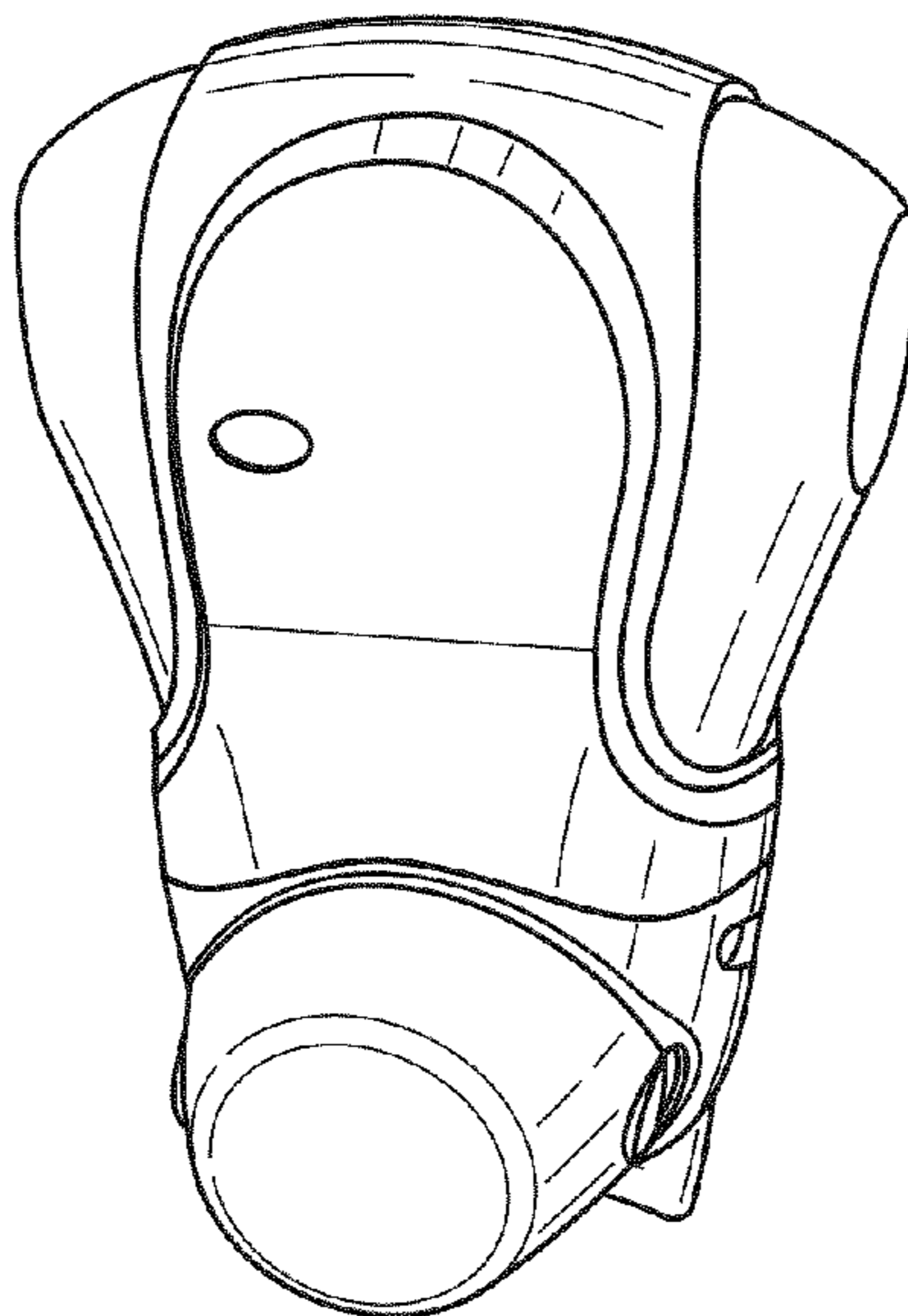
(57) **CLAIM**

The ornamental design for an inhaler, as shown and
described.

DESCRIPTION

FIG. 1 is a front perspective view of the present design;
FIG. 2 is a front view of the present design;
FIG. 3 is a rear view of the present design;
FIG. 4 is a side view of the present design;
FIG. 5 is an opposite side view of the present design;
FIG. 6 is top view of the present design; and,
FIG. 7 is bottom view of the present design.

1 Claim, 2 Drawing Sheets



US D653,747 S

Page 2

U.S. PATENT DOCUMENTS

D620,588 S * 7/2010 Nielsen D24/110
2005/0028815 A1 2/2005 Deaton et al.

FOREIGN PATENT DOCUMENTS

EM	000688023-0002	5/2007
EM	000688023-0003	5/2007
EM	000688023-0004	5/2007
EM	000688023-0005	5/2007
EM	000688023-0006	5/2007
EM	000688023-0007	5/2007
EM	000688023-0008	5/2007
EM	000688023-0009	5/2007
EM	000688023-0010	5/2007
EM	000688023-0011	5/2007
EM	000688023-0012	5/2007
EM	000688023-0013	5/2007
EM	000688023-0014	5/2007
EM	000688023-0015	5/2007
EM	000688023-0016	5/2007
EM	000688023-0017	5/2007
EM	000688023-0018	5/2007
EM	000688023-0019	5/2007
EM	000688023-0020	5/2007
EM	000688023-0021	5/2007

EM	000688023-0022	5/2007
EM	000688023-0023	5/2007
EM	000688023-0024	5/2007
EM	000688023-0025	5/2007
EM	000688023-0026	5/2007
EM	000688023-0027	5/2007
EM	000688023-0028	5/2007
JP	D1296192	3/2007
JP	D1296193	3/2007
KR	3001971220000	6/1997
KR	3003630260001	9/2004
TW	433889	2/1989
TW	495327	7/2002
TW	495328	7/2002
TW	500591	8/2002
TW	D111283	6/2006
TW	D122108	9/2006
WO	2006097745 A1	9/2006
WO	2007028992 A1	3/2007
WO	2008023019 A2	2/2008

OTHER PUBLICATIONS

U.S. Appl. No. 12/377,412, filed Feb. 13, 2009.

* cited by examiner

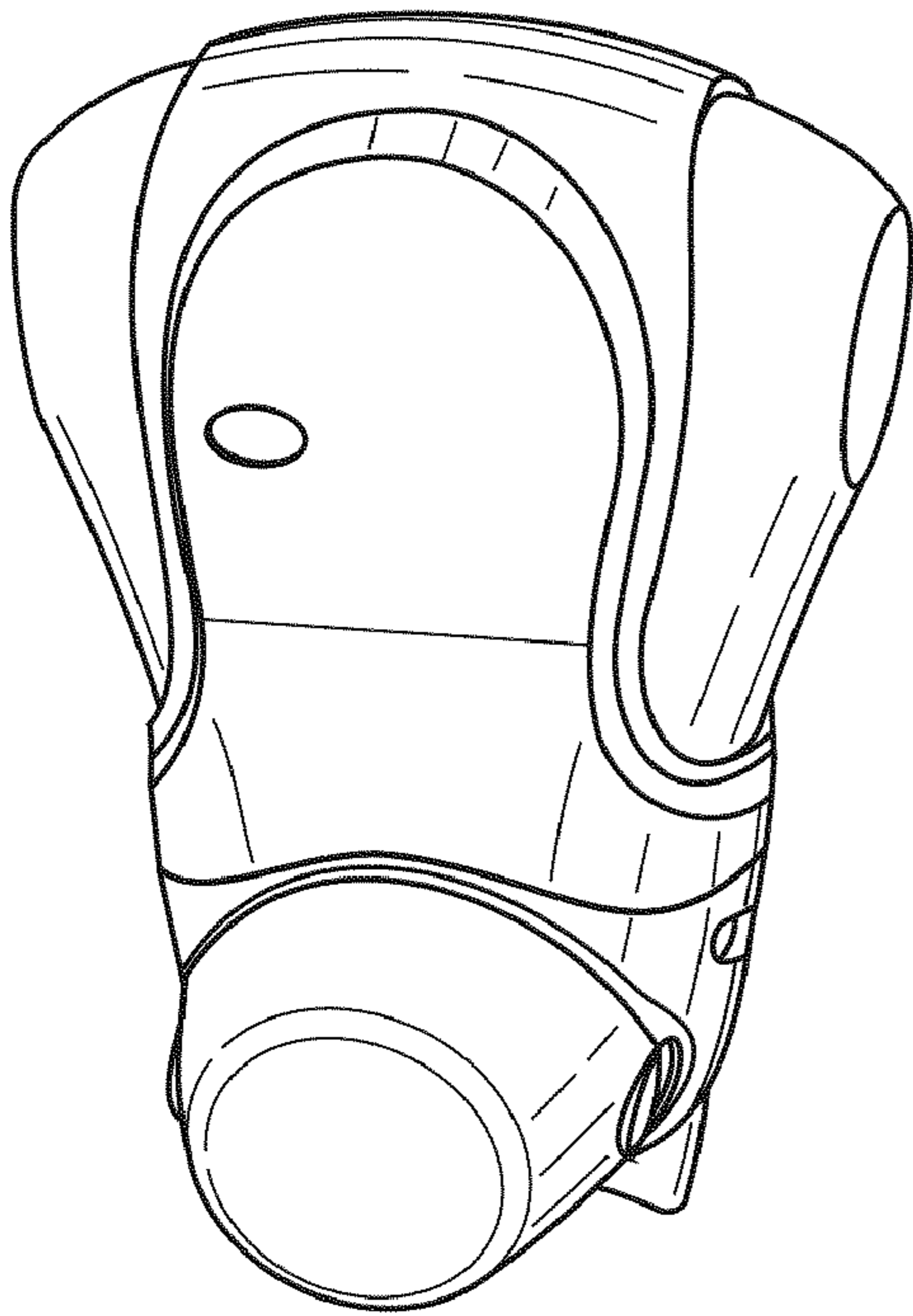


FIG. 1

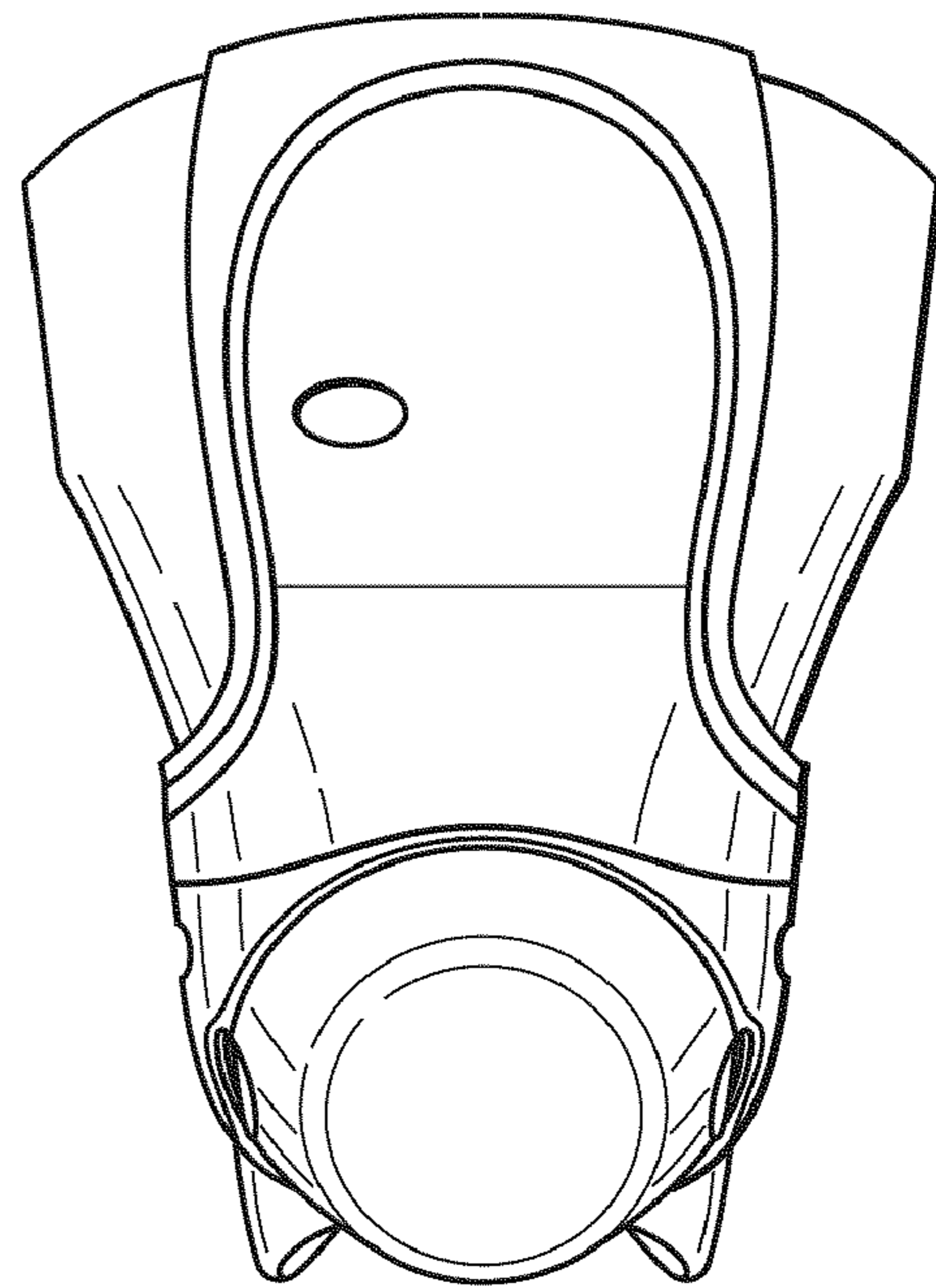


FIG. 2

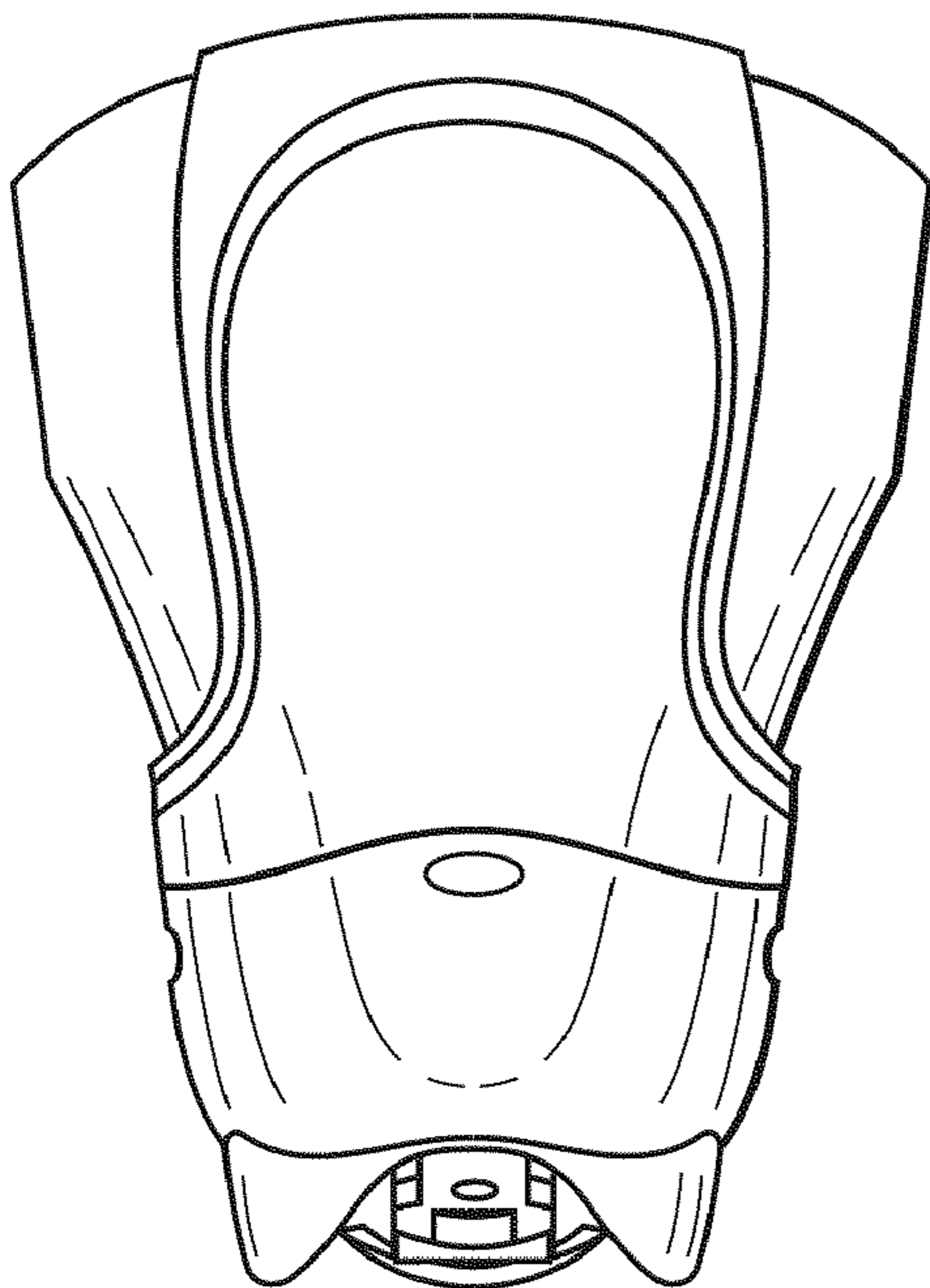


FIG. 3

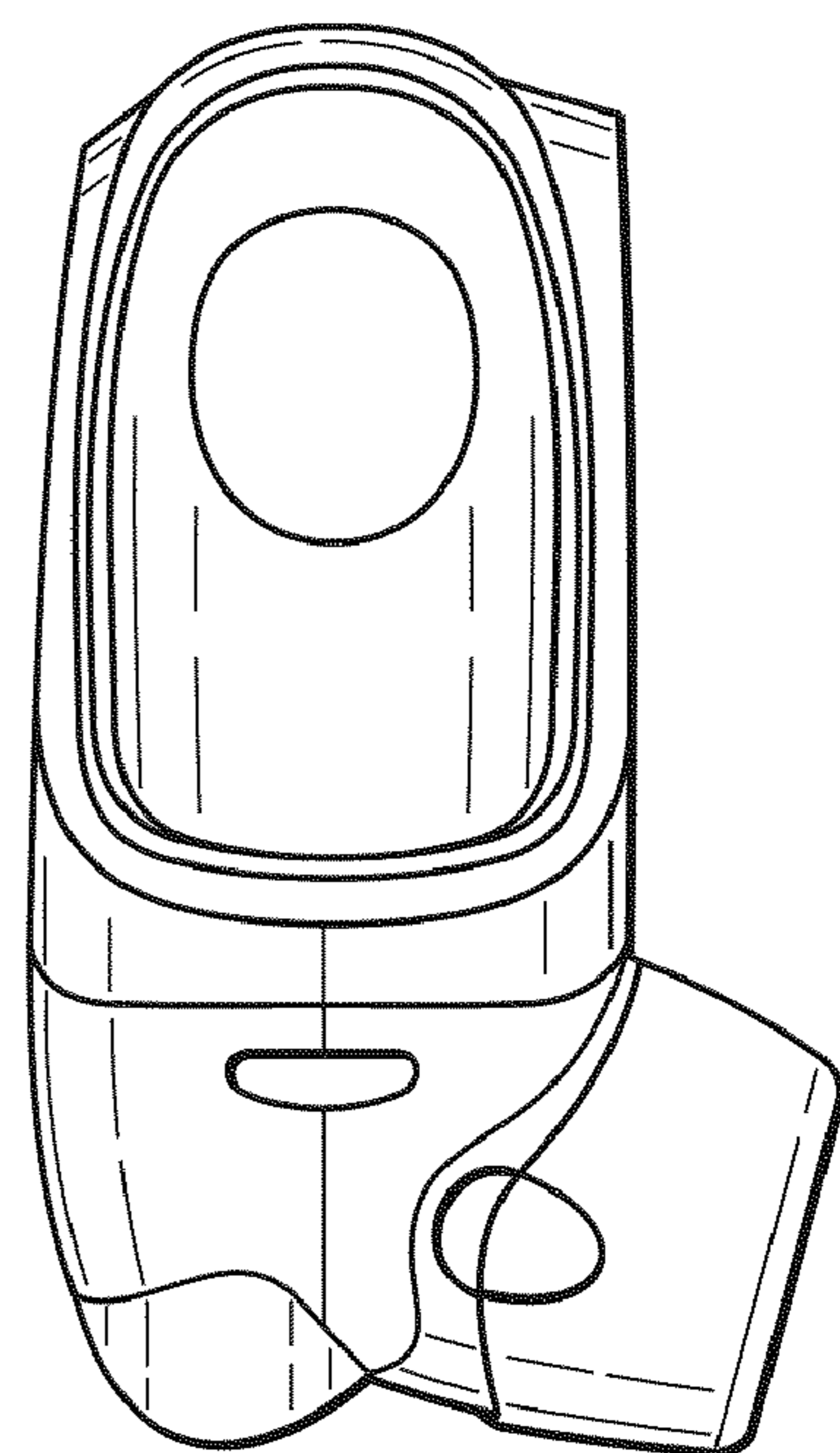


FIG. 4

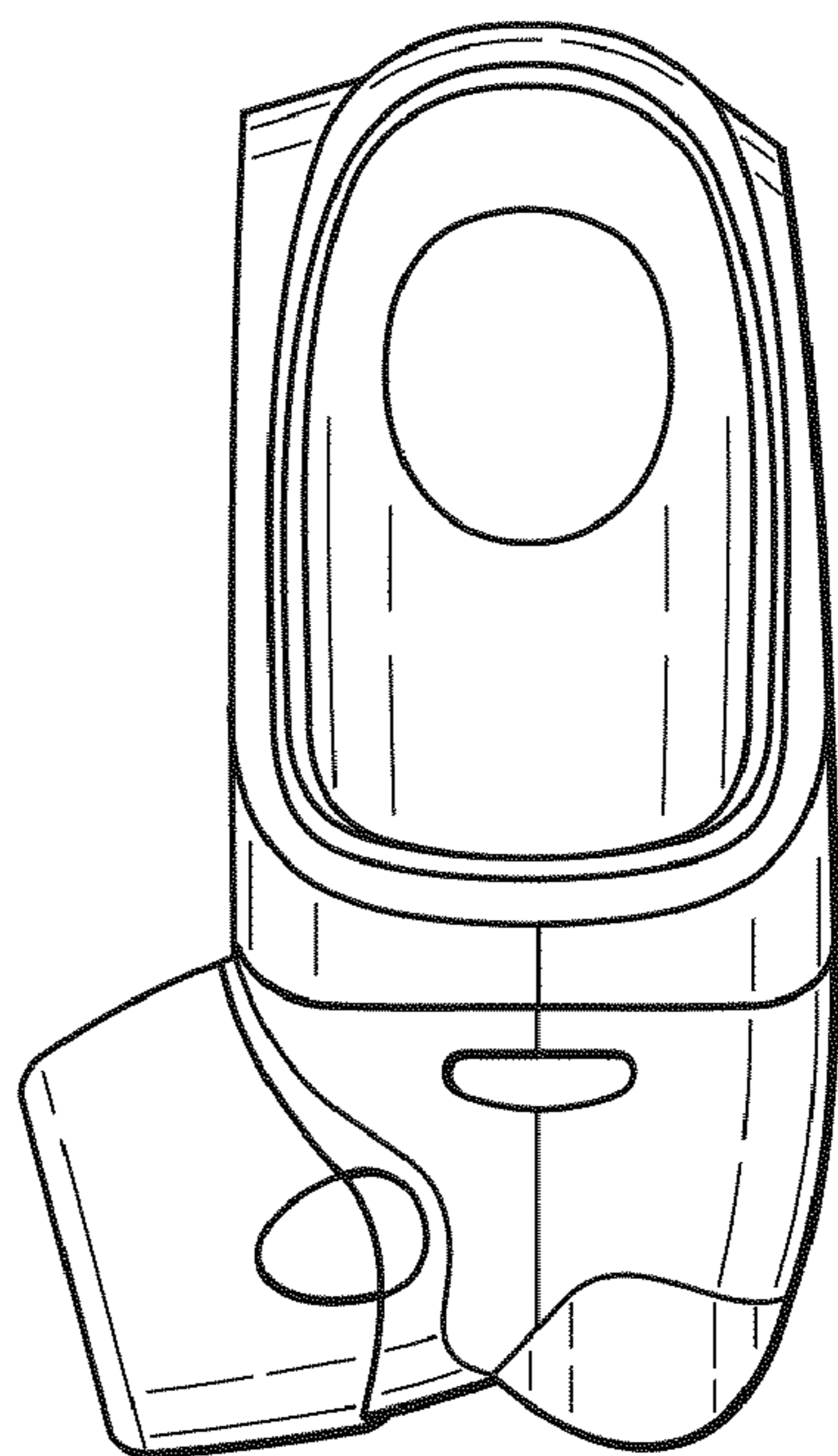


FIG. 5

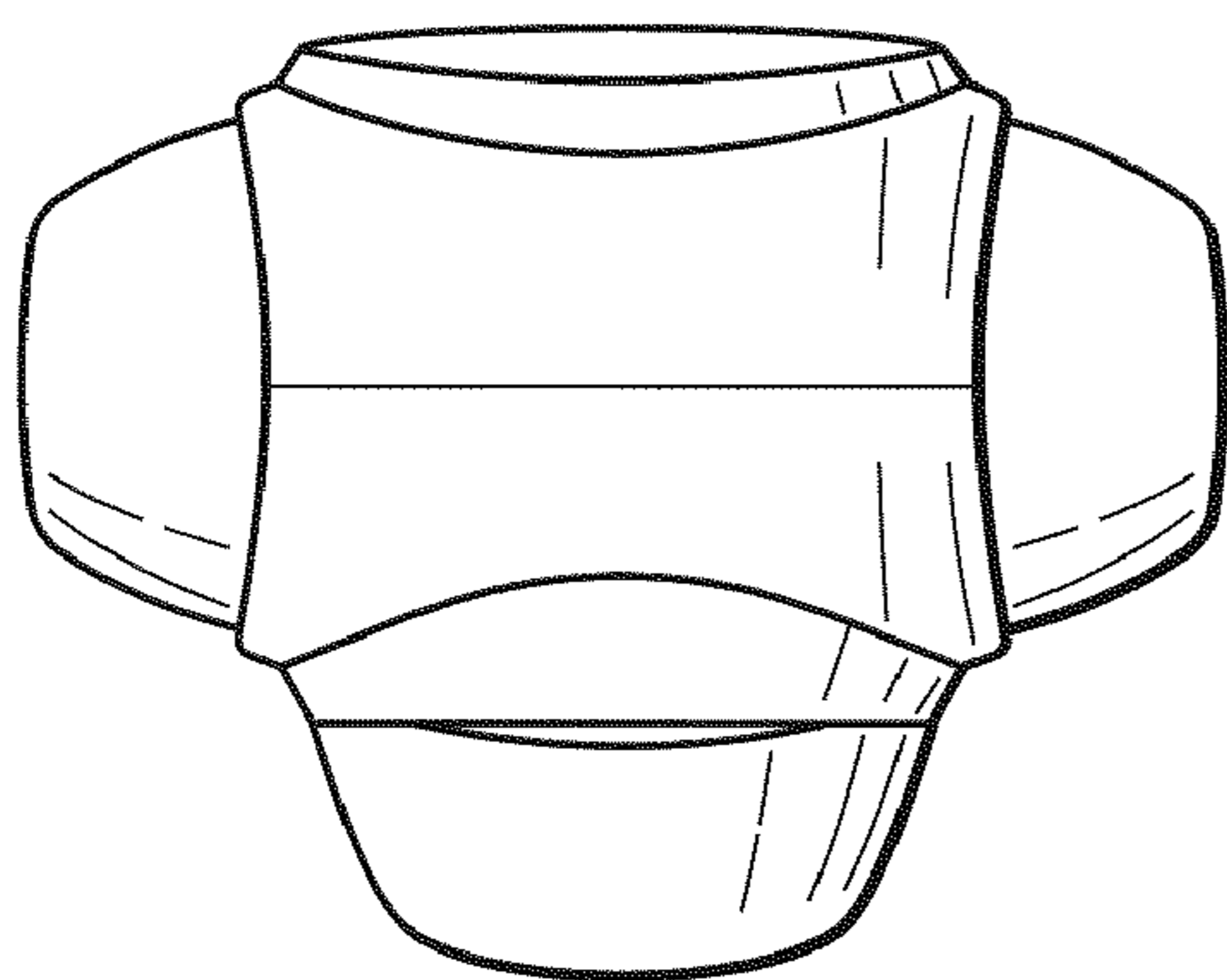


FIG. 6

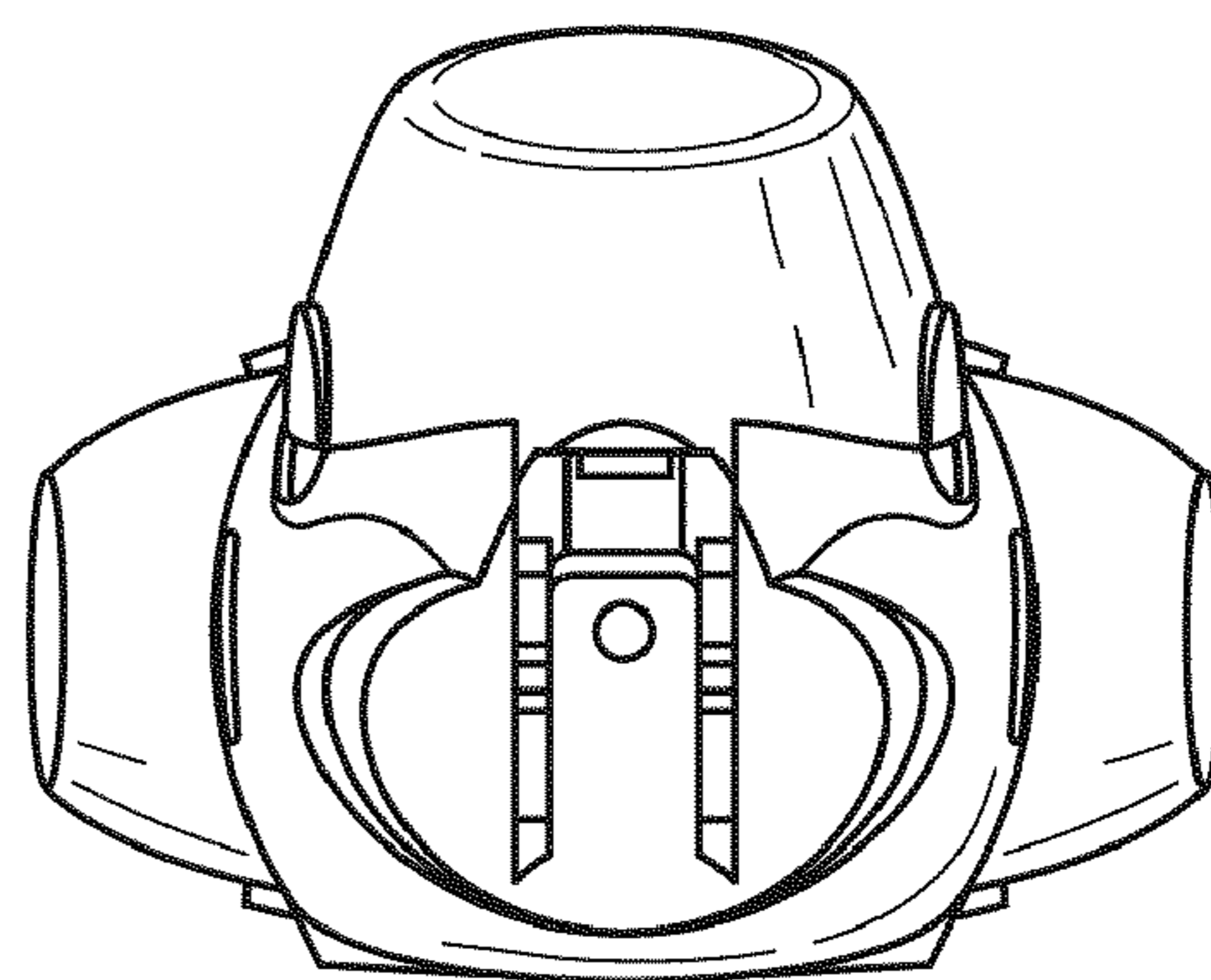


FIG. 7