



US00D653746S

(12) **United States Design Patent**
Gibson et al.

(10) **Patent No.:** **US D653,746 S**
(45) **Date of Patent:** **** Feb. 7, 2012**

(54) **PAD FOR HEADGEAR FOR A RESPIRATORY MASK**

(75) Inventors: **Joel Edward Gibson**, Balmain (AU);
Angelene Marie Ozolins, Killara (AU);
David Anthony Pidcock, Baulkham Hills (AU); **Anthony Paul Barbara**, Smithfield (AU); **Memduh Guney**, Killara (AU)

(73) Assignee: **ResMed Limtied**, Bella Vista (AU)

(**) Term: **14 Years**

(21) Appl. No.: **29/311,473**

(22) Filed: **Mar. 27, 2009**

(30) **Foreign Application Priority Data**

Sep. 30, 2008 (AU) 14686/2008

(51) **LOC (9) Cl.** **29-02**

(52) **U.S. Cl.** **D24/110**

(58) **Field of Classification Search** D24/110,
D24/110.1-110.5, 127, 164; D16/339; 128/200.24,
128/204.11, 205.25, 206.12, 206.21, 207.11,
128/207.13, 207.18, 889; 2/171.8, 171.5,
2/181, 267, 426, 460

See application file for complete search history.

(56) **References Cited**

U.S. PATENT DOCUMENTS

5,546,605 A * 8/1996 Mallardi 2/181
7,152,602 B2 * 12/2006 Bateman et al. 128/207.11

D586,911 S * 2/2009 McAuley et al. D24/110.5
7,493,902 B2 * 2/2009 White et al. 128/207.18
7,624,735 B2 * 12/2009 Ho et al. 128/207.11
2006/0231103 A1 * 10/2006 Matula et al. 128/207.13
2010/0258132 A1 * 10/2010 Moore 128/207.11

OTHER PUBLICATIONS

Headgear for Swift TMLT for Her, copyright 1999-2011, 1 page, [on line], [retrieved on May 25, 2011]. Retrieved from Internet, <URL: <http://www.cpap.com>>.*

ResMed SwiftTM FX for Her, 1 page, [on line], [retrieved on May 25, 2011]. Retrieved from Internet, <URL: <http://www.google.com>>.*

* cited by examiner

Primary Examiner — Wan Laymon

(74) *Attorney, Agent, or Firm* — Nixon & Vanderhye P.C.

(57) **CLAIM**

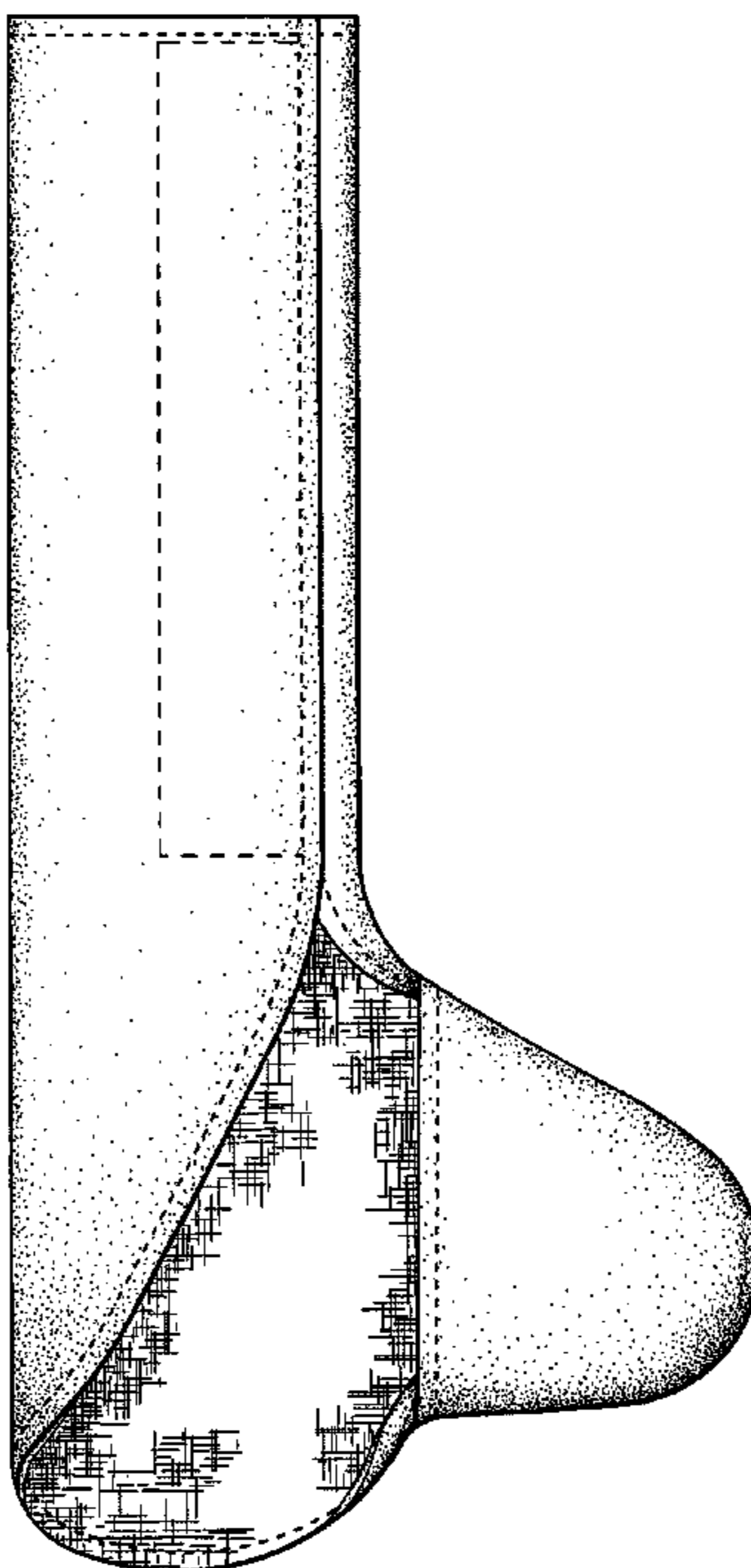
The ornamental design for a pad for headgear for a respiratory mask, as shown and described.

DESCRIPTION

FIG. 1 is a front view of a pad for headgear for a respiratory mask according to our design;
FIG. 2 is a rear view thereof;
FIG. 3 is a bottom view thereof;
FIG. 4 is a top view thereof;
FIG. 5 is a right side view thereof; and,
FIG. 6 is a left side view thereof.

The broken lines shown in the drawings are representative of stitching and are provided for illustrative purposes only and form no part of the claimed design.

1 Claim, 4 Drawing Sheets



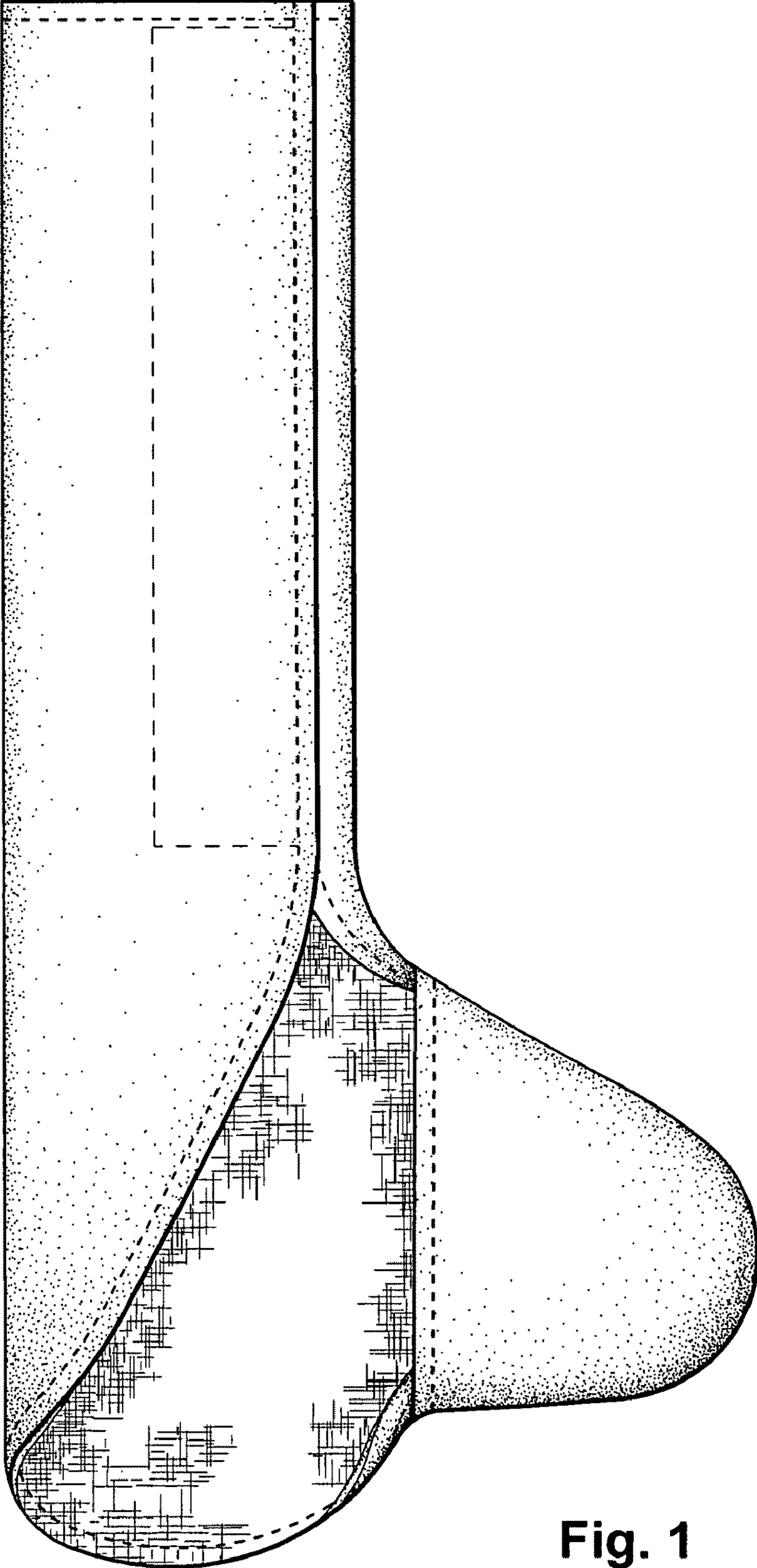


Fig. 1




Fig. 2

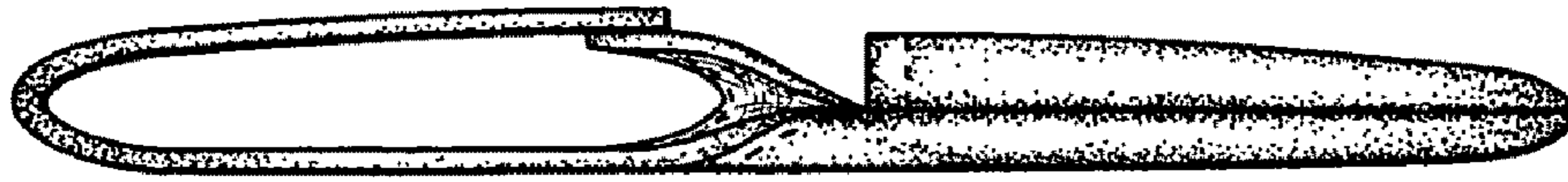


Fig. 3



Fig. 4



Fig. 5



Fig. 6