



US00D653744S

(12) **United States Design Patent**
Li

(10) **Patent No.:** **US D653,744 S**

(45) **Date of Patent:** **** Feb. 7, 2012**

(54) **AROMA DIFFUSER**

(75) Inventor: **Dong-Sheng Li**, New Territories (HK)

(73) Assignee: **Puzhen Life Co., Ltd.**, New Territories (HK)

(**) Term: **14 Years**

(21) Appl. No.: **29/394,126**

(22) Filed: **Jun. 13, 2011**

(30) **Foreign Application Priority Data**

Dec. 14, 2010 (HK) 1002337

(51) **LOC (9) Cl.** **28-99**

(52) **U.S. Cl.** **D23/366**

(58) **Field of Classification Search** D23/355-369;
D28/5, 6; 261/DIG. 17, DIG. 42, DIG. 47,
261/DIG. 55, DIG. 65, DIG. 70, DIG. 88,
261/DIG. 89; 392/386, 390, 392, 394, 395;
239/34, 44, 53, 56, 60, 308, 326

See application file for complete search history.

(56) **References Cited**

U.S. PATENT DOCUMENTS

D246,052 S *	10/1977	Hatai	D23/366
D268,520 S *	4/1983	LeCaire Jr.	D23/369
D289,919 S *	5/1987	O'Neil, Jr.	D23/366
D323,383 S *	1/1992	Keays et al.	D23/366
D375,350 S *	11/1996	Patel et al.	D23/366
5,624,230 A *	4/1997	Taylor et al.	416/5
D399,945 S *	10/1998	Bonomo et al.	D23/369

D403,758 S *	1/1999	Bryson et al.	D23/366
D441,441 S *	5/2001	Upson	D23/366
6,244,518 B1 *	6/2001	Pogue	239/36
D464,720 S *	10/2002	Lohkamp	D23/355
6,581,915 B2 *	6/2003	Bartsch et al.	261/26
D491,257 S *	6/2004	Picken, Jr.	D23/366
D549,812 S *	8/2007	Fellows et al.	D23/366
D550,345 S *	9/2007	Weggelaar	D23/366
D551,333 S *	9/2007	Wu	D23/366
D565,715 S *	4/2008	Wu	D23/366
D583,037 S *	12/2008	Kenny	D23/366
D607,982 S *	1/2010	Seehoff	D23/366
D611,588 S *	3/2010	Jorgensen	D23/366
D641,464 S *	7/2011	De Haan et al.	D23/366

* cited by examiner

Primary Examiner — Sandra Snapp

(74) *Attorney, Agent, or Firm* — Law Office of Sergei Orel, LLC

(57) **CLAIM**

I claim the ornamental design for an aroma diffuser, as shown and described.

DESCRIPTION

FIG. 1 is a front view of the aroma diffuser showing my new design;

FIG. 2 is a top view thereof;

FIG. 3 is a bottom view thereof;

FIG. 4 is a rear view thereof;


FIG. 5 is a side view thereof;

FIG. 6 is an opposite side view thereof;

FIG. 7 is a perspective view thereof; and,

FIG. 8 is an alternative perspective view thereof.

1 Claim, 4 Drawing Sheets






Fig.1

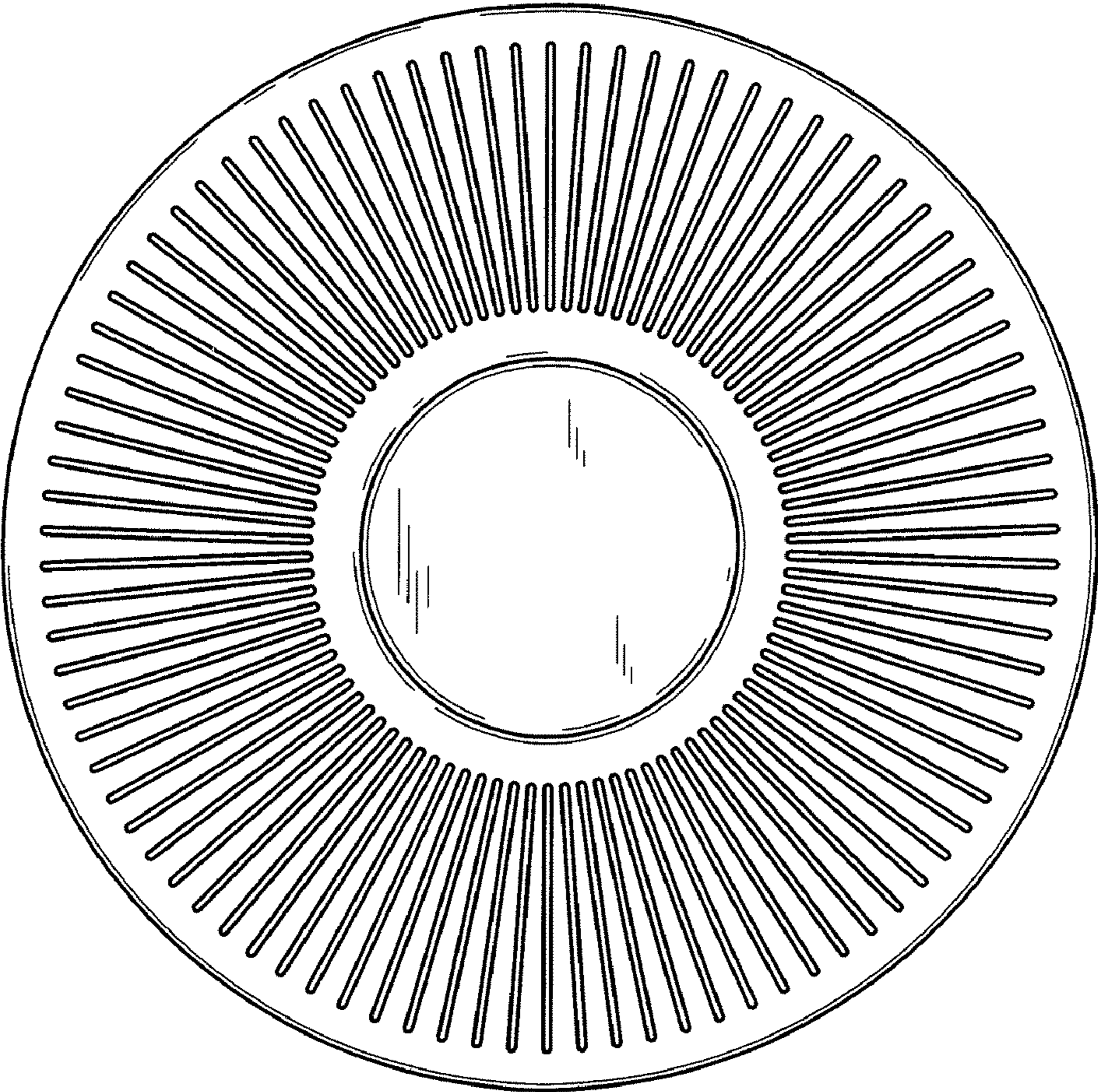


Fig.2

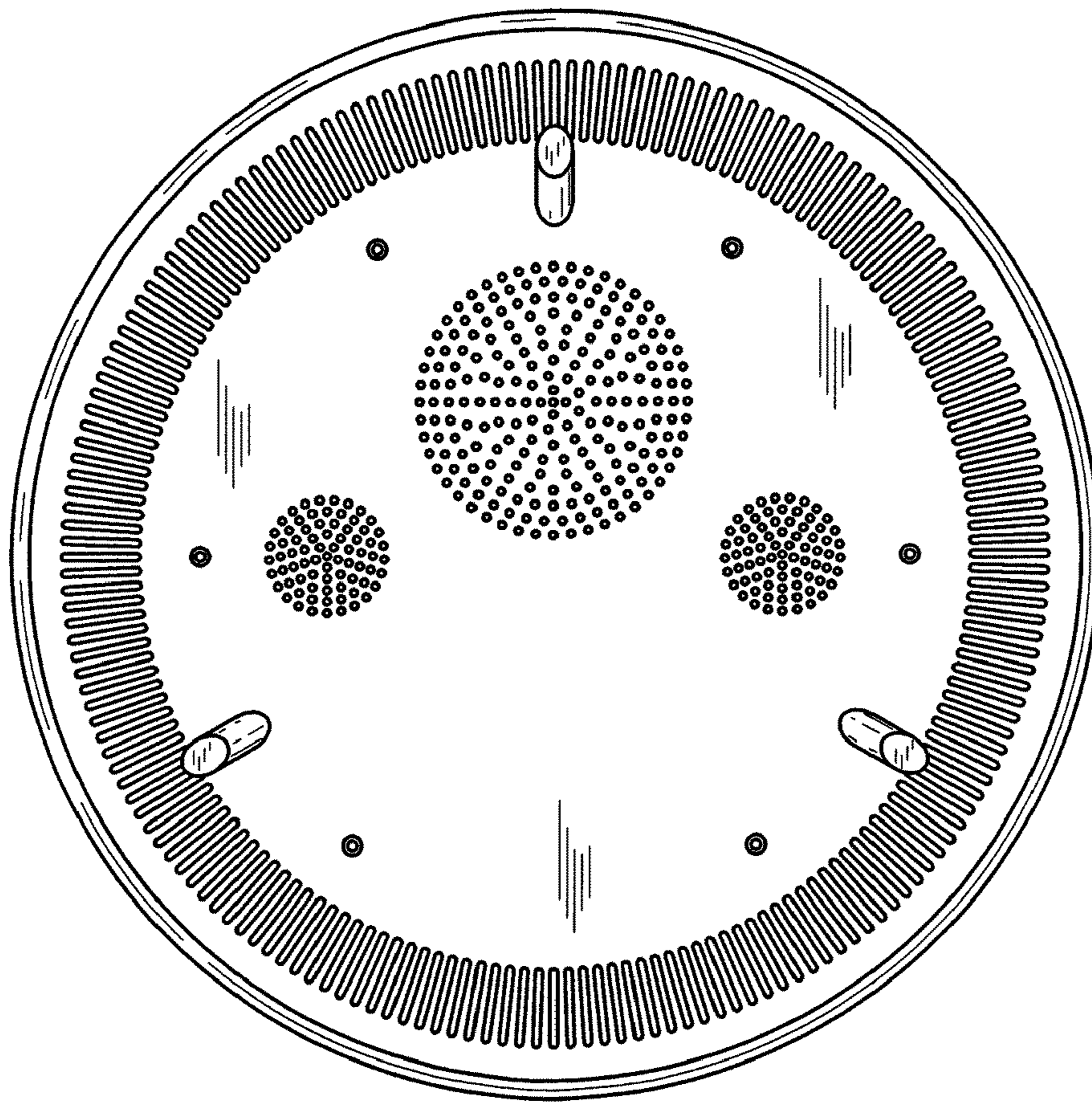


Fig.3




Fig.4




Fig.5




Fig.6




Fig.7

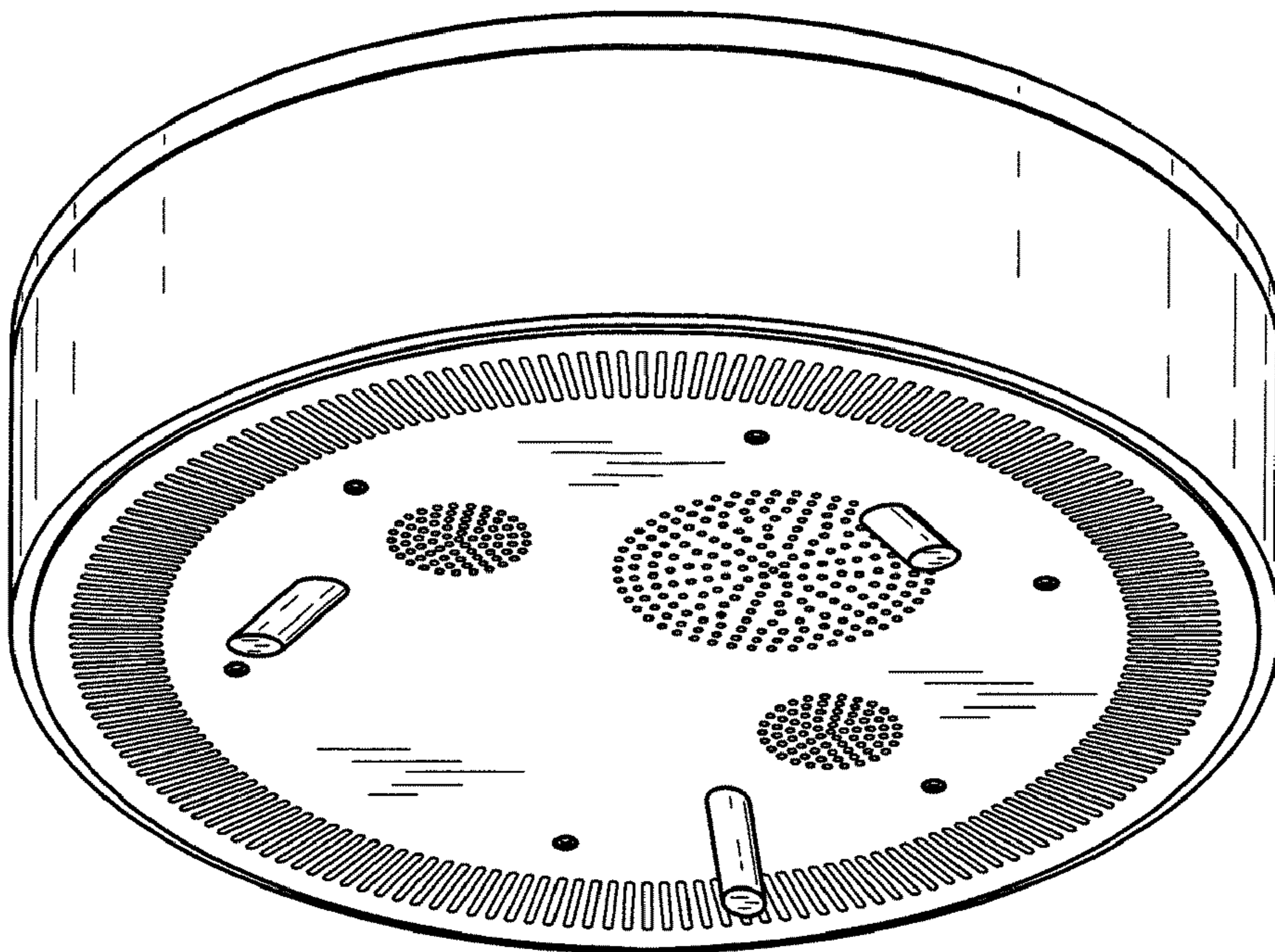


Fig.8