



US00D653741S

(12) **United States Design Patent**  
**Tsuji**

(10) **Patent No.:** **US D653,741 S**

(45) **Date of Patent:** **\*\* Feb. 7, 2012**

(54) **OUTDOOR UNIT FOR AIR CONDITIONER**

(75) Inventor: **Kaichi Tsuji**, Kusatsu (JP)

(73) Assignee: **Daikin Industries Ltd.**, Osaka (JP)

(\*\*) Term: **14 Years**

(21) Appl. No.: **29/371,716**

(22) Filed: **Jul. 25, 2011**

(51) **LOC (9) Cl.** ..... **23-04**

(52) **U.S. Cl.** ..... **D23/351**

(58) **Field of Classification Search** ..... D6/314,  
D6/317, 332-333, 351; 312/236; 62/259.1,  
62/259.3, 259.4, 262-263, 304, 401, 515-516;  
454/330-331, 349-350, 354

See application file for complete search history.

(56) **References Cited**

**U.S. PATENT DOCUMENTS**

D435,095 S	*	12/2000	Nanjo	.....	D23/351
D454,186 S	*	3/2002	Caronna et al.	.....	D23/351
D540,452 S	*	4/2007	Narayanamurthy et al.	.....	D23/351
D603,948 S	*	11/2009	Ishihara	.....	D23/351
D604,400 S	*	11/2009	Sata et al.	.....	D23/351

D604,822 S	*	11/2009	Lee	.....	D23/351
D617,886 S	*	6/2010	Sata et al.	.....	D23/351
D628,685 S	*	12/2010	Aoyama et al.	.....	D23/351
D629,091 S	*	12/2010	Maezawa et al.	.....	D23/351
D629,878 S	*	12/2010	Kaiser et al.	.....	D23/351

\* cited by examiner

*Primary Examiner* — Brian N Vinson

(74) *Attorney, Agent, or Firm* — Manabu Kanesaka

(57) **CLAIM**

The ornamental design for an outdoor unit for air conditioner, as shown and described.

**DESCRIPTION**

FIG. 1 is a perspective view of an outdoor unit for air conditioner showing my new design;  
FIG. 2 is a front view thereof;  
FIG. 3 is a rear view thereof;  
FIG. 4 is a plan view thereof;  
FIG. 5 is a bottom view thereof;  
FIG. 6 is a left side view thereof; and,  
FIG. 7 is a right side view thereof.

The broken lines depict portions of the outdoor unit for air conditioner that form no part of claimed design.

**1 Claim, 6 Drawing Sheets**

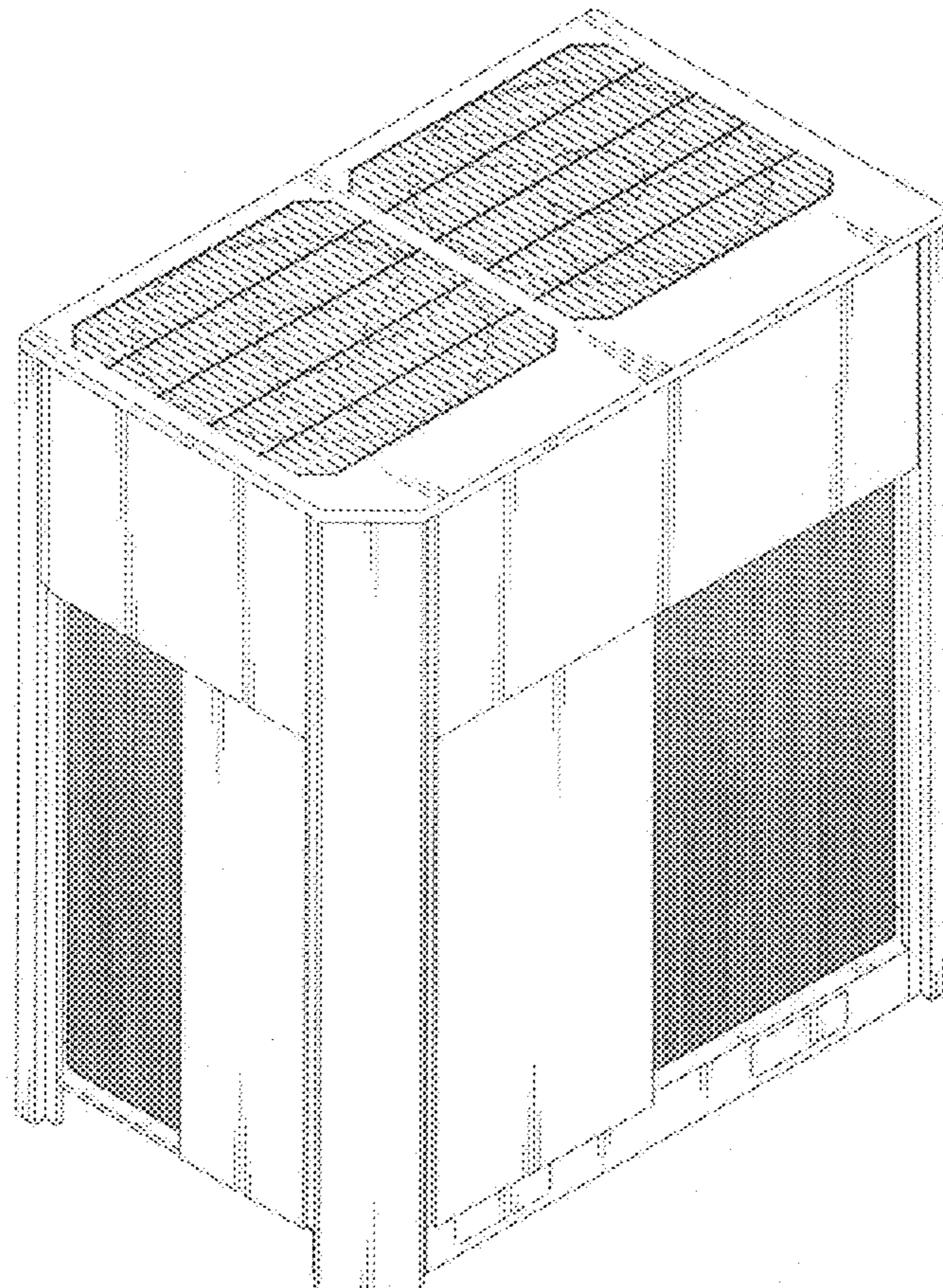


Fig. 1

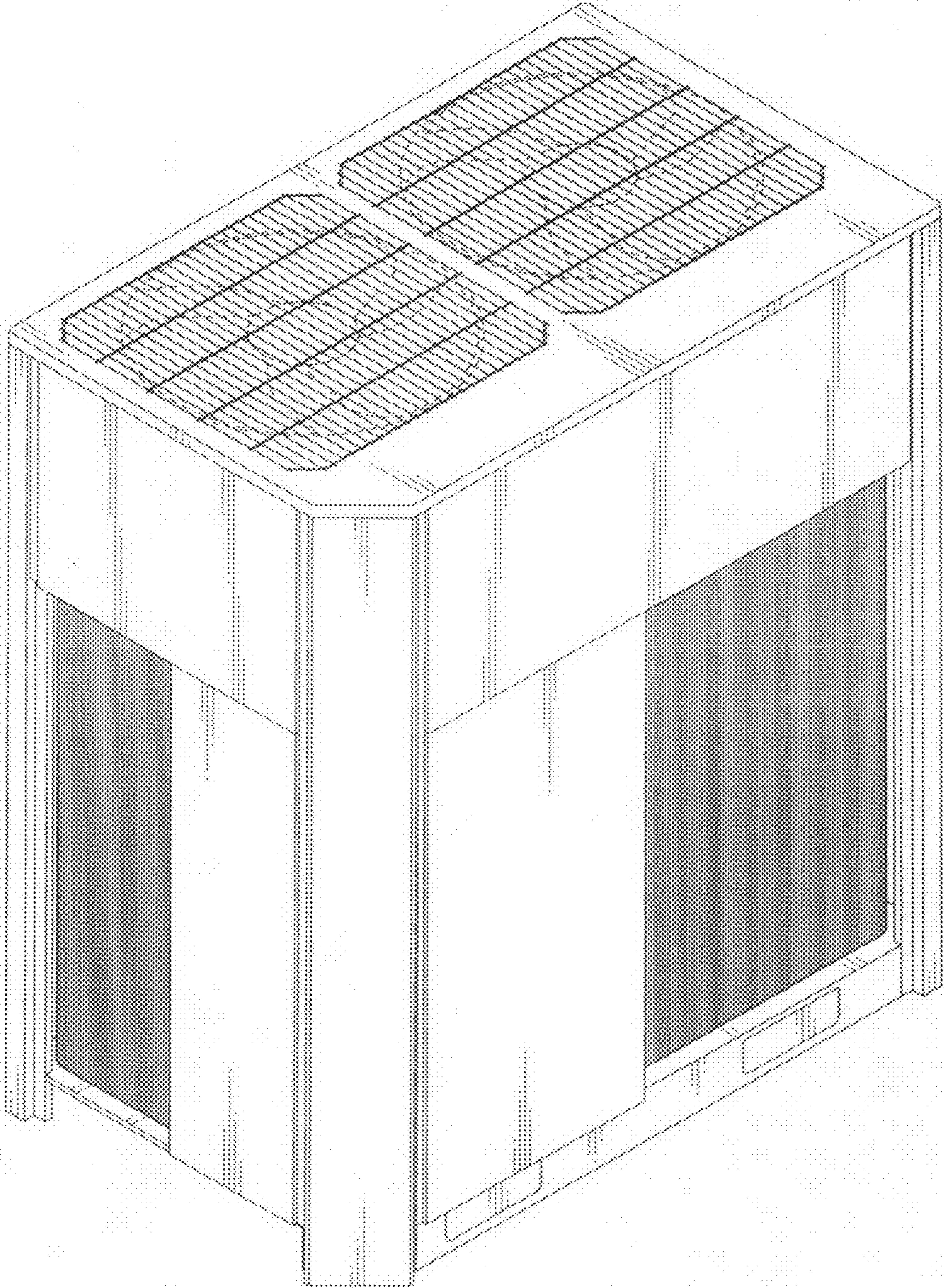


Fig. 2




Fig. 3




Fig. 4

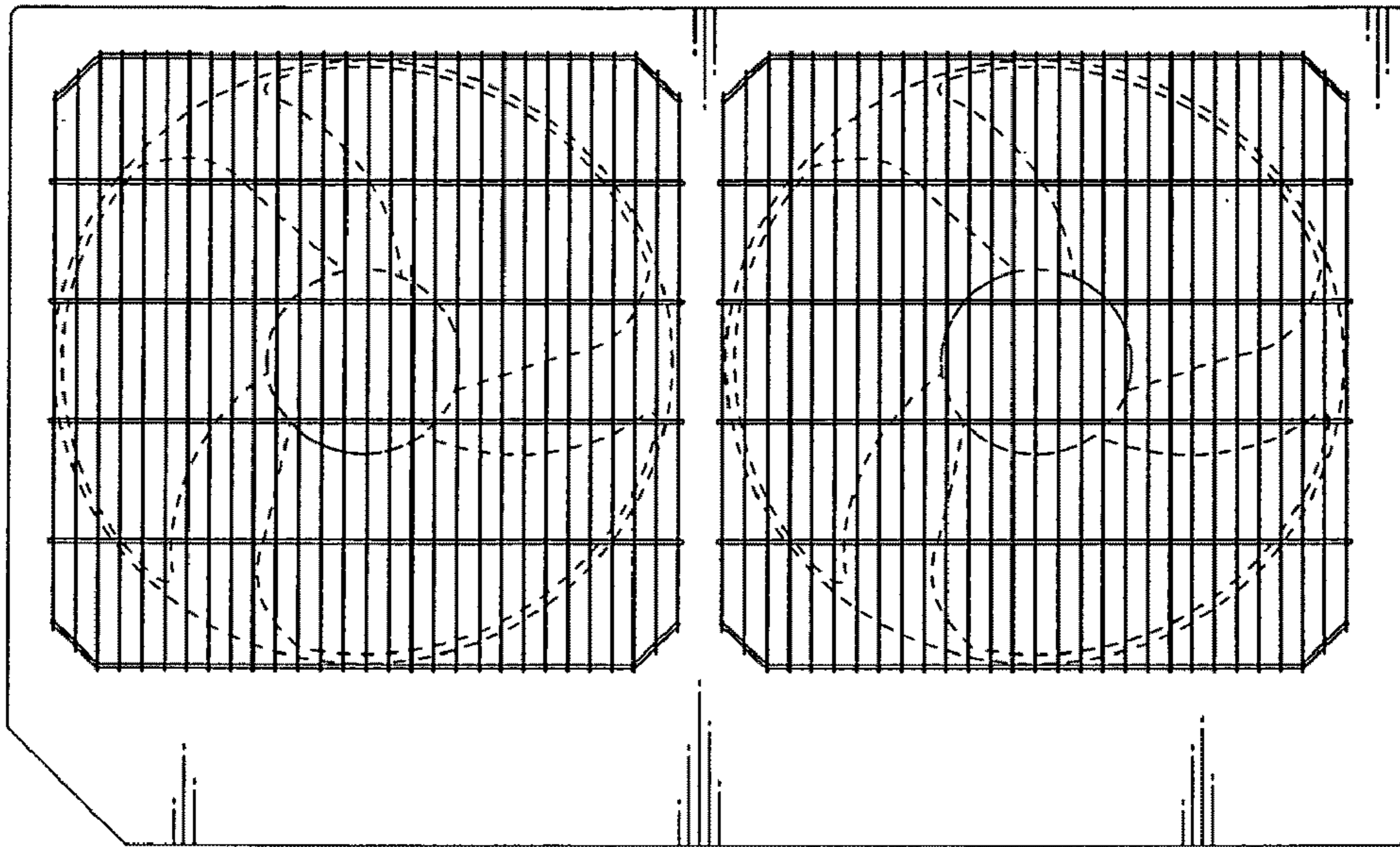


Fig. 5

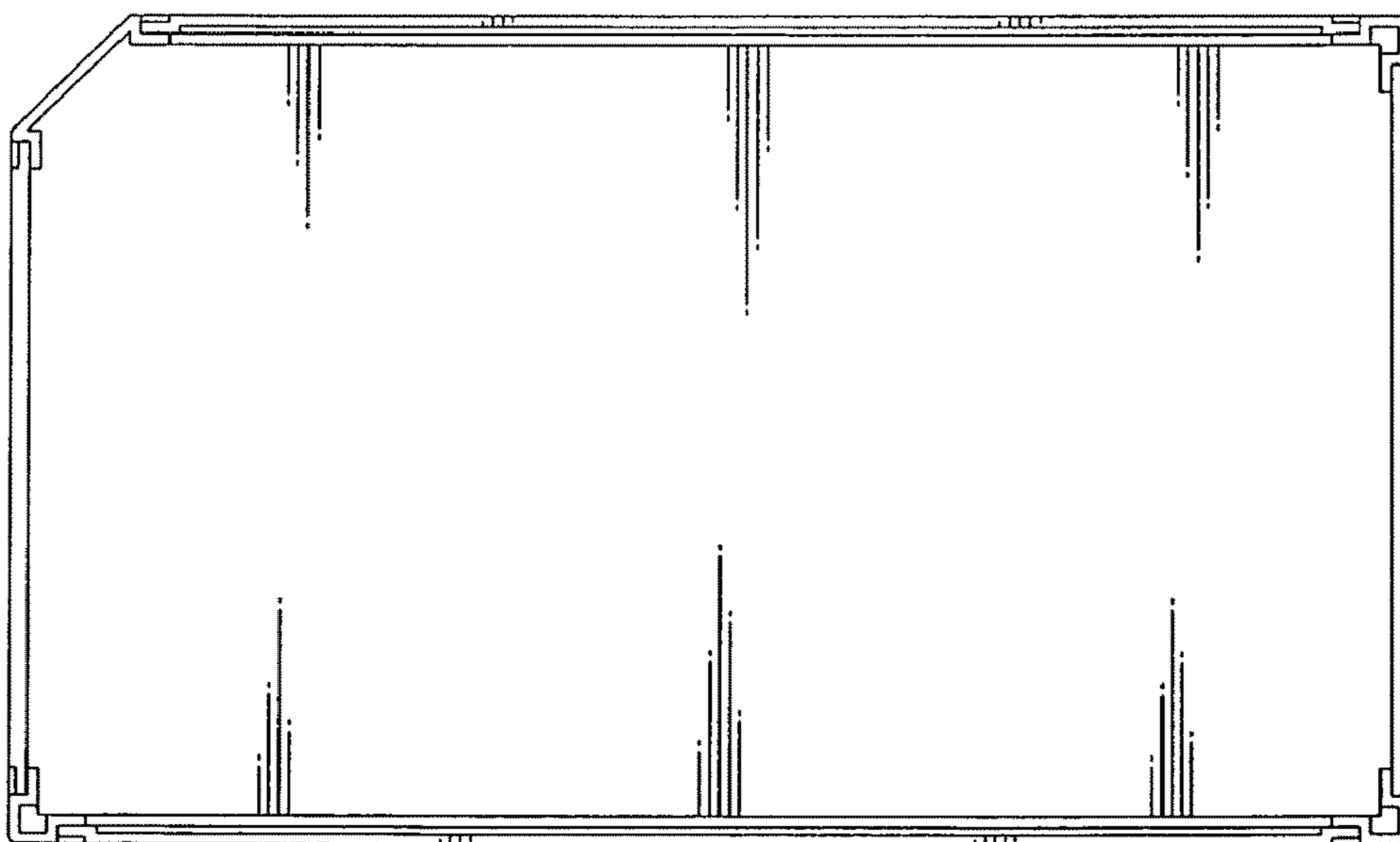


Fig. 6




Fig. 7

