



US00D653735S

(12) **United States Design Patent**
Wang

(10) **Patent No.:** **US D653,735 S**

(45) **Date of Patent:** **** Feb. 7, 2012**

(54) **VANITY TOP**

(76) **Inventor:** **Shao Wang**, Salt Lake City, UT (US)

(**) **Term:** **14 Years**

(21) **Appl. No.:** **29/377,395**

(22) **Filed:** **Oct. 20, 2010**

(51) **LOC (9) Cl.** **23-02**

(52) **U.S. Cl.** **D23/286**

(58) **Field of Classification Search** D23/284,
D23/286-287, 289, 293.1; 4/619, 643; D7/397
See application file for complete search history.

(56) **References Cited**

U.S. PATENT DOCUMENTS

D141,619 S *	6/1945	Stanitz	D23/286
D210,465 S *	3/1968	Eida	D6/397
D234,390 S *	2/1975	Hodges	D6/397
D261,928 S *	11/1981	Mornaghini	D23/286
D266,036 S *	9/1982	Teves	D6/397
D321,997 S *	12/1991	Inman	D6/397
5,755,498 A *	5/1998	Cutler	312/235.1

D412,741 S *	8/1999	Pepin	D23/286
D511,374 S *	11/2005	Chen	D23/293.1
D585,118 S *	1/2009	Ziemann et al.	D23/286

* cited by examiner

Primary Examiner — Robert Delehanty

(74) *Attorney, Agent, or Firm* — QuickPatents, Inc.; Kevin Prince


(57) **CLAIM**

What is claimed is the ornamental design for a vanity top, as shown and described.

DESCRIPTION

FIG. 1 is a perspective view of a vanity top, showing the new design;
FIG. 2 is a left-side elevational view thereof, the right-side elevational view being a mirror image thereof;
FIG. 3 is a rear elevational view thereof;
FIG. 4 is a front elevational view thereof;
FIG. 5 is a top plan view thereof; and,
FIG. 6 is a bottom plan view thereof.

1 Claim, 3 Drawing Sheets



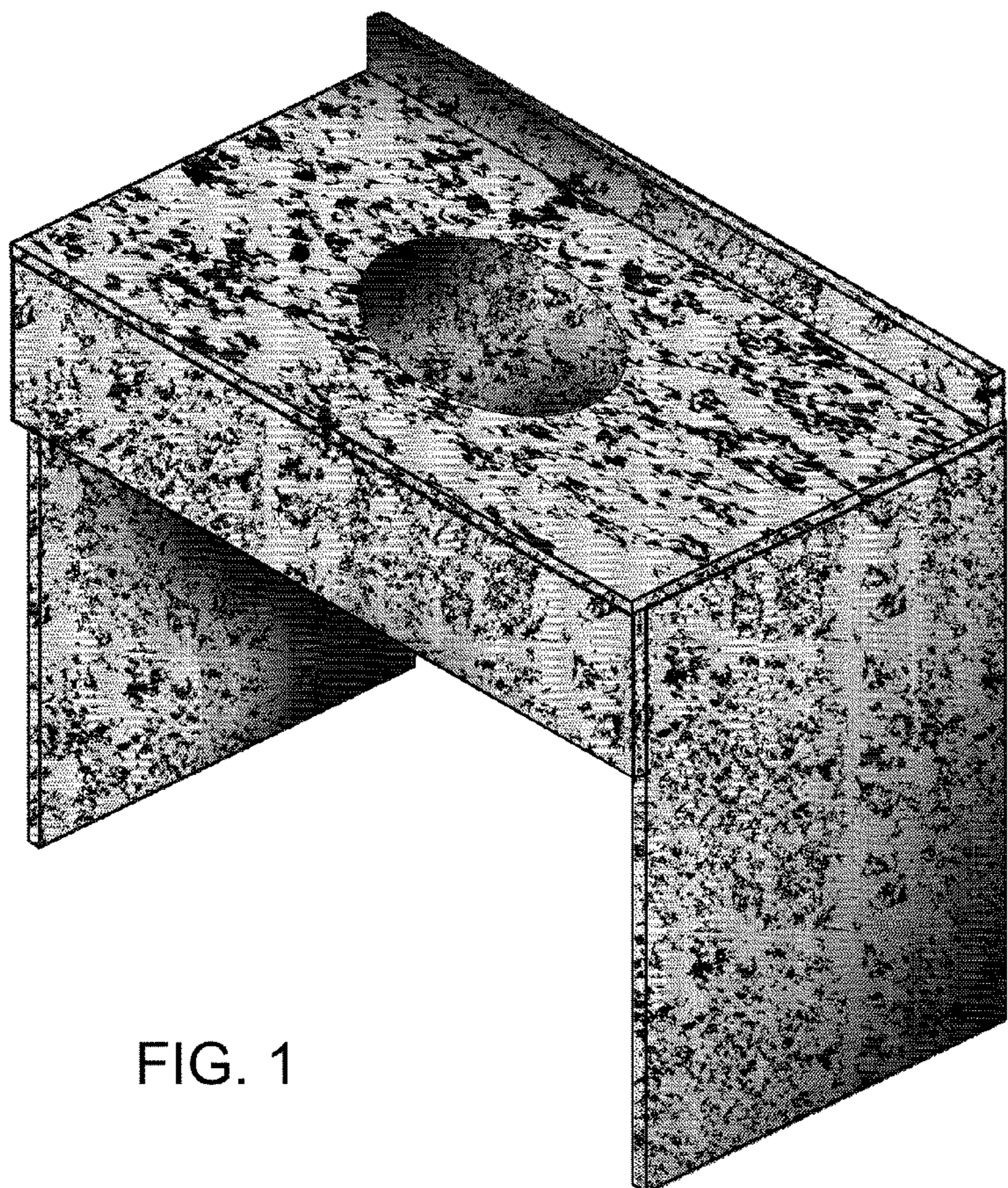


FIG. 1

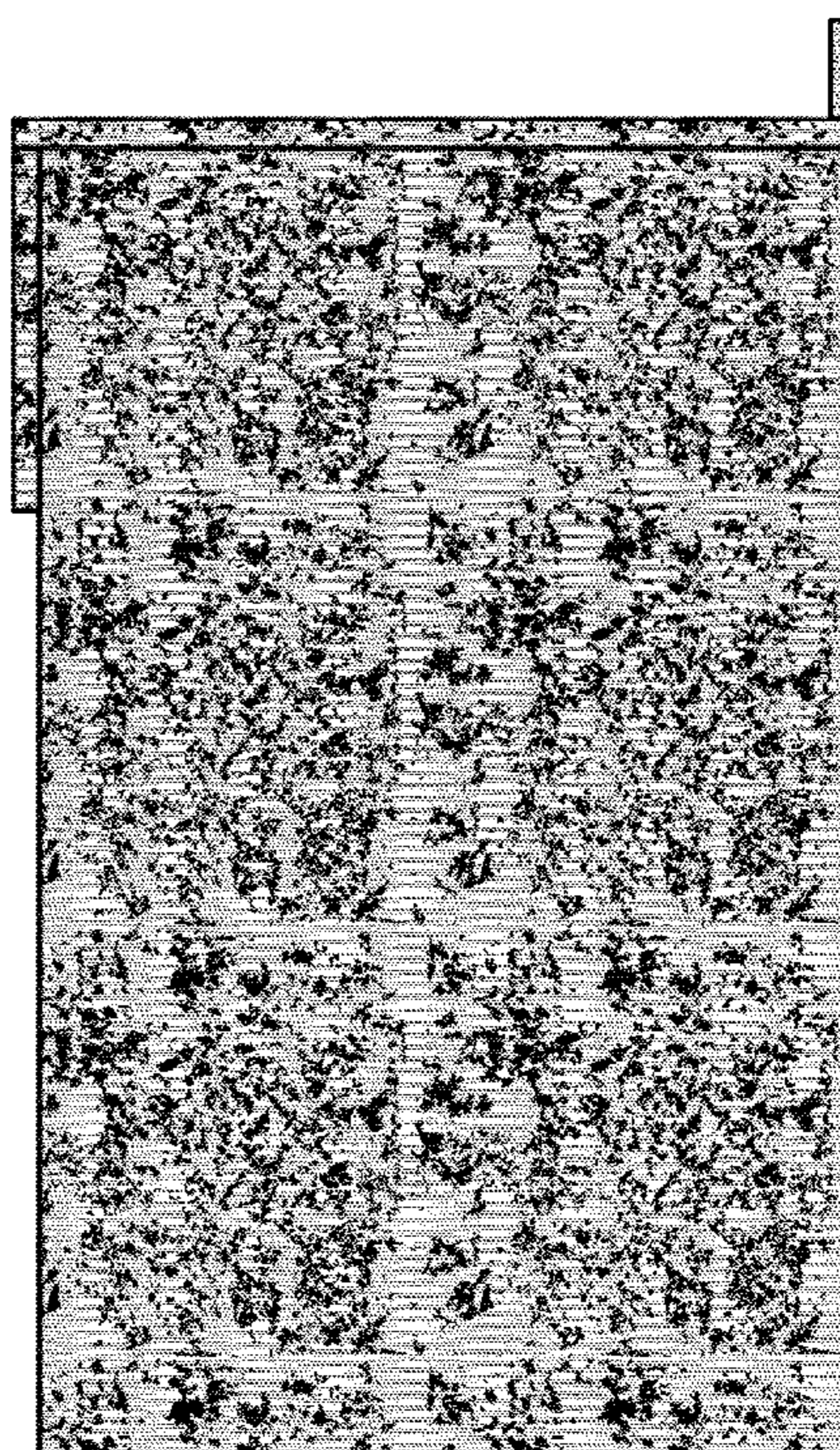


FIG. 2




FIG. 3




FIG. 4




FIG. 5

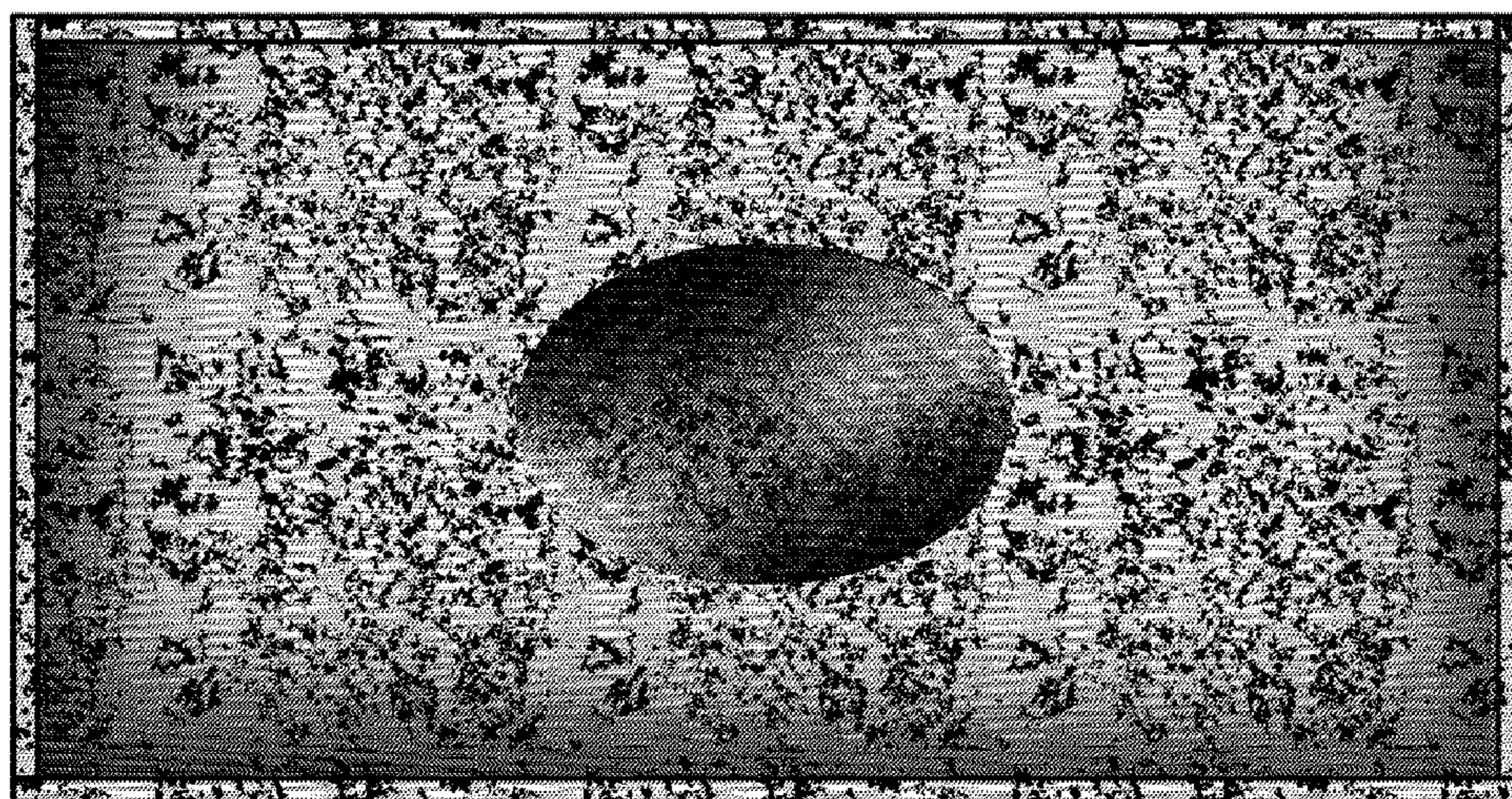


FIG. 6