



US00D653712S

(12) **United States Design Patent**
Gickler

(10) **Patent No.:** **US D653,712 S**

(45) **Date of Patent:** **** Feb. 7, 2012**

(54) **PLUSH TOY**

(76) Inventor: **Tammy A. Gickler**, Delaware, OH (US)

(**) Term: **14 Years**

(21) Appl. No.: **29/384,152**

(22) Filed: **Jan. 27, 2011**

(51) **LOC (9) Cl.** **21-01**

(52) **U.S. Cl.** **D21/604**

(58) **Field of Classification Search** D11/158;
D21/576, 577, 585, 604-605; D30/160;
446/71-73, 97-98, 269, 292, 368-369

See application file for complete search history.

(56) **References Cited**

U.S. PATENT DOCUMENTS

D132,473 S *	5/1942	Szrajer	D21/604
D298,445 S *	11/1988	Albert	D21/604
D311,046 S *	10/1990	Yanec	D21/604
D394,682 S *	5/1998	Marcus	D21/604
D483,817 S *	12/2003	Miller	D21/604

* cited by examiner

Primary Examiner — Sandra Morris

(74) *Attorney, Agent, or Firm* — Porter, Wright, Morris & Arthur, LLP

(57) **CLAIM**

The ornamental design for a plush toy, as shown and described.

DESCRIPTION

FIG. 1 is a front view of a plush toy according to a first embodiment of my new design;

FIG. 2 is a rear view thereof;

FIG. 3 is a left side view thereof, the right side view being a mirror image thereof;

FIG. 4 is a top view thereof;

FIG. 5 is a bottom view thereof;

FIG. 6 is a front view of a plush toy according to a second embodiment of my new design;



FIG. 7 is a rear view thereof;

FIG. 8 is a left side view thereof, the right side view being a mirror image thereof;

FIG. 9 is a top view thereof; and,

FIG. 10 is a bottom view thereof.

1 Claim, 8 Drawing Sheets






Fig. 1




Fig. 2




Fig. 3

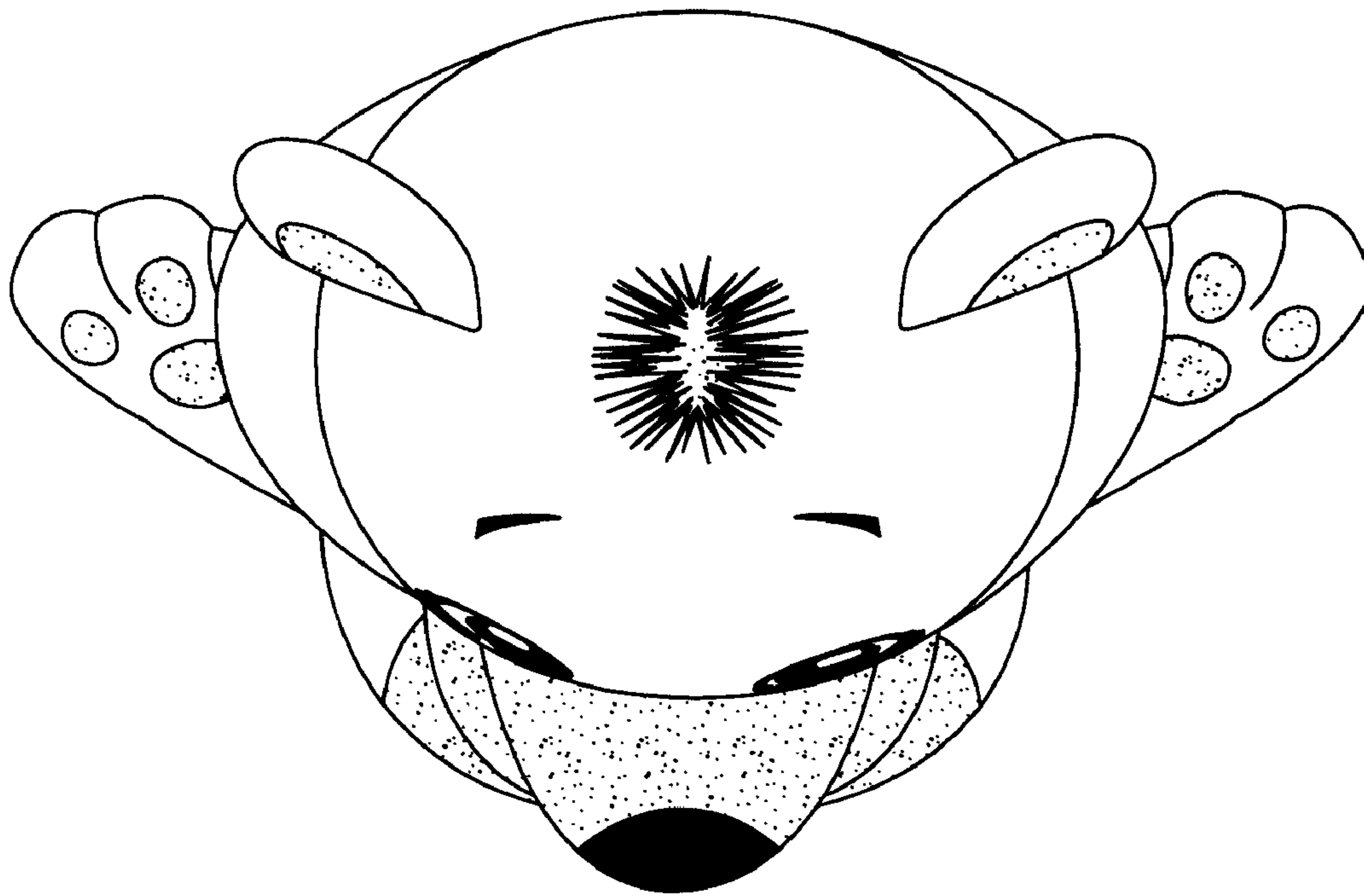


Fig. 4

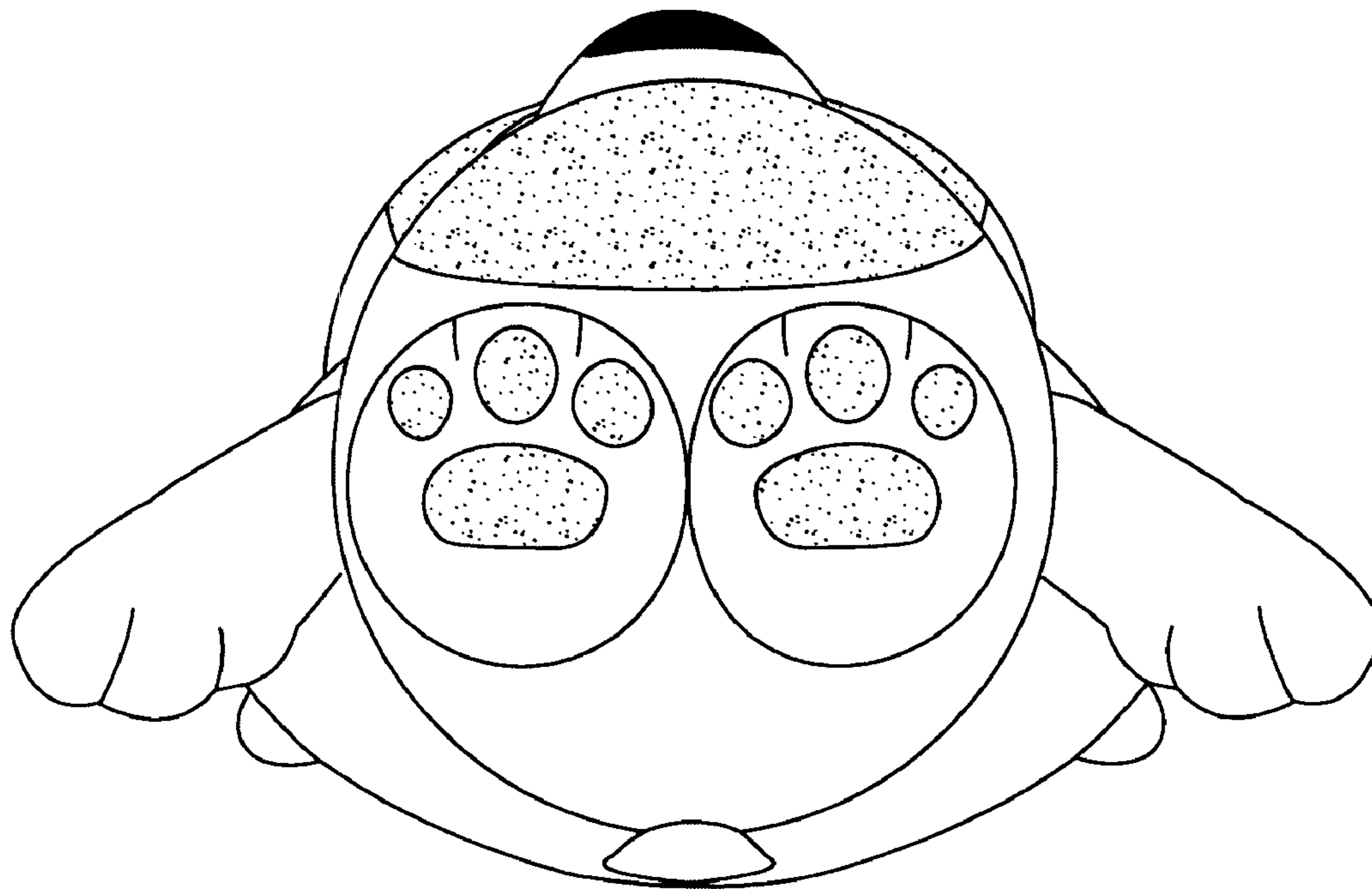


Fig. 5




Fig. 6




Fig. 7




Fig. 8

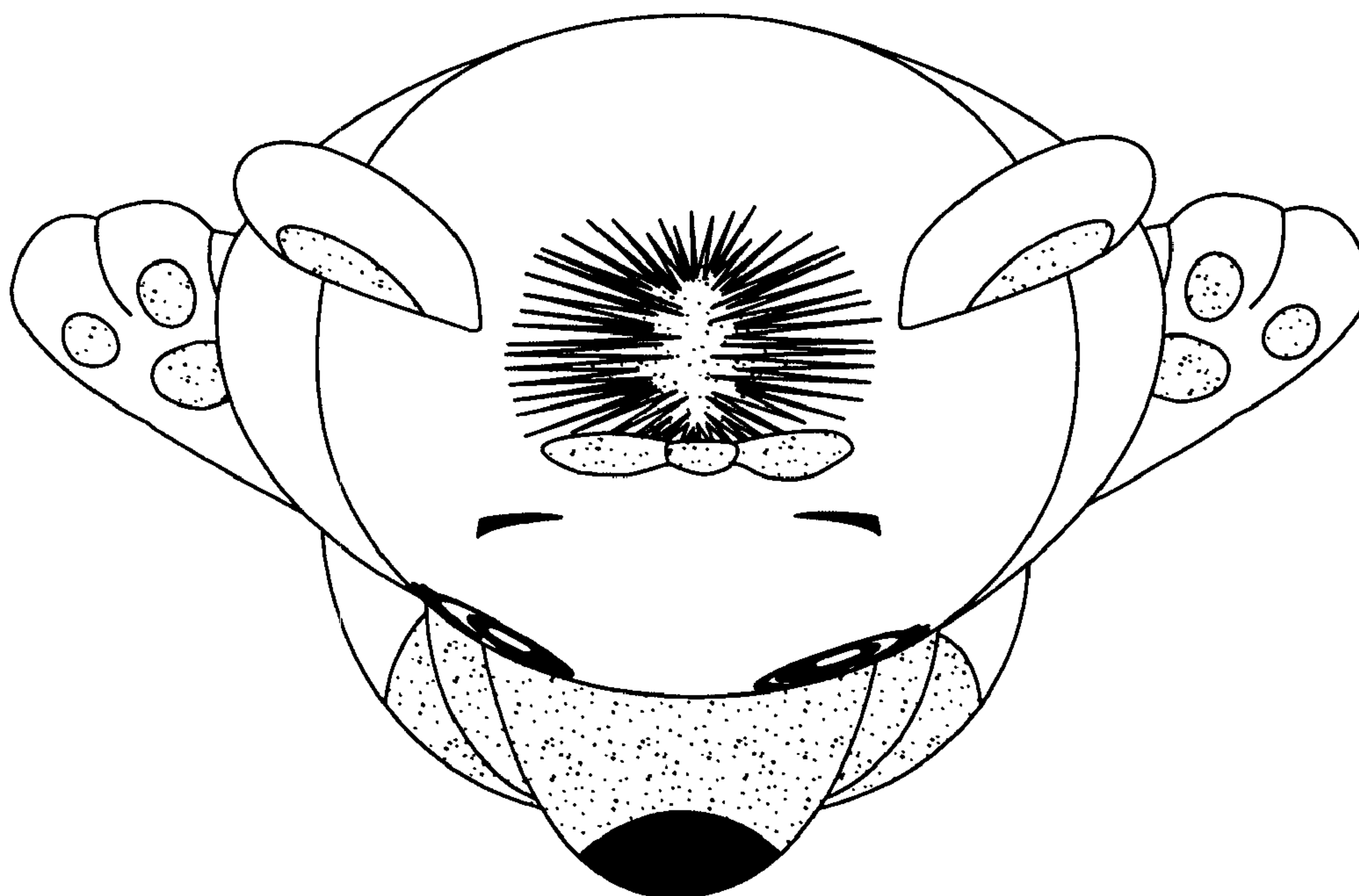


Fig. 9

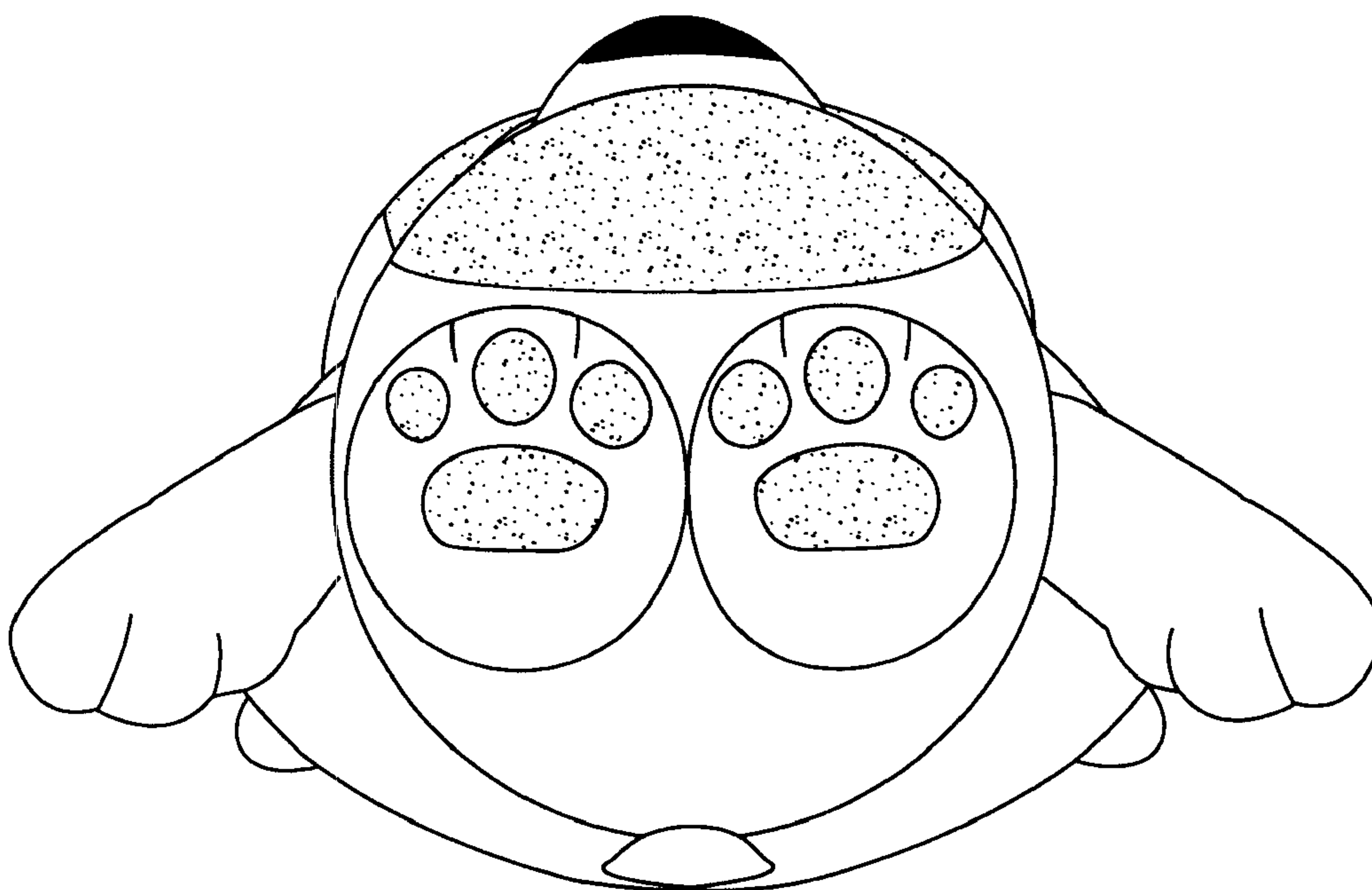


Fig. 10