



US00D653708S

(12) **United States Design Patent**  
**Clark**

(10) **Patent No.:** **US D653,708 S**  
(45) **Date of Patent:** **\*\* Feb. 7, 2012**

(54) **EYEGLASSES TAG**

(76) Inventor: **W. Randal Clark**, Crystal River, FL  
(US)

(\*\*) Term: **14 Years**

(21) Appl. No.: **29/393,057**

(22) Filed: **May 28, 2011**

(51) **LOC (9) Cl.** ..... **19-08**

(52) **U.S. Cl.** ..... **D20/28**

(58) **Field of Classification Search** ..... D20/10,  
D20/11, 15, 19, 22-28, 40, 99; 40/1, 124.01-124.09,  
40/124.11-124.19, 124.191, 299.01, 308-310,  
40/359, 625, 626, 628, 636, 641, 658, 662,  
40/669, 672, 673; D19/99; 206/486; 283/56,  
283/71, 81

See application file for complete search history.

(56) **References Cited**

U.S. PATENT DOCUMENTS

1,379,491	A *	5/1921	Toy	40/669
1,506,956	A *	9/1924	Thompson	40/672
2,054,227	A	9/1936	Nichols	
2,192,514	A *	3/1940	Carleton	40/662
2,592,386	A *	4/1952	Breakey	40/658
3,290,808	A *	12/1966	Delitz	40/638
3,556,291	A *	1/1971	Sebring	206/486
D277,115	S	1/1985	Liebman	
4,662,094	A	5/1987	Jaffe	
4,877,320	A	10/1989	Holden	
4,893,840	A	1/1990	Berkowitz	
D350,988	S	9/1994	Kravitz	
D352,526	S	11/1994	Liebman	
5,387,012	A	2/1995	Hibbs	

D356,600	S	3/1995	Hibbs	
5,537,765	A	7/1996	Liebman et al.	
5,775,018	A	7/1998	Steinborn	
6,023,864	A	2/2000	Liebenow	
6,120,146	A	9/2000	Harris	
6,330,758	B1	12/2001	Feibelman	
6,678,976	B2	1/2004	Jones	
7,040,051	B2 *	5/2006	Windorski	40/641
D578,163	S *	10/2008	Chou	D19/99
D581,467	S *	11/2008	Winningham et al.	D20/11
2003/0066219	A1 *	4/2003	Palumbo	40/359
2005/0000136	A1 *	1/2005	Davis et al.	40/673
2006/0123677	A1 *	6/2006	Jazbinsek	40/310
2008/0301992	A1 *	12/2008	Wagenknecht et al.	40/658

\* cited by examiner

*Primary Examiner* — Mary Ann Calabrese

(74) *Attorney, Agent, or Firm* — Law Office of Steven R. Olsen, PLLC; Steven R. Olsen

(57) **CLAIM**

An ornamental design for an eyeglasses tag, as shown and described.

**DESCRIPTION**

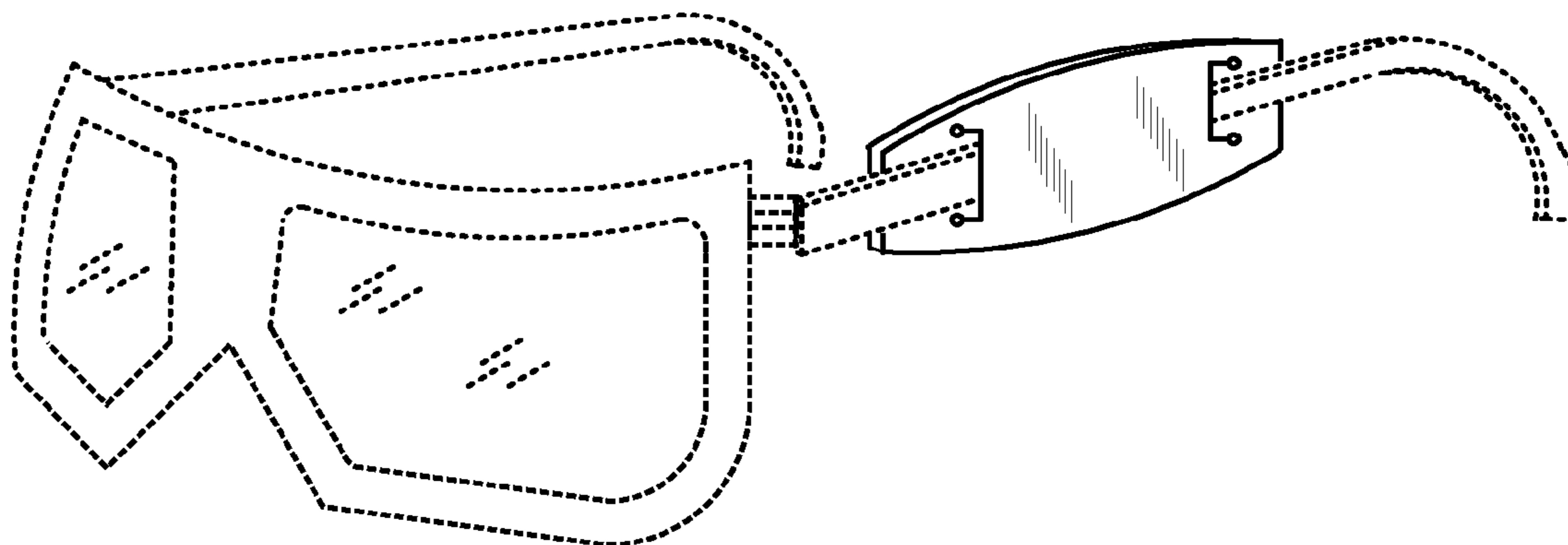
FIG. 1 is a perspective view of an eyeglasses tag, showing my new design, a pair of eyeglasses being shown in broken lines for illustrative purposes only and forming no part of the claimed design;

FIG. 2 is an end elevation view, an opposite end elevation view being identical thereto;

FIG. 3 is a top plan view, a bottom plan view being a mirror image thereof; and,

FIG. 4 is a side elevation view, an opposite side elevation view being identical thereto.

**1 Claim, 1 Drawing Sheet**



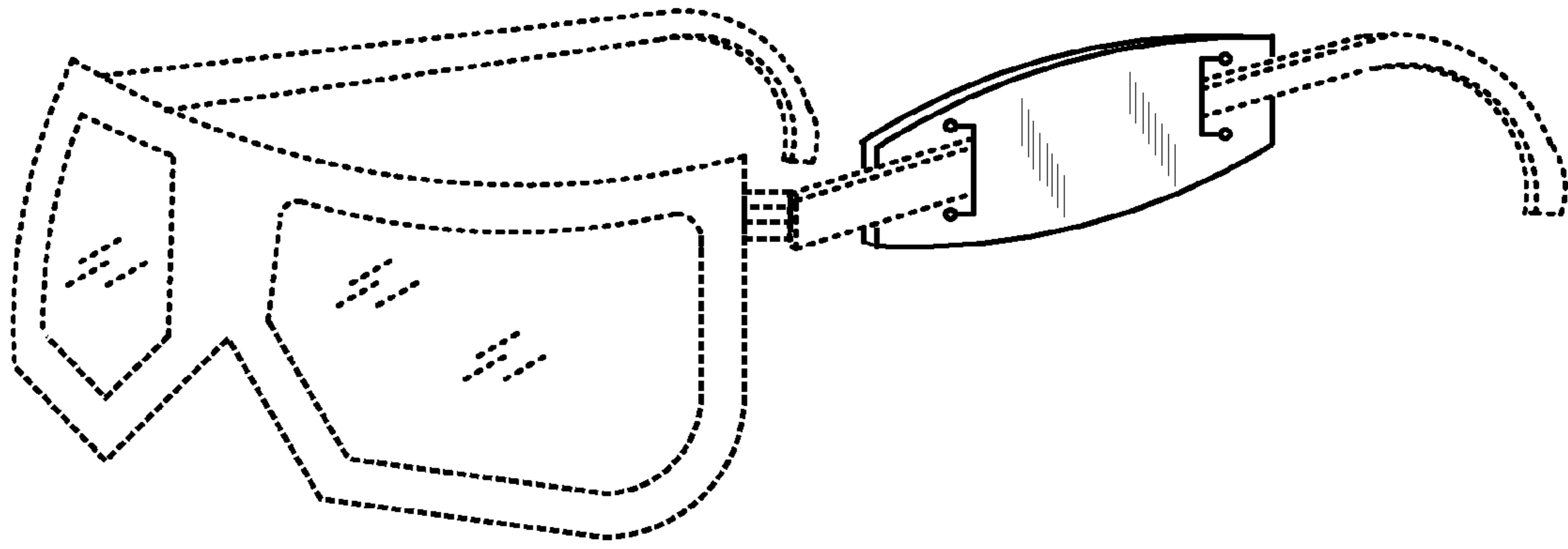


FIG. 1



FIG. 2

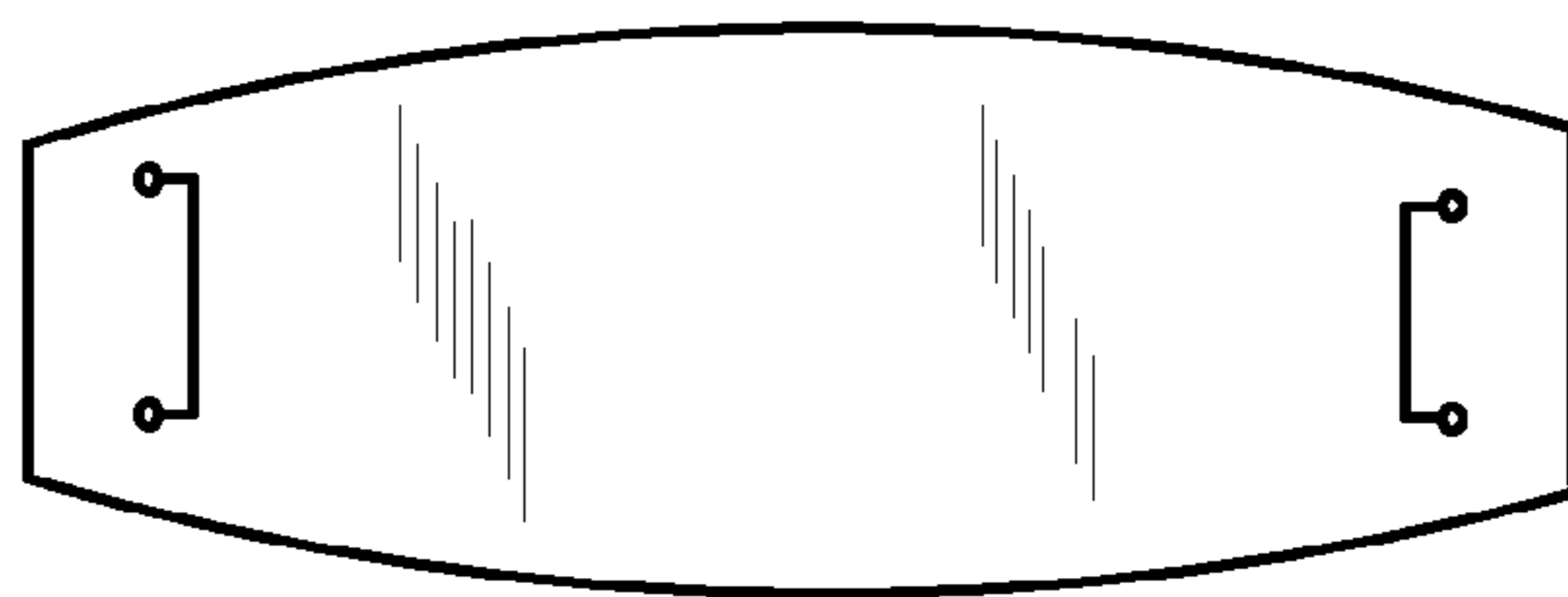


FIG. 3



FIG. 4