



US00D653706S

(12) **United States Design Patent**  
**Lira-Nunez et al.**

(10) **Patent No.:** **US D653,706 S**  
(45) **Date of Patent:** **\*\* Feb. 7, 2012**

(54) **WRITING INSTRUMENT**

(75) Inventors: **Carmen Lira-Nunez**, Downers Grove, IL (US); **Matthew J. Gerules**, Chicago, IL (US)

(73) Assignee: **Sanford L.P.**, Oak Brook, IL (US)

(\*\*) Term: **14 Years**

(21) Appl. No.: **29/397,263**

(22) Filed: **Jul. 13, 2011**

**Related U.S. Application Data**

(62) Division of application No. 29/359,418, filed on Apr. 9, 2010, now Pat. No. Des. 641,784.

(51) **LOC (9) Cl.** ..... **19-06**

(52) **U.S. Cl.** ..... **D19/57**

(58) **Field of Classification Search** ..... D19/35,  
D19/36, 41-51, 54-58; D14/411, 431; 24/11 R,  
24/11 F, 11 P; 401/52, 99, 100, 104-109,  
401/192, 195, 196

See application file for complete search history.

(56) **References Cited**

**U.S. PATENT DOCUMENTS**

D146,215 S	1/1947	Florman	
D146,335 S	2/1947	Colomy	
3,101,073 A	8/1963	Baird	
3,225,746 A	12/1965	Hechtle	
3,315,643 A	4/1967	Eratico	
3,334,615 A	8/1967	Bross	
D321,719 S	11/1991	Nitta	
D324,238 S	2/1992	Nitta	
D330,389 S	10/1992	Katami et al.	
D331,940 S *	12/1992	Shirai et al. ....	D19/51
D345,759 S *	4/1994	Poisson .....	D19/57
D366,498 S	1/1996	Abe et al.	
D378,761 S *	4/1997	Sekine .....	D19/48

D436,127 S	1/2001	Hung	
D442,992 S *	5/2001	Chevalier .....	D19/48
D456,041 S	4/2002	Cooper et al.	
D461,500 S *	8/2002	Cooper et al. ....	D19/43
D476,685 S *	7/2003	Metaxatos et al. ....	D19/51
D484,190 S	12/2003	Cooper et al.	

(Continued)

**OTHER PUBLICATIONS**

U.S. Appl. No. 12/363,480, Challman et al.

(Continued)

*Primary Examiner* — Elizabeth Albert

(74) *Attorney, Agent, or Firm* — Marshall, Gerstein & Borun LLP

(57) **CLAIM**

The ornamental design for a writing instrument, as shown and described.

**DESCRIPTION**

FIG. 1 is a perspective view showing our new design for a writing instrument;

FIG. 2 is a front view of the writing instrument of FIG. 1;

FIG. 3 is a right side view of the writing instrument of FIG. 1;

FIG. 4 is a left side view of the writing instrument of FIG. 1;

FIG. 5 is a back view of the writing instrument of FIG. 1;

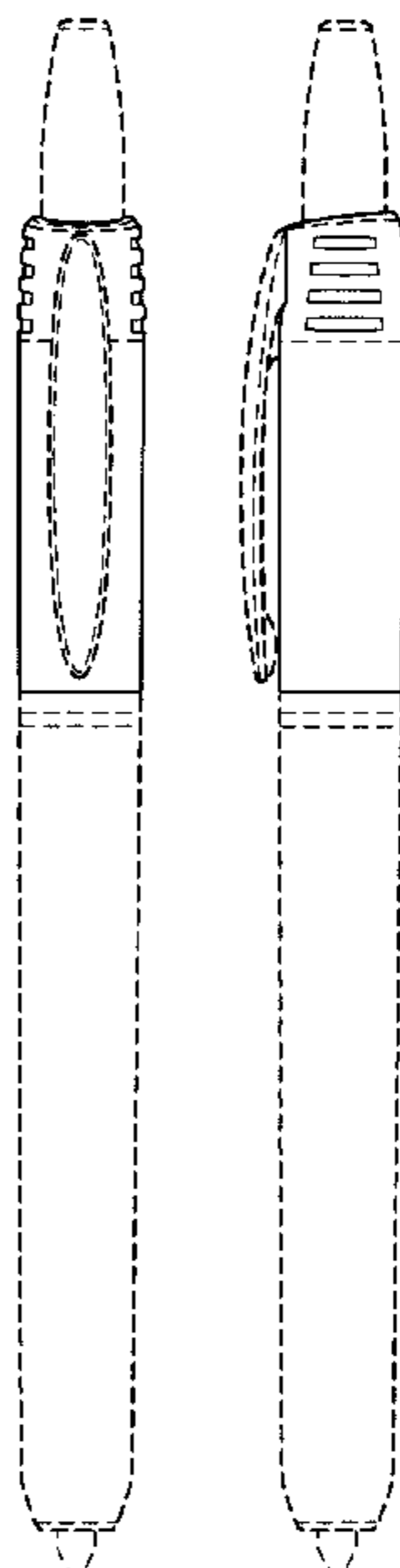
FIG. 6 is a top plan view of the writing instrument of FIG. 1;

and,

FIG. 7 is a bottom plan view of the writing instrument of FIG. 1.

The broken lines showing the writing instrument body, the clip, push button, and the writing point are included for the purpose of showing portions of the writing instrument that form no part of the claimed design.

**1 Claim, 4 Drawing Sheets**



# US D653,706 S

Page 2

## U.S. PATENT DOCUMENTS


D484,538 S 12/2003 Daida et al.  
D497,949 S 11/2004 Furlong et al.  
D497,952 S 11/2004 Bain  
D499,138 S 11/2004 Banderet  
7,018,122 B2 3/2006 Kwan et al.  
7,059,796 B2 6/2006 Lewis, Jr. et al.  
D530,746 S 10/2006 Gerules  
D533,225 S 12/2006 Gerules  
D540,381 S 4/2007 Qiu  
D547,375 S 7/2007 Gerules  
7,252,449 B2 8/2007 Carroll  
D553,683 S 10/2007 Gerules et al.  
D555,198 S 11/2007 Gerules et al.  
7,322,766 B2 1/2008 Erlebacher et al.  
7,341,388 B2 3/2008 Carroll  
D566,174 S 4/2008 Silverstein  
D566,766 S 4/2008 Silverstein  
7,350,996 B2 4/2008 Bielecki et al.  
D569,431 S 5/2008 Qiu et al.  
D569,909 S 5/2008 Shibata  
D574,429 S 8/2008 Kusaba et al.  
D577,066 S 9/2008 Zhao et al.  
D582,979 S 12/2008 Leibeck  
D584,771 S 1/2009 Gerules et al.  
7,488,130 B2 2/2009 Dylkiewicz et al.  
D590,879 S 4/2009 Yu et al.  
D602,088 S 10/2009 Ma  
D602,528 S \* 10/2009 Takanashi ..... D19/57  
D603,451 S 11/2009 Gerules  
D604,363 S 11/2009 Sunich et al.

D613,335 S 4/2010 Gerules  
7,775,734 B2 \* 8/2010 Dylkiewicz et al. .... 401/108  
7,850,382 B2 12/2010 Hayes et al.  
D641,782 S \* 7/2011 Lira-Nunez et al. .... D19/48  
D641,783 S \* 7/2011 Lira-Nunez et al. .... D19/48  
D641,785 S \* 7/2011 Lira-Nunez et al. .... D19/48  
2006/0165470 A1 7/2006 Gerules et al.  
2008/0075524 A1 3/2008 Erlebacher et al.  
2008/0175648 A1 7/2008 Hayes et al.  
2008/0196620 A1 8/2008 Wang et al.  
2009/0142124 A1 \* 6/2009 Dylkiewicz et al. .... 401/108  
2009/0245919 A1 10/2009 Rennecker et al.  
2010/0063186 A1 3/2010 Onyenemezu et al.


## OTHER PUBLICATIONS

U.S. Appl. No. 12/266,680, Rennecker et al.  
U.S. Appl. No. 29/334,320, Gerules et al.  
U.S. Appl. No. 29/342,748, Gerules et al.  
U.S. Appl. No. 29/342,750, Gerules et al.  
U.S. Appl. No. 29/350,595, Gerules.  
Photographs of Sharpie Ultra Fine Retractable markers publicly available before Apr. 9, 2010.  
Photograph of Sharpie Fine Point marker publicly available before Apr. 9, 2010.  
Photograph of Sharpie Extra Fine Point marker publicly available before Apr. 9, 2010.  
Photograph of Sharpie Ultra Fine Point marker publicly available before Apr. 9, 2010.


\* cited by examiner



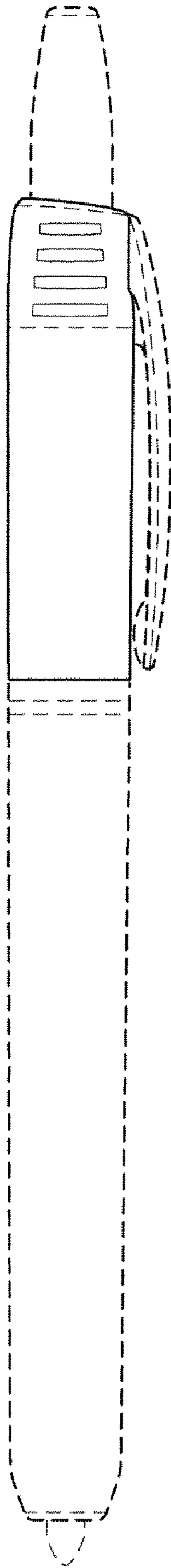
**FIG. 1**



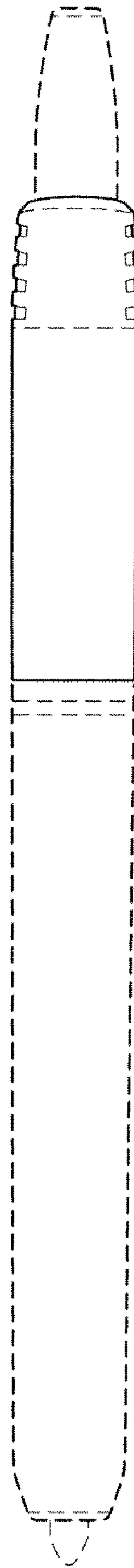
**FIG. 2**



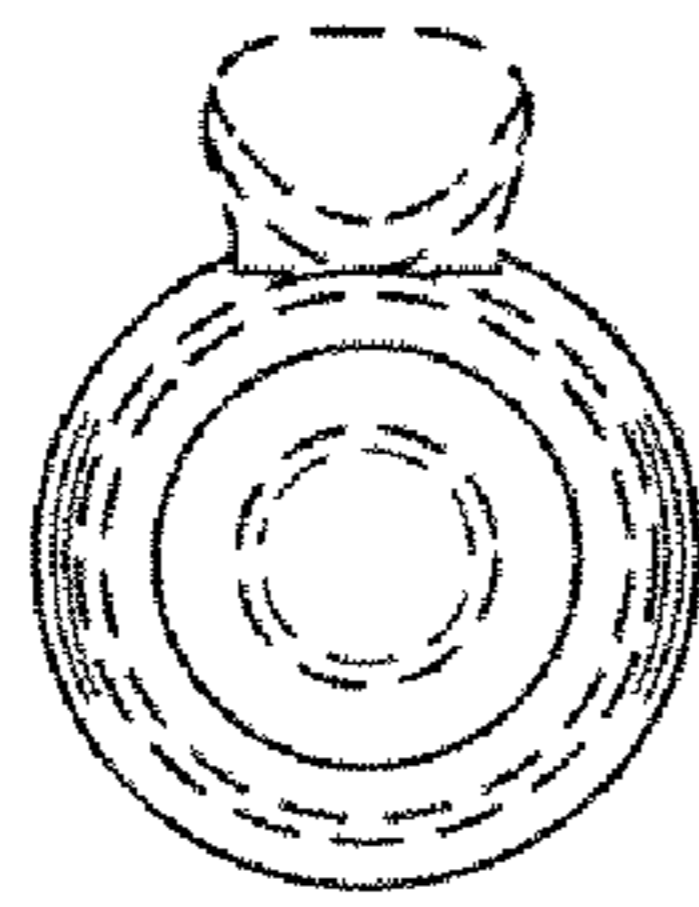
**FIG. 3**



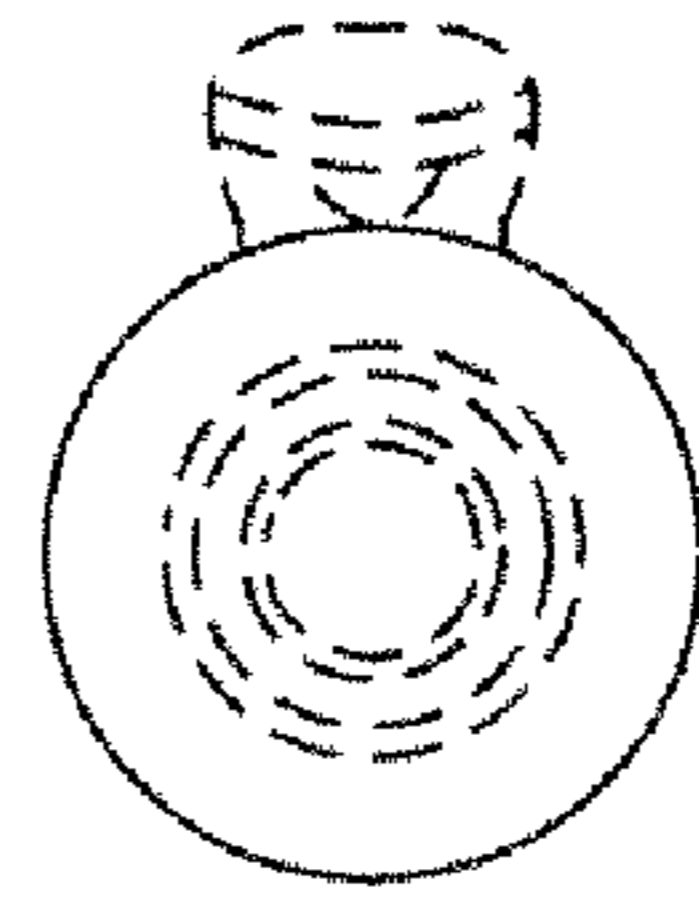
**FIG. 4**



**FIG. 5**



***FIG. 6***



***FIG. 7***