



US00D653681S

(12) **United States Design Patent**
Degtyarev

(10) **Patent No.:** **US D653,681 S**
(45) **Date of Patent:** **** Feb. 7, 2012**

(54) **ENDLESS ELASTIC TRACK FOR A LAND VEHICLE**

(75) Inventor: **Sergey Aleksandrovich Degtyarev,**
Kursk (RU)

(73) Assignee: **Zakrytoe Aktsionerhoe Obshchestvo Nauchno-Proizvodstvennoe Obyedinenie Kompozit,** Kursk (RU)

(**) Term: **14 Years**

(21) Appl. No.: **29/394,768**

(22) Filed: **Jun. 21, 2011**

(30) **Foreign Application Priority Data**

May 3, 2011 (RU) 2011501341

(51) **LOC (9) Cl.** **15-03**

(52) **U.S. Cl.** **D15/28; D12/7**

(58) **Field of Classification Search** D15/28;
D12/7, 608, 8, 9, 10; D2/951, 960; 305/165-179,
305/157, 52, 158, 180-184; 180/190, 191,
180/184; 474/266, 267, 260-262
See application file for complete search history.

(56) **References Cited**

U.S. PATENT DOCUMENTS

D216,301 S *	12/1969	Chaumont	D12/7
3,582,154 A *	6/1971	Russ, Sr.	305/166
D222,247 S *	10/1971	Perrault	D12/7
3,637,267 A *	1/1972	Bombardier et al.	305/160
3,754,798 A *	8/1973	Chaumont	305/166
3,756,668 A *	9/1973	Russ, Sr.	305/179
D242,612 S *	12/1976	Perreault	D12/7
D243,517 S *	3/1977	Belanger	D12/7
D260,899 S *	9/1981	Joseph et al.	D15/28
D283,206 S *	4/1986	Talbot	D12/7
D298,018 S *	10/1988	Cartwright	D12/3
D302,017 S *	7/1989	Grawey et al.	D15/28
D376,996 S *	12/1996	Soucy et al.	D12/7
D380,419 S *	7/1997	Thompson et al.	D12/7

D386,721 S *	11/1997	Bedard	D12/7
D389,428 S *	1/1998	Dandurand	D12/7
D389,429 S *	1/1998	Dandurand	D12/7
D389,430 S *	1/1998	Dandurand	D12/7
D389,431 S *	1/1998	Dandurand	D12/7
D389,432 S *	1/1998	Dandurand	D12/7
D389,433 S *	1/1998	Dandurand	D12/7
D389,434 S *	1/1998	Dandurand	D12/7
D389,435 S *	1/1998	Dandurand	D12/7
5,713,645 A *	2/1998	Thompson et al.	305/168
5,730,510 A *	3/1998	Courtemanche	305/168
D393,607 S *	4/1998	Dandurand	D12/7
D394,615 S *	5/1998	Dandurand	D12/7
D408,326 S *	4/1999	Dandurand	D12/7

(Continued)

FOREIGN PATENT DOCUMENTS

RU 55226 9/2004

(Continued)

Primary Examiner — Mark Goodwin

(74) *Attorney, Agent, or Firm* — Notaro, Michalos & Zaccaria P.C.

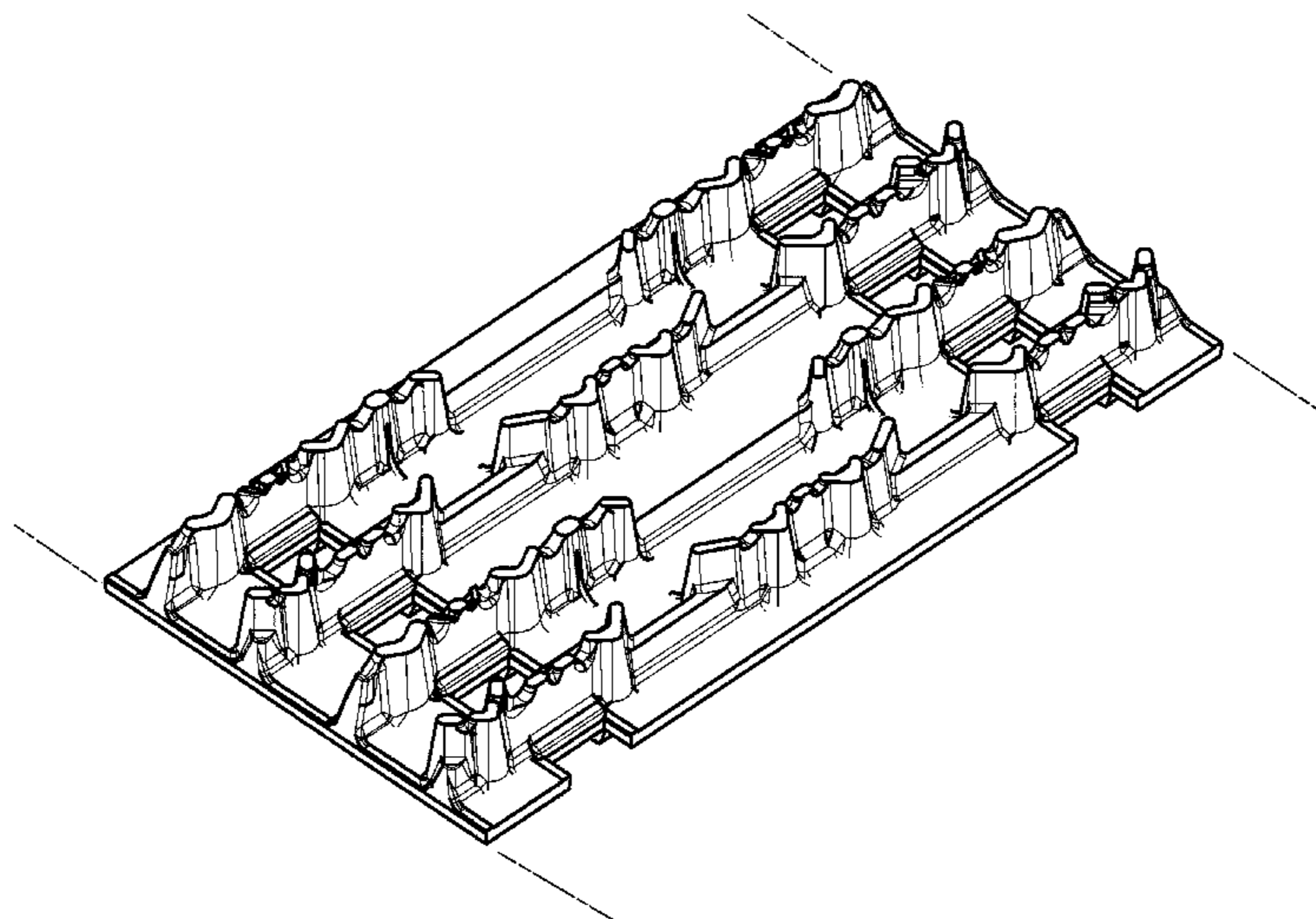
(57) **CLAIM**

The ornamental design for an endless elastic track for a land vehicle, as shown and described.

DESCRIPTION

FIG. 1 is a top perspective view of an endless track for a land vehicle showing my new design, it being understood that the tread pattern is repeated uniformly over the entire length of the track, as shown by the broken line band in FIG. 5 which forms no part of the claimed design, and also repeats by an indeterminate length as shown by the broken away lines; FIG. 2 is a top plan view thereof; FIG. 3 is a side elevational view thereof; FIG. 4 is a bottom plan view thereof; and, FIG. 5 is a perspective view of two sections of the track showing the top and bottom thereof and indicating the endless nature of the track by broken lines.

1 Claim, 5 Drawing Sheets



US D653,681 S

Page 2

U.S. PATENT DOCUMENTS

6,109,705 A * 8/2000 Courtemanche 305/178
D431,015 S * 9/2000 Lussier D12/7
D436,892 S * 1/2001 Soucy et al. D12/7
6,575,540 B2 * 6/2003 Soucy et al. 305/166
6,626,258 B1 * 9/2003 Forbes 180/184
D511,481 S * 11/2005 Sampson D12/7
D565,605 S * 4/2008 Tateishi D15/28
D567,823 S * 4/2008 Hagio D15/28

D588,169 S * 3/2009 Hagio D15/28
D619,930 S * 7/2010 Faucher et al. D12/7
D636,793 S * 4/2011 Vladimirovich D15/28
D637,626 S * 5/2011 Vladimirovich D15/28
D639,313 S * 6/2011 Vladimirovich D15/28

FOREIGN PATENT DOCUMENTS

RU 69242 2/2009

* cited by examiner

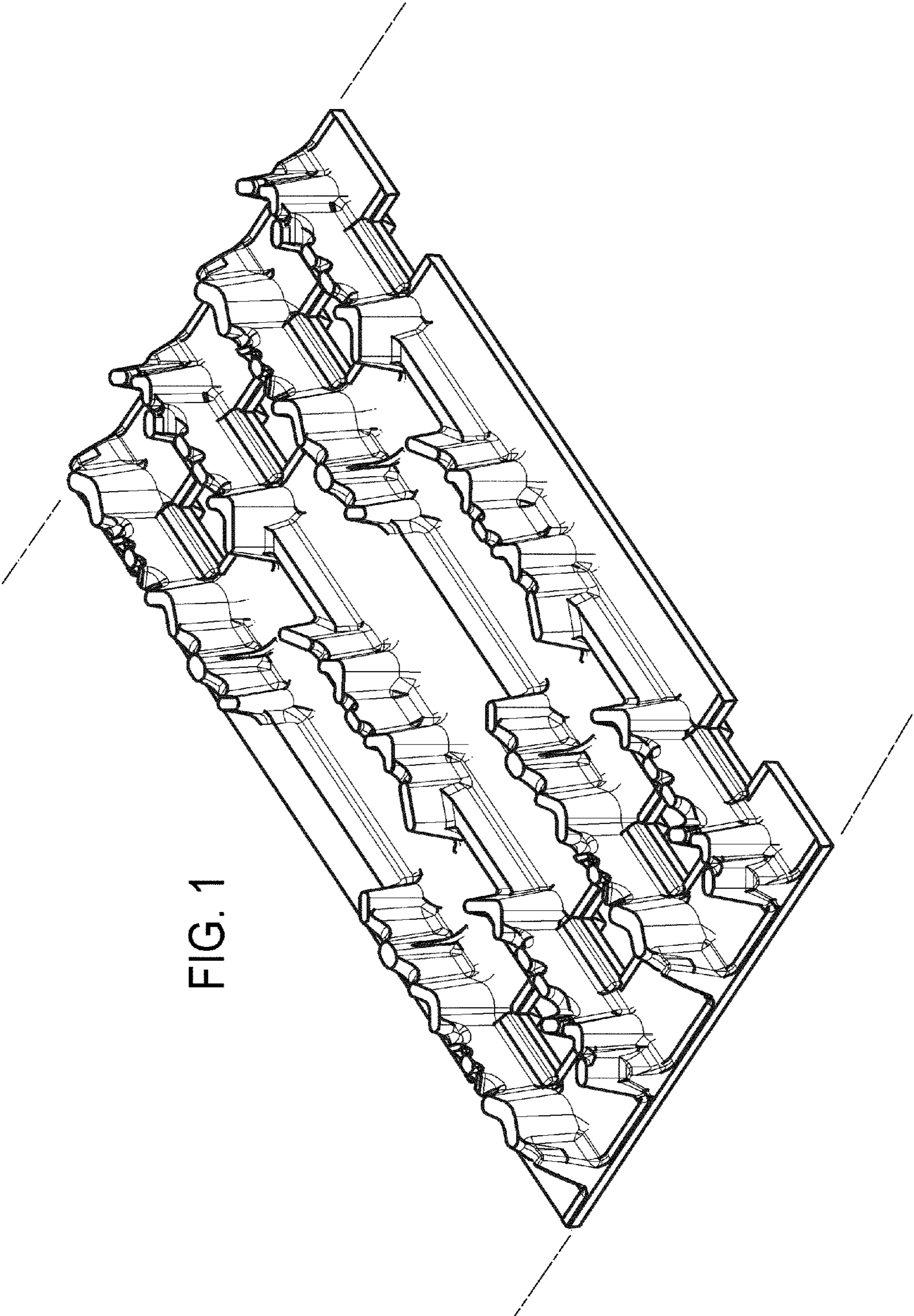


FIG. 1

FIG. 2

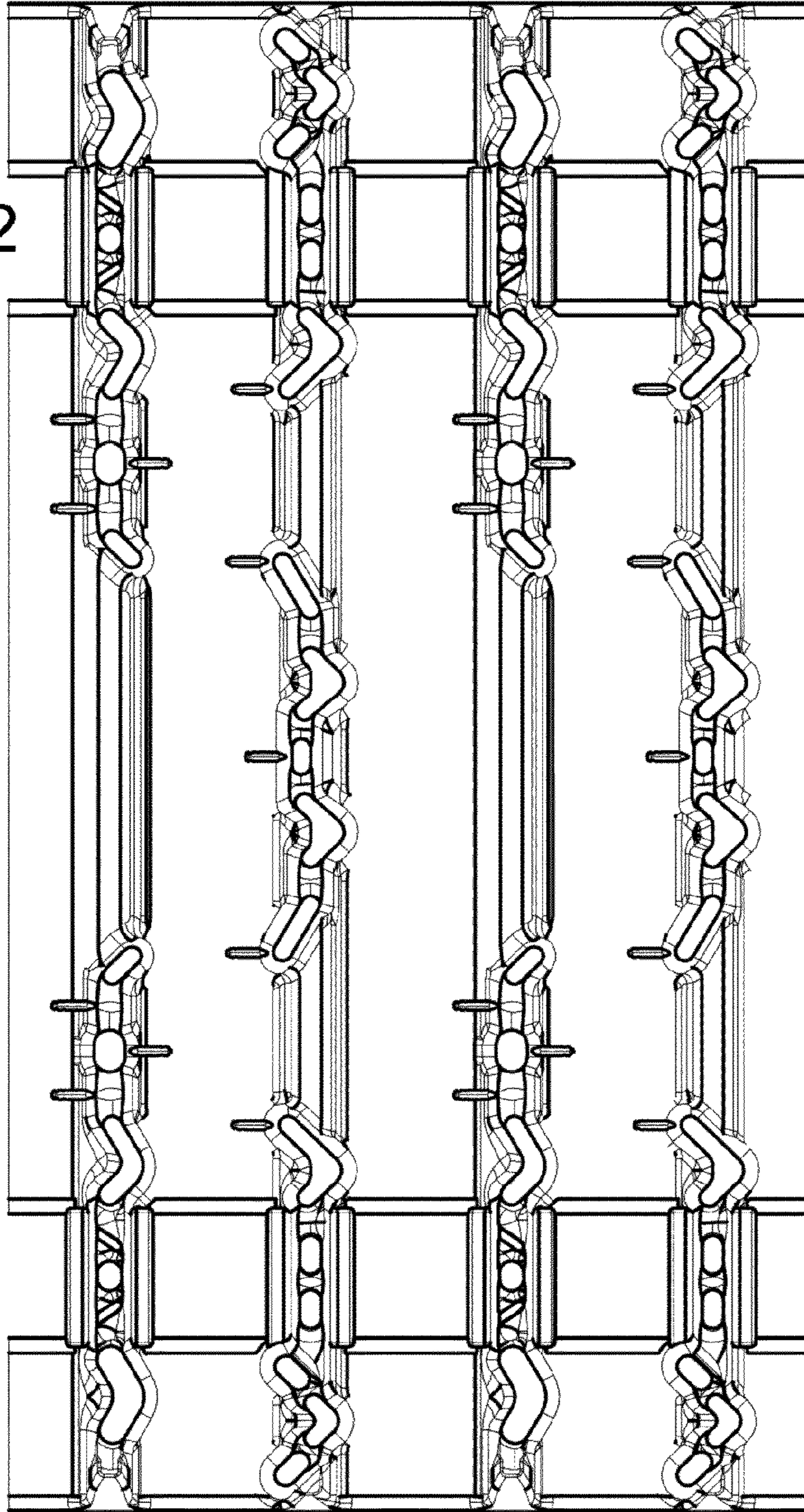


FIG. 3

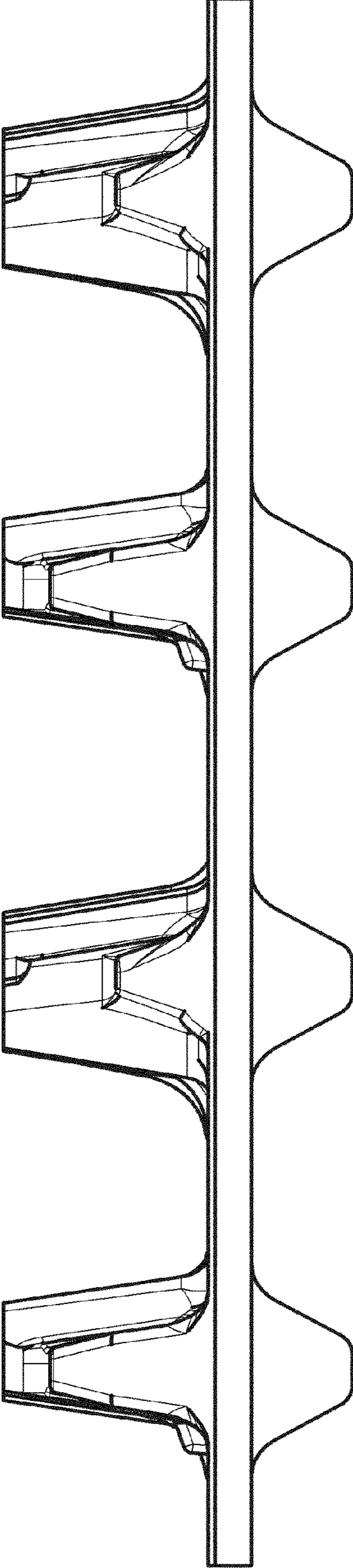


FIG. 4

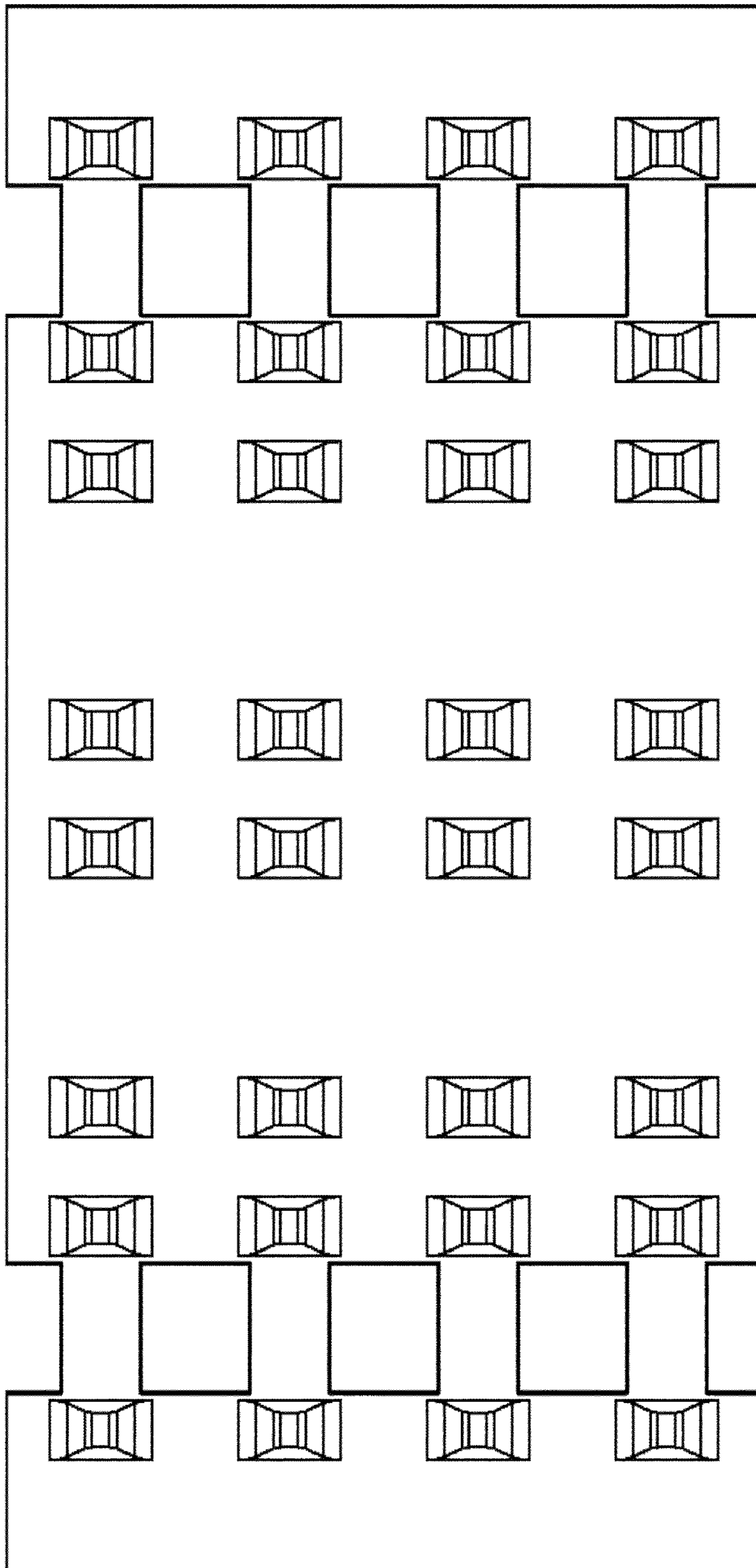


FIG. 5

