



US00D653605S

(12) **United States Design Patent**
Stroud et al.

(10) **Patent No.:** **US D653,605 S**

(45) **Date of Patent:** **** Feb. 7, 2012**

(54) **BIN**

(76) Inventors: **Annette Marie Stroud**, Chattanooga, TN (US); **Johnny Lamar Brown**, Chattanooga, TN (US)

(**) Term: **14 Years**

(21) Appl. No.: **29/363,853**

(22) Filed: **Jun. 15, 2010**

(51) **LOC (9) Cl.** **12-16**

(52) **U.S. Cl.** **D12/425**

(58) **Field of Classification Search** D12/416, D12/415, 417, 418, 419, 425; 296/36; 22/36; 224/404, 275; D3/318

See application file for complete search history.

(56) **References Cited**

U.S. PATENT DOCUMENTS

D245,716 S *	9/1977	Russo	D30/118
D363,916 S *	11/1995	Johnson	D12/415
D406,096 S *	2/1999	Lucas, Jr.	D12/416
D424,298 S *	5/2000	Laib	D7/602
D437,299 S *	2/2001	Johnson	D13/184
D485,801 S *	1/2004	Smith	D12/415

D496,404 S *	9/2004	Hurwitz	D19/92
D530,516 S *	10/2006	Snell	D3/304
D530,918 S *	10/2006	Snell	D3/304
D530,920 S *	10/2006	Snell	D3/304
D583,562 S *	12/2008	Ghiorghie	D3/304
D606,710 S *	12/2009	Spater	D30/129
D627,291 S *	11/2010	Lindsay, Jr.	D12/416

* cited by examiner

Primary Examiner — Caron D Veynar

Assistant Examiner — Katrina A Betton

(74) *Attorney, Agent, or Firm* — Frank Marino

(57) **CLAIM**

The ornamental design for a bin, as shown and described.

DESCRIPTION

FIG. 1 is a perspective view of a bin according to our new design;

FIG. 2 is a front view of the bin of FIG. 1;

FIG. 3 is a top view of the bin of FIG. 1;

FIG. 4 is a right side view of the bin of FIG. 1, the left side view being a mirror image thereof;

FIG. 5 is a rear view of the bin of FIG. 1; and,

FIG. 6 is a bottom view of the bin of FIG. 1.

Coloring forms no part of the claimed design

1 Claim, 1 Drawing Sheet






Fig. 1

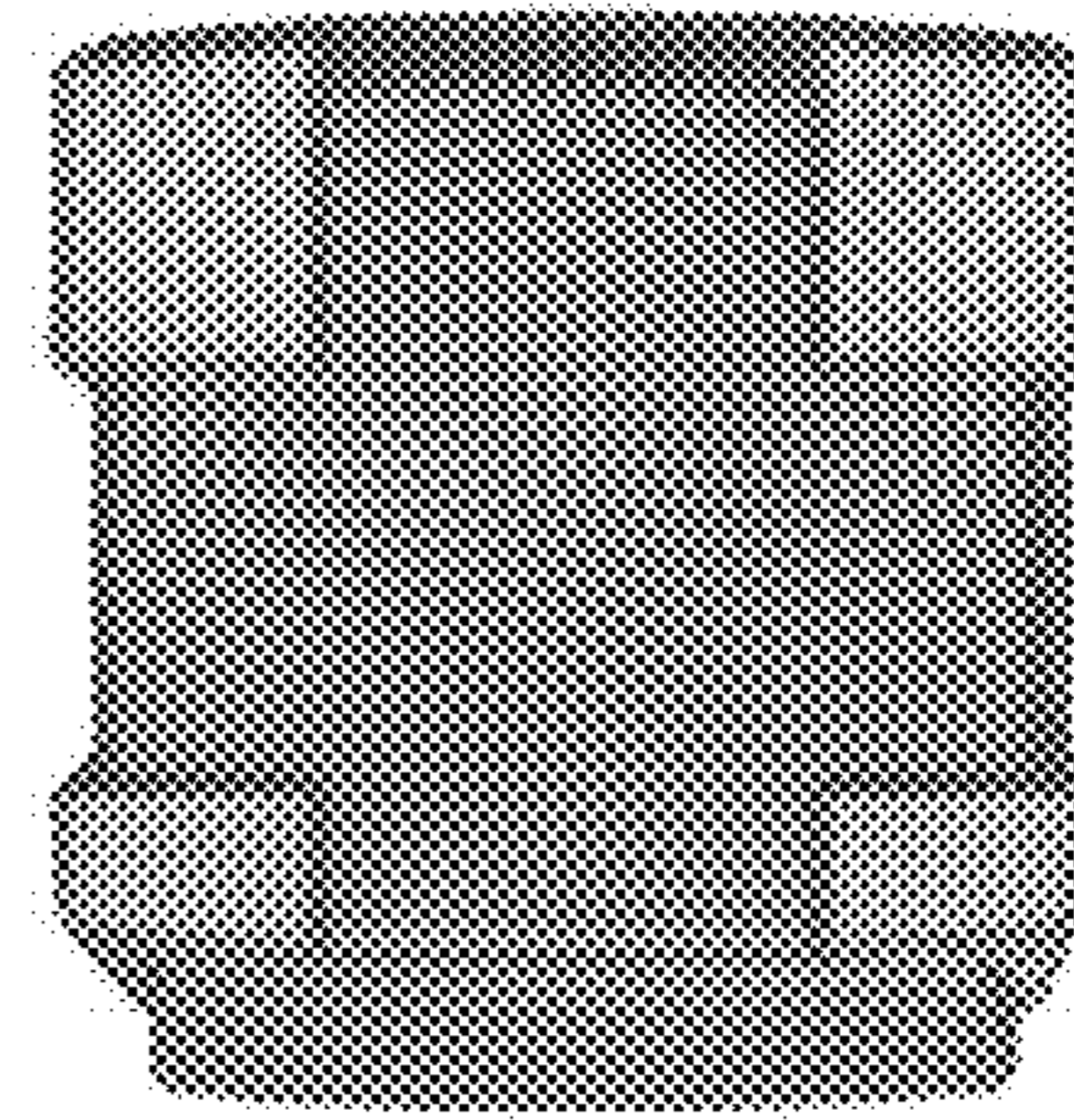


Fig. 6




Fig. 5




Fig. 4




Fig. 2




Fig. 3