



US00D653603S

(12) **United States Design Patent**
Stroud et al.

(10) **Patent No.:** **US D653,603 S**

(45) **Date of Patent:** **** Feb. 7, 2012**

(54) **ORGANIZER**

(76) Inventors: **Annette Marie Stroud**, Chattanooga, TN (US); **Johnny Lamar Brown**, Chattanooga, TN (US)

(**) Term: **14 Years**

(21) Appl. No.: **29/363,858**

(22) Filed: **Jun. 15, 2010**

(51) **LOC (9) Cl.** **12-16**

(52) **U.S. Cl.** **D12/419**

(58) **Field of Classification Search** D12/416,
D12/415, 417, 418, 419; 296/36; 22/36;
224/404, 275; D3/318

See application file for complete search history.

(56) **References Cited**

U.S. PATENT DOCUMENTS

D382,727 S *	8/1997	Kresge et al.	D7/552.2
D402,411 S *	12/1998	Radler	D28/61
D404,218 S *	1/1999	Sussman	D6/406.5
D423,290 S *	4/2000	Green	D7/553.5
D427,139 S *	6/2000	Noval	D12/419
D435,196 S *	12/2000	Gregor et al.	D7/552.1
D484,701 S *	1/2004	Fabregas	D3/315

D490,244 S *	5/2004	Pero	D3/315
D496,826 S *	10/2004	Harris et al.	D7/395
D534,816 S *	1/2007	Newton	D9/755
D573,410 S *	7/2008	Hou	D7/553.4
D591,560 S *	5/2009	Lackey et al.	D7/553.8
D634,541 S *	3/2011	Gutierrez	D3/313

* cited by examiner

Primary Examiner — Caron D Veynar

Assistant Examiner — Katrina A Betton

(74) *Attorney, Agent, or Firm* — Frank Marino

(57) **CLAIM**

The ornamental design for an organizer, as shown and described.

DESCRIPTION

FIG. 1 is a perspective view of an organizer according to our new design;

FIG. 2 is a front view of the organizer of FIG. 1;

FIG. 3 is a top view of the organizer of FIG. 1;

FIG. 4 is a right side view of the organizer of FIG. 1, the left side view being a mirror image thereof;

FIG. 5 is a rear view of the organizer of FIG. 1; and,

FIG. 6 is a bottom view of the organizer of FIG. 1.

Coloring forms no part of the claimed design.

1 Claim, 1 Drawing Sheet







Fig. 1

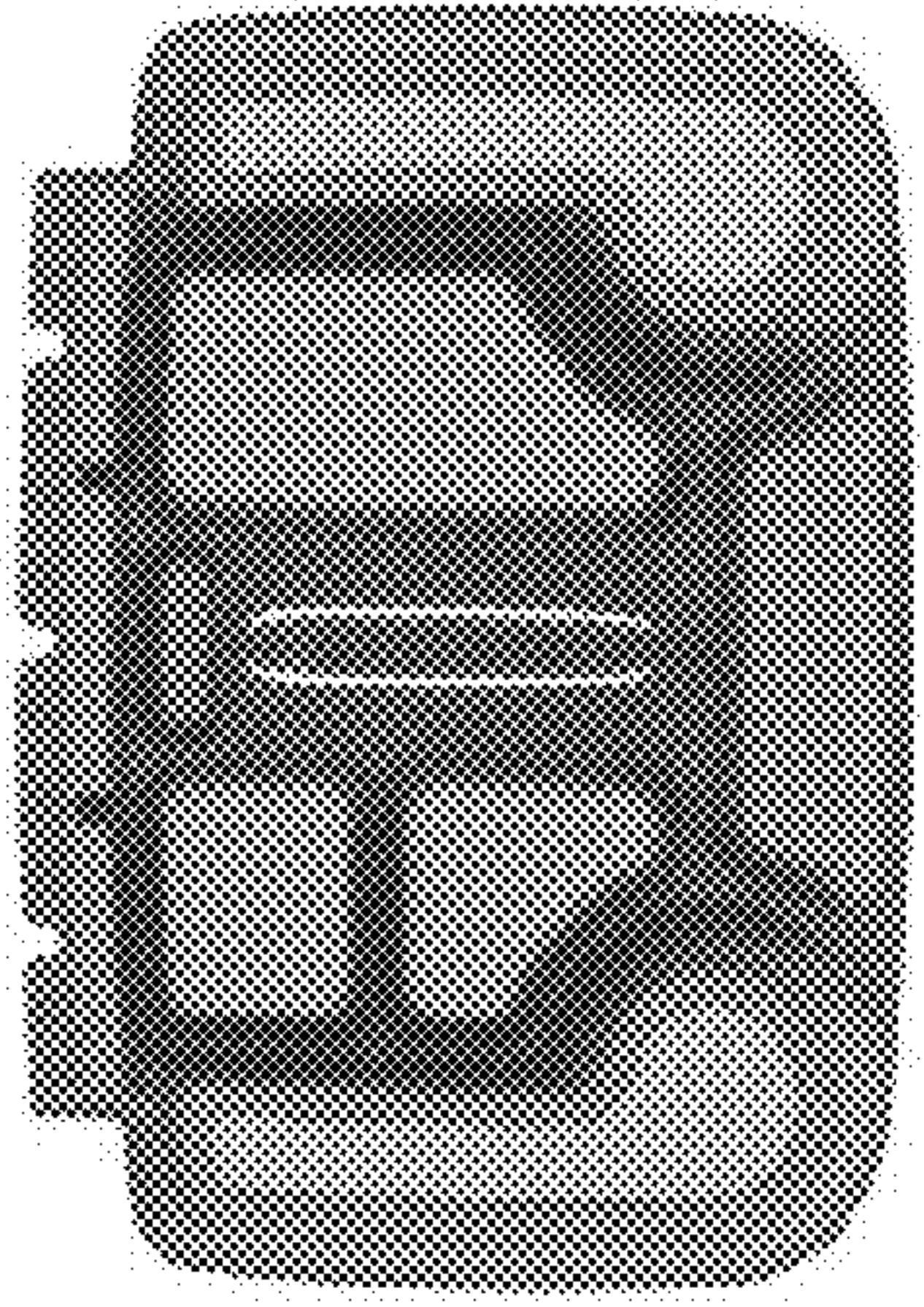


Fig. 6




Fig. 5




Fig. 4




Fig. 2




Fig. 3