



US00D653601S

(12) **United States Design Patent**
Stroud et al.

(10) **Patent No.:** **US D653,601 S**

(45) **Date of Patent:** **** Feb. 7, 2012**

(54) **BIN**

(76) Inventors: **Annette Marie Stroud**, Chattanooga, TN (US); **Johnny Lamar Brown**, Chattanooga, TN (US)

(**) Term: **14 Years**

(21) Appl. No.: **29/363,969**

(22) Filed: **Jun. 16, 2010**

(51) **LOC (9) Cl.** **12-16**

(52) **U.S. Cl.** **D12/416**

(58) **Field of Classification Search** D12/416,
D12/415, 417, 418, 419; 296/36; 22/36;
224/404, 275; D3/318

See application file for complete search history.

(56) **References Cited**

U.S. PATENT DOCUMENTS

D245,716 S * 9/1977 Russo D30/118
5,326,175 A * 7/1994 Carter 383/22
D406,096 S * 2/1999 Lucas, Jr. D12/416
D530,516 S * 10/2006 Snell D3/304

D531,225 S * 10/2006 Kent et al. D19/77
D557,047 S * 12/2007 Dretzka D6/510
D590,596 S * 4/2009 Dretzka D3/304
D634,698 S * 3/2011 Saint-Jalmes et al. D12/423

* cited by examiner

Primary Examiner — Caron D Veynar

Assistant Examiner — Katrina A Betton

(74) *Attorney, Agent, or Firm* — Frank Marino

(57) **CLAIM**

The ornamental design for a bin, as shown and described.

DESCRIPTION

FIG. 1 is a perspective view of a bin according to our new design;

FIG. 2 is a front view of the bin of FIG. 1;

FIG. 3 is a top view of the bin of FIG. 1;


FIG. 4 is a right side view of the bin of FIG. 1, the left side view being a mirror image thereof;

FIG. 5 is a rear view of the bin of FIG. 1; and,

FIG. 6 is a bottom view of the bin of FIG. 1.

Coloring forms no part of the claimed design

1 Claim, 1 Drawing Sheet






Fig. 1




Fig. 6




Fig. 5

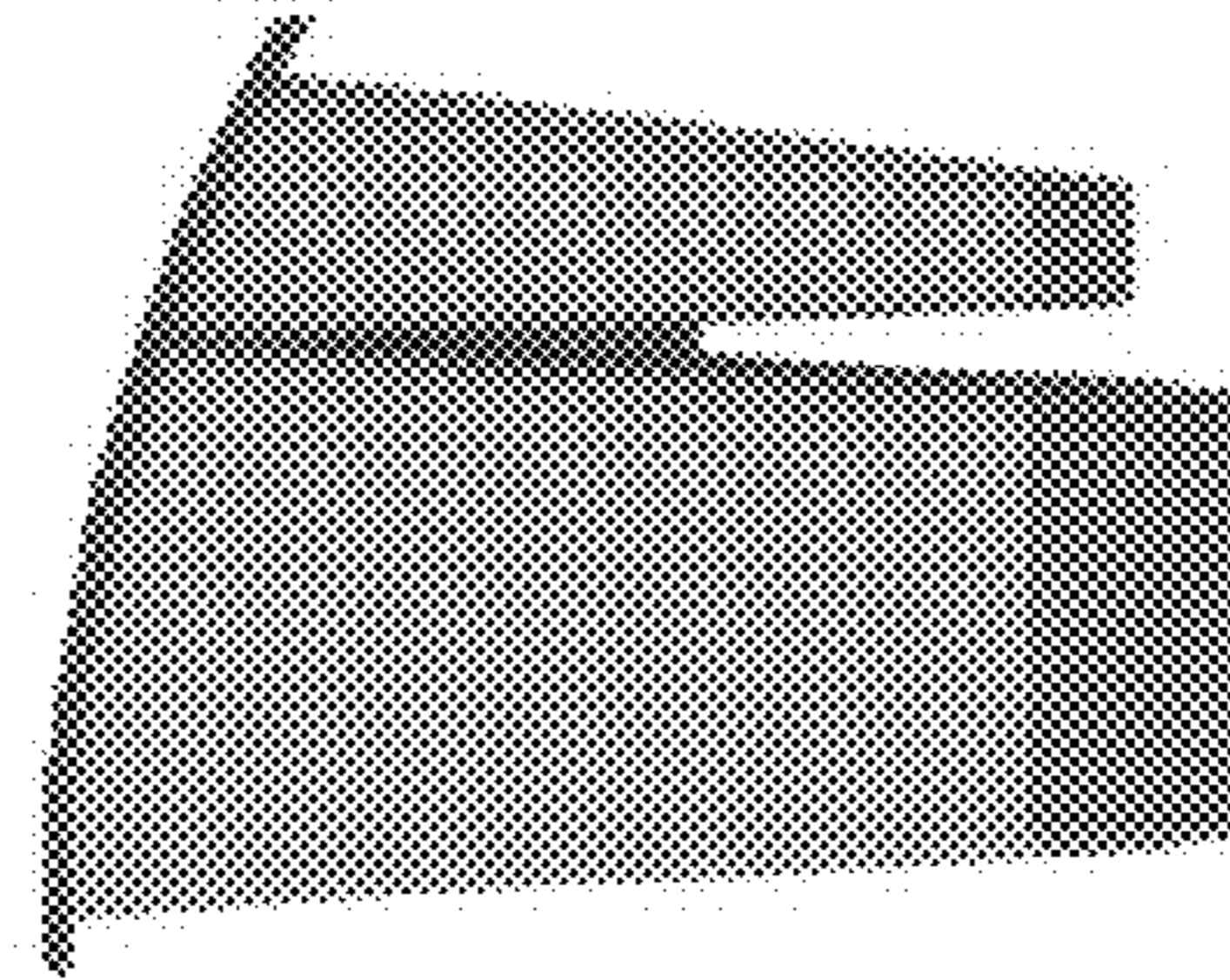


Fig. 4




Fig. 2




Fig. 3