



US00D653600S

(12) **United States Design Patent**
Hu

(10) **Patent No.:** **US D653,600 S**
(45) **Date of Patent:** **** Feb. 7, 2012**

(54) **VEHICLE DECORATION**

(76) Inventor: **Ming-Liang Hu**, Tainan (TW)

(**) Term: **14 Years**

(21) Appl. No.: **29/399,798**

(22) Filed: **Aug. 18, 2011**

(51) **LOC (9) Cl.** **12-16**

(52) **U.S. Cl.** **D12/400**

(58) **Field of Classification Search** D12/400,
D12/82-83, 197, 190, 406, 411; D25/52;
40/218

See application file for complete search history.

(56) **References Cited**

U.S. PATENT DOCUMENTS

2,251,706	A *	8/1941	Loewy	62/331
D244,570	S *	6/1977	Taylor	D6/397
5,085,900	A *	2/1992	Hamlett	428/18
D343,318	S *	1/1994	Curitti	D6/503
D488,971	S *	4/2004	Kelleghan	D8/38
D541,550	S *	5/2007	Barthelmess	D6/397
D542,420	S *	5/2007	Ravenscroft	D25/58

D563,039	S *	2/2008	Welch	D27/151
D626,883	S *	11/2010	Rosario et al.	D11/118
2002/0184833	A1 *	12/2002	Jones	52/40
2007/0041179	A1 *	2/2007	Barthelmess	362/123

* cited by examiner

Primary Examiner — Caron D Veynar

Assistant Examiner — Katrina A Betton

(74) *Attorney, Agent, or Firm* — Holland & Hart, LLP

(57) **CLAIM**

The ornamental design for vehicle decoration, as shown and described.

DESCRIPTION

FIG. 1 is a perspective view of vehicle decoration showing my new design;

FIG. 2 is a front elevational view thereof;

FIG. 3 is a rear elevational view thereof;


FIG. 4 is a left side elevational view thereof;

FIG. 5 is a right side elevational view thereof;

FIG. 6 is a top plan view thereof; and,

FIG. 7 is a bottom plan view thereof.

1 Claim, 4 Drawing Sheets






FIG. 1




FIG. 2




FIG. 3



FIG. 4



FIG. 5




FIG. 6




FIG. 7