



US00D653582S

(12) **United States Design Patent**  
**Smith**

(10) **Patent No.:** **US D653,582 S**

(45) **Date of Patent:** **\*\* Feb. 7, 2012**

(54) **MEDALLION**

(76) **Inventor:** **McKinley Smith, Tyler, TX (US)**

(\*\*) **Term:** **14 Years**

(21) **Appl. No.:** **29/398,003**

(22) **Filed:** **Jul. 25, 2011**

(51) **LOC (9) Cl.** ..... **11-01**

(52) **U.S. Cl.** ..... **D11/79; D11/96**

(58) **Field of Classification Search** ..... D11/1,  
D11/2, 40, 54, 56, 57, 59, 63, 65, 79-86,  
D11/95, 96, 100, 101; 63/18; 99/25-27  
See application file for complete search history.

(56) **References Cited**

**U.S. PATENT DOCUMENTS**

1,032,257	A	7/1912	Walrow	
D76,385	S *	9/1928	Fisher	D20/33
D140,644	S *	3/1945	Powell	D11/136
D163,345	S *	5/1951	Wiggins	D11/96
2,876,559	A	3/1959	Sloan	
D245,680	S *	9/1977	Klitzner	D11/83
D319,415	S *	8/1991	Johnston	D11/101
5,291,755	A	3/1994	Grant	
D403,610	S *	1/1999	Affinito	D11/54

D442,879	S *	5/2001	Mettier, Jr.	D11/83
D449,791	S *	10/2001	Clark	D11/101
D457,460	S *	5/2002	Bahnke	D11/82
D528,466	S *	9/2006	Huff	D11/165
D556,625	S *	12/2007	Martorano et al.	D11/101
2005/0081560	A1	4/2005	McCarrick	

\* cited by examiner

*Primary Examiner* — Cathron Brooks

*Assistant Examiner* — Melanie Pellegrini

(57) **CLAIM**

The ornamental design for a medallion, as shown and described.

**DESCRIPTION**

FIG. 1 is a front elevation view of a medallion showing my new design;

FIG. 2 is a right elevation view thereof, the opposite side being a mirror image of the shown;

FIG. 3 is a top plan view thereof;

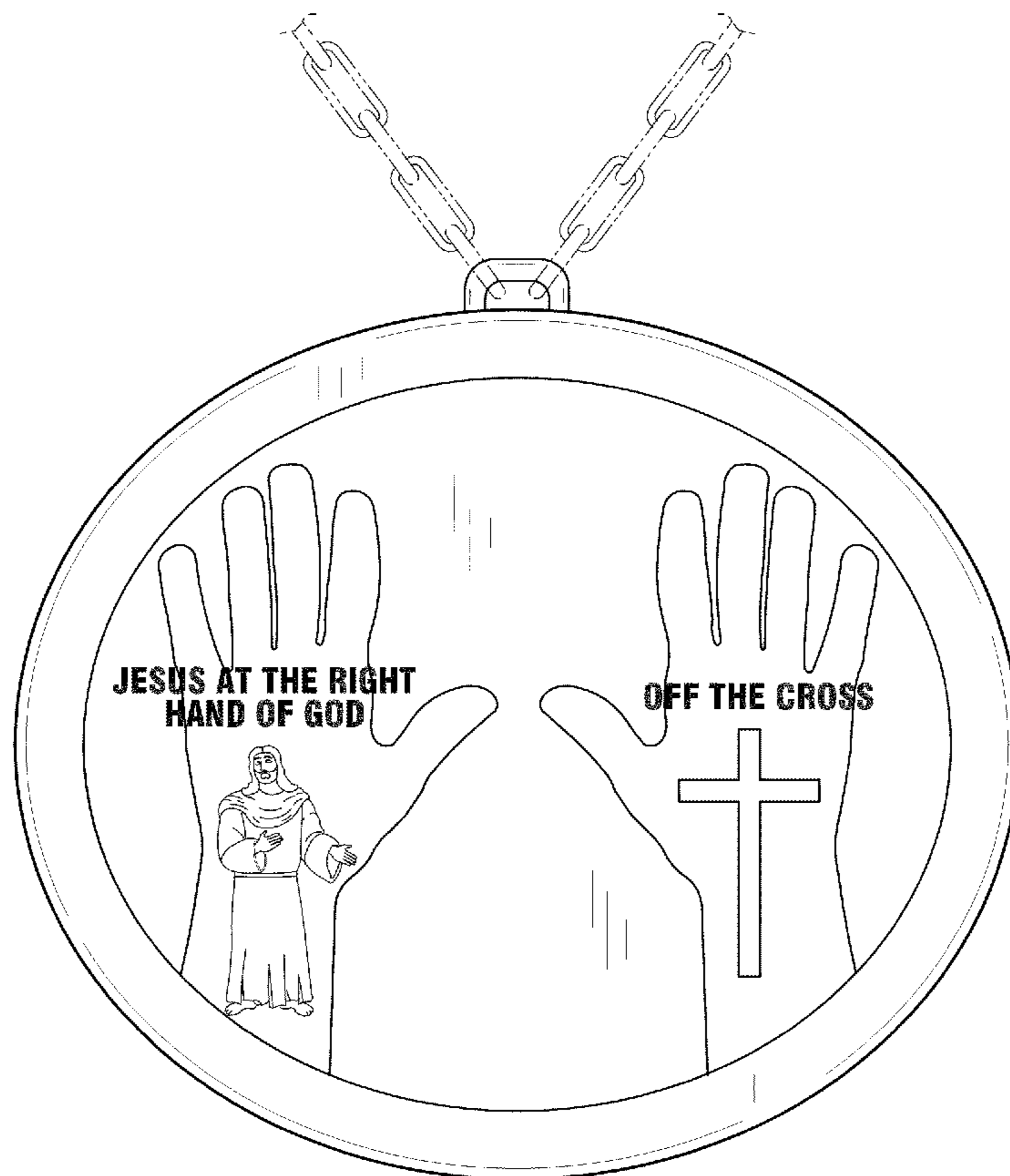
FIG. 4 is a bottom plan view thereof;

FIG. 5 is a rear elevation view thereof; and,

FIG. 6 is an isometric view thereof.

The broken lines shown in FIG. 1 show environment and form no part of the claimed design.

**1 Claim, 4 Drawing Sheets**



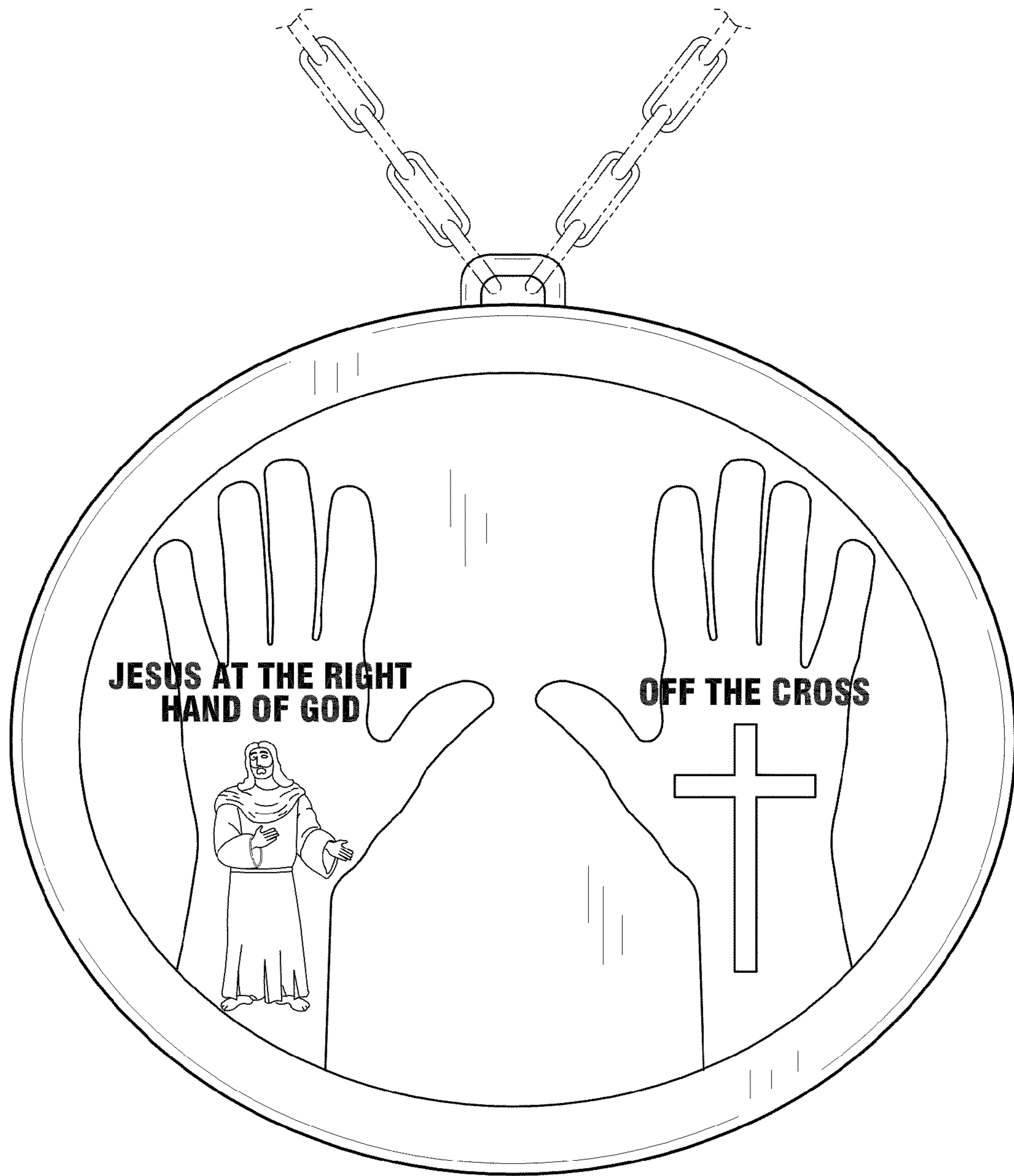


FIG. 1

FIG. 2

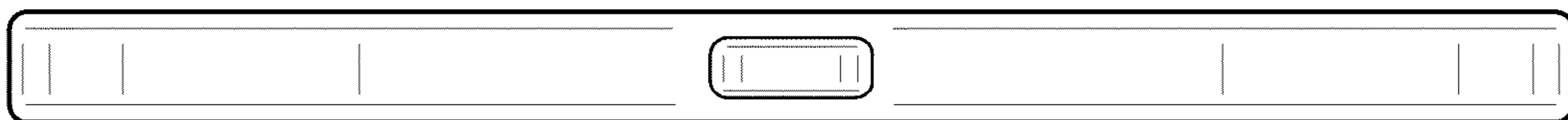



FIG. 3

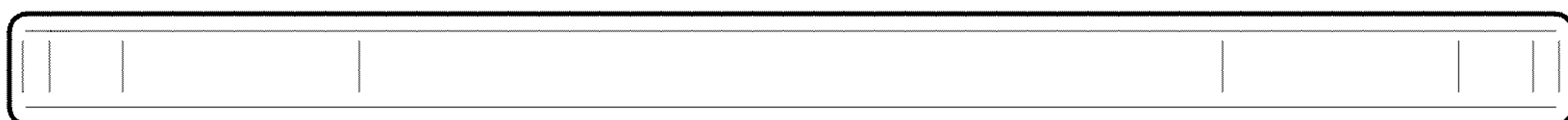


FIG. 4

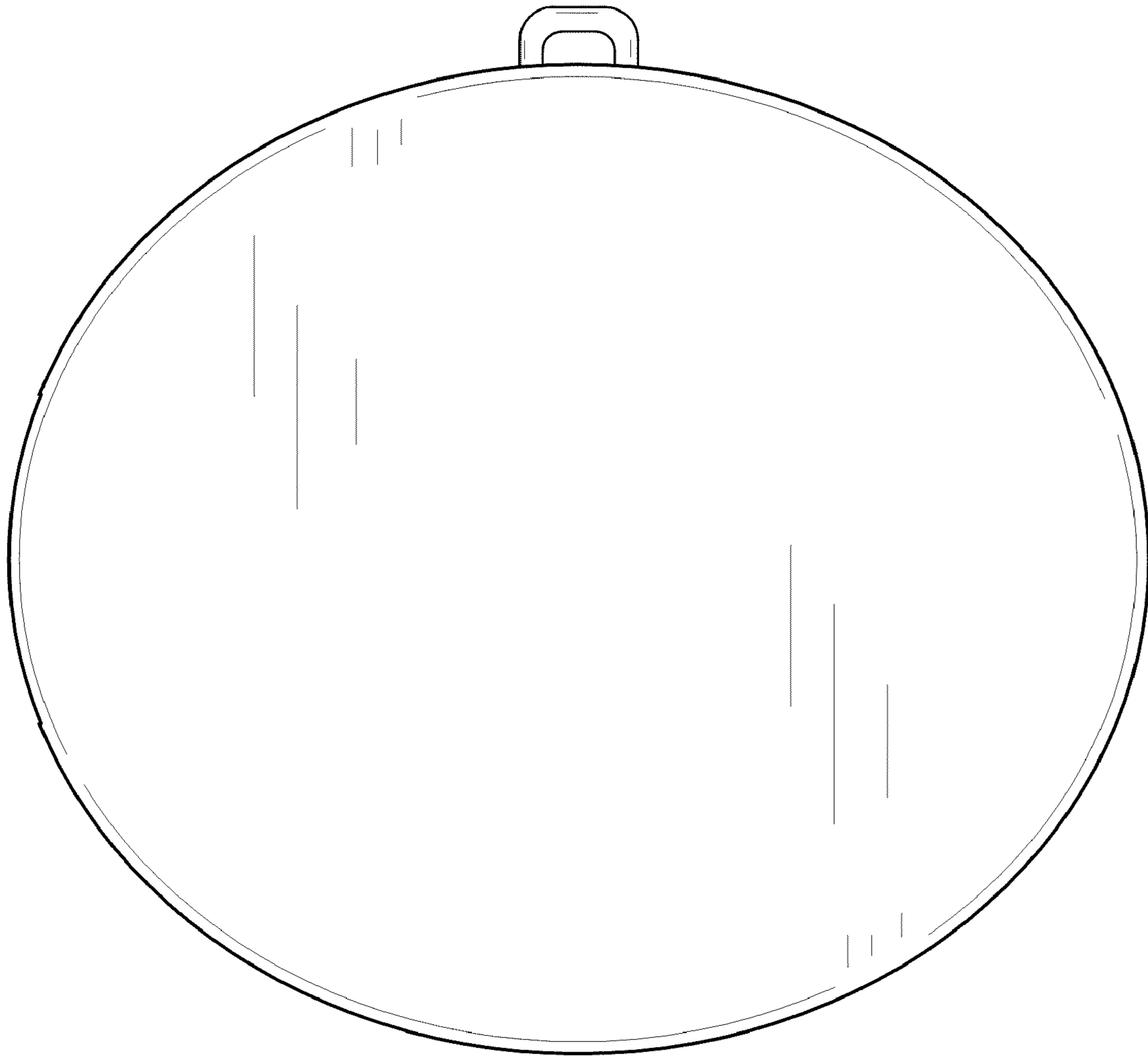


FIG. 5



FIG. 6