



US00D653556S

(12) **United States Design Patent**
Arcos Bellvehi

(10) **Patent No.:** **US D653,556 S**
(45) **Date of Patent:** **** Feb. 7, 2012**

(54) **LIGHTER FLUID BOTTLE**

(75) Inventor: **Teresa Arcos Bellvehi**, Barcelona (ES)

(73) Assignee: **Flamagas S.A.**, Barcelona (ES)

(**) Term: **14 Years**

(21) Appl. No.: **29/363,741**

(22) Filed: **Jun. 14, 2010**

(30) **Foreign Application Priority Data**

Feb. 17, 2010 (ES) D0510054

(51) **LOC (9) Cl.** **09-01**

(52) **U.S. Cl.** **D9/575; D9/450**

(58) **Field of Classification Search** D9/516,
D9/529, 549, 558, 572-575, 442, 447, 449-450,
D9/452-454, 730; D23/211.1; 215/379,
215/381, 382; 220/660, 662, 669, 675
See application file for complete search history.

(56) **References Cited**

U.S. PATENT DOCUMENTS

3,023,939	A *	3/1962	Gustafson	222/536
D192,890	S *	5/1962	Smith et al.	D9/450
D193,955	S *	10/1962	Alexander	D9/724
D194,715	S *	2/1963	Michel	D9/724
D204,172	S *	3/1966	Russel	D9/450
D204,326	S *	4/1966	Wilson et al.	D9/450
3,318,494	A *	5/1967	Porter et al.	222/534
D214,722	S *	7/1969	Hazard	D9/450
D219,125	S *	11/1970	Gortz	D9/691
D228,284	S *	9/1973	Gryncewicz	D9/450

D229,607	S *	12/1973	Casey et al.	D9/571
D358,331	S *	5/1995	Hoyt et al.	D9/525
5,542,585	A *	8/1996	Peters et al.	222/531
D379,593	S *	6/1997	Gaeta et al.	D9/548
D396,191	S *	7/1998	Kuzma et al.	D9/574
D406,062	S *	2/1999	Brewer	D9/520
D504,070	S *	4/2005	Mohary et al.	D9/571
D540,683	S *	4/2007	Dow	D9/520

* cited by examiner

Primary Examiner — Ian Simmons

Assistant Examiner — Dana L Sipos

(74) *Attorney, Agent, or Firm* — Alston & Bird LLP

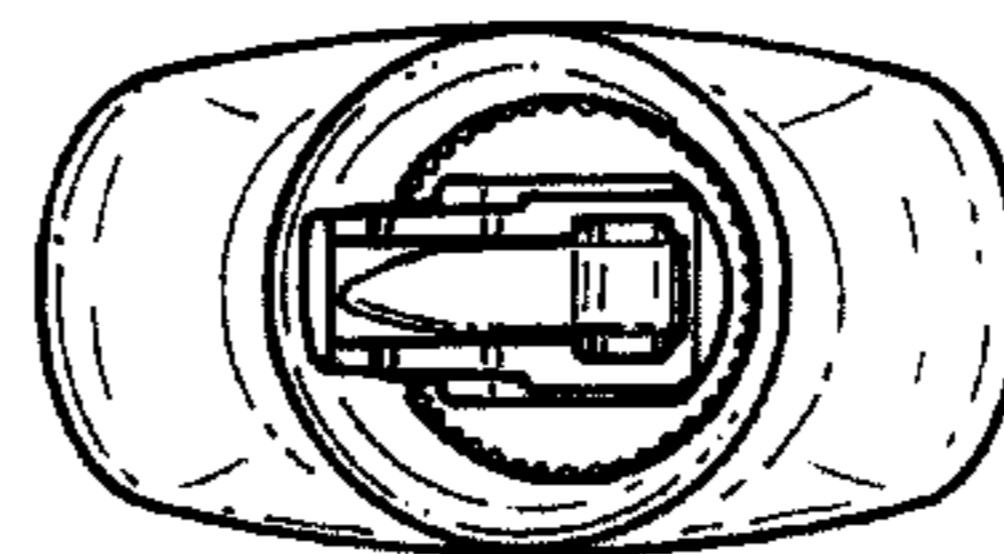
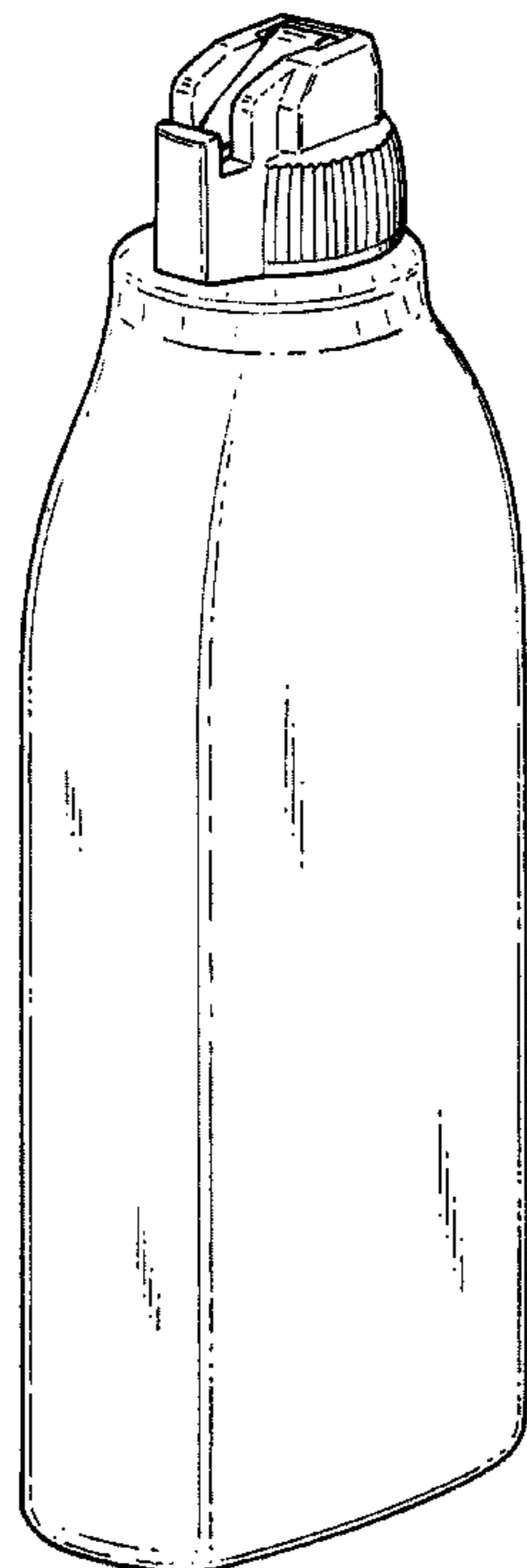
(57) **CLAIM**

I claim the ornamental design for a lighter fluid bottle, as shown and described.

DESCRIPTION

FIG. 1 is a top, front, left side perspective view of a lighter fluid bottle showing my new design;
FIG. 2 is a left side elevation view thereof;
FIG. 3 is a front elevation view of thereof;
FIG. 4 is a right side elevation view thereof;
FIG. 5 is a rear elevation view thereof;
FIG. 6 is a top plan view thereof; and,
FIG. 7 is a bottom plan view thereof.
The broken lines in FIG. 7 are for illustrative purposes only. The outer dash-dot-dot broken line represents bounds of the claimed design. The broken lines form no part of the claimed design.

1 Claim, 7 Drawing Sheets



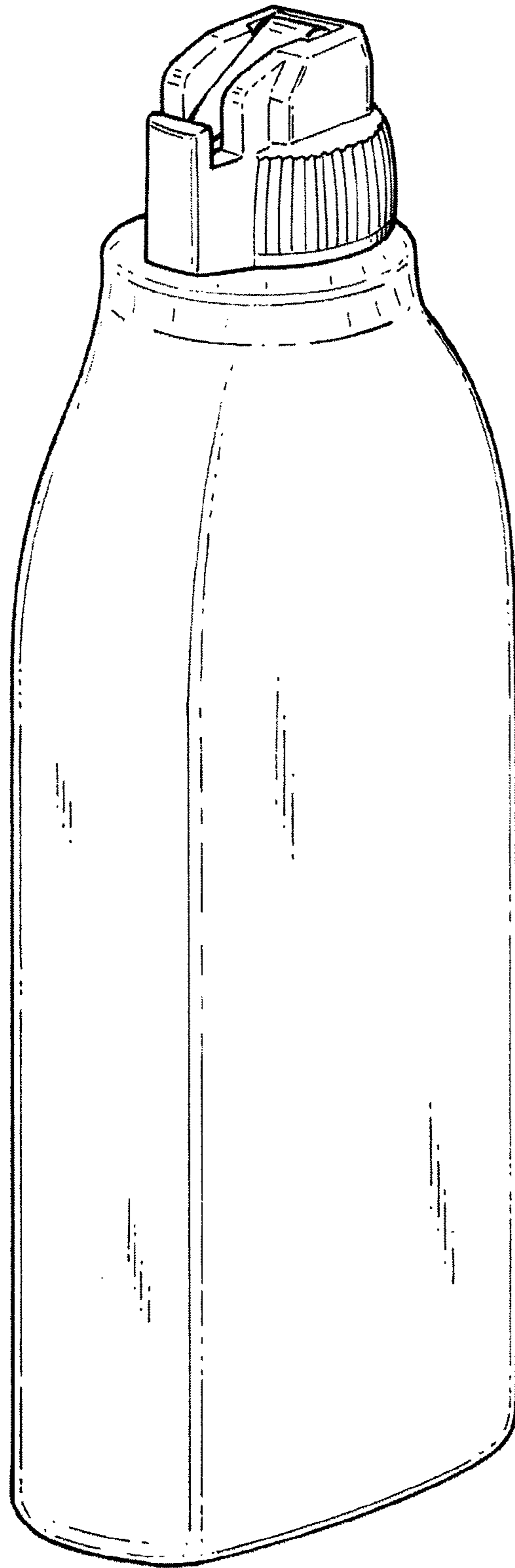


FIG. 1

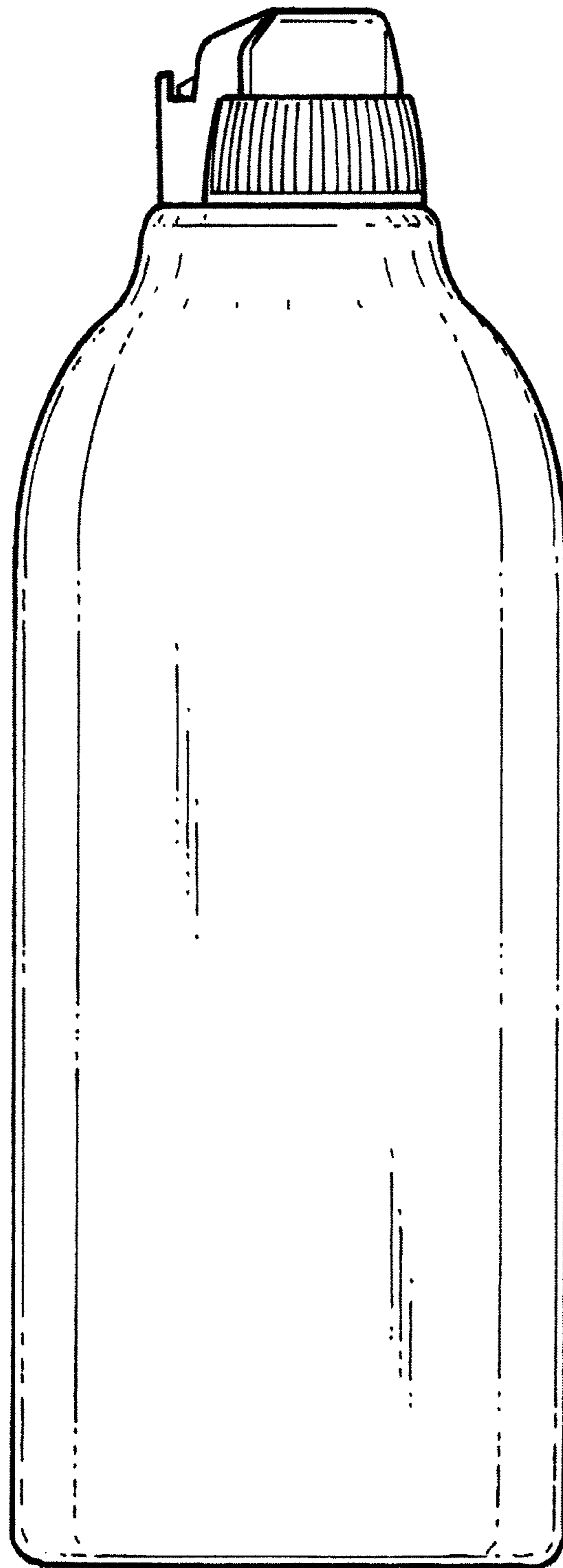


FIG. 2




FIG. 3

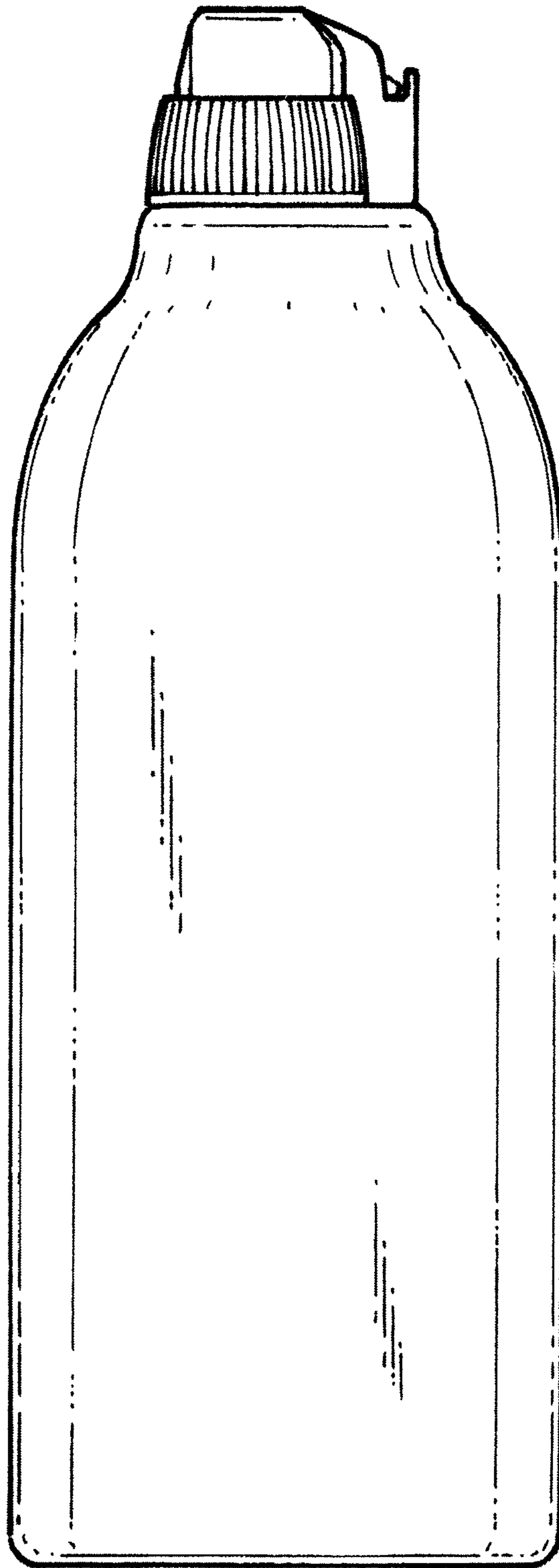


FIG. 4

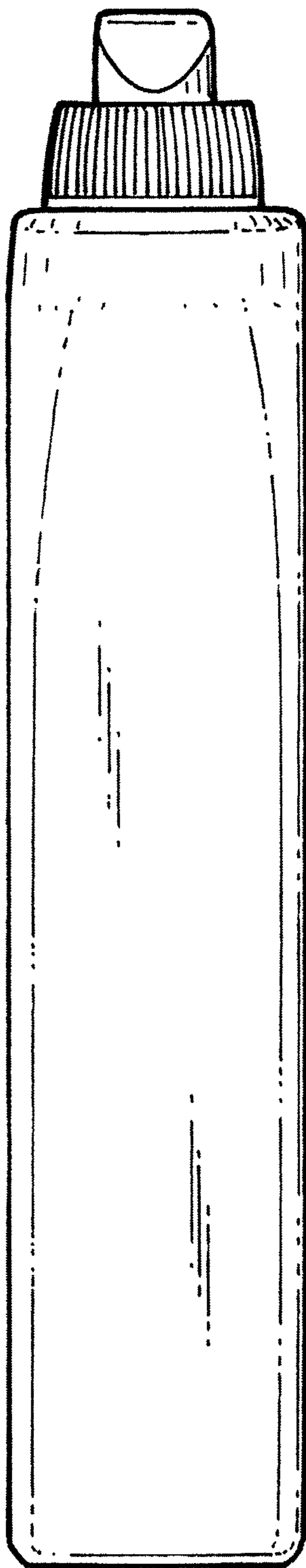


FIG. 5

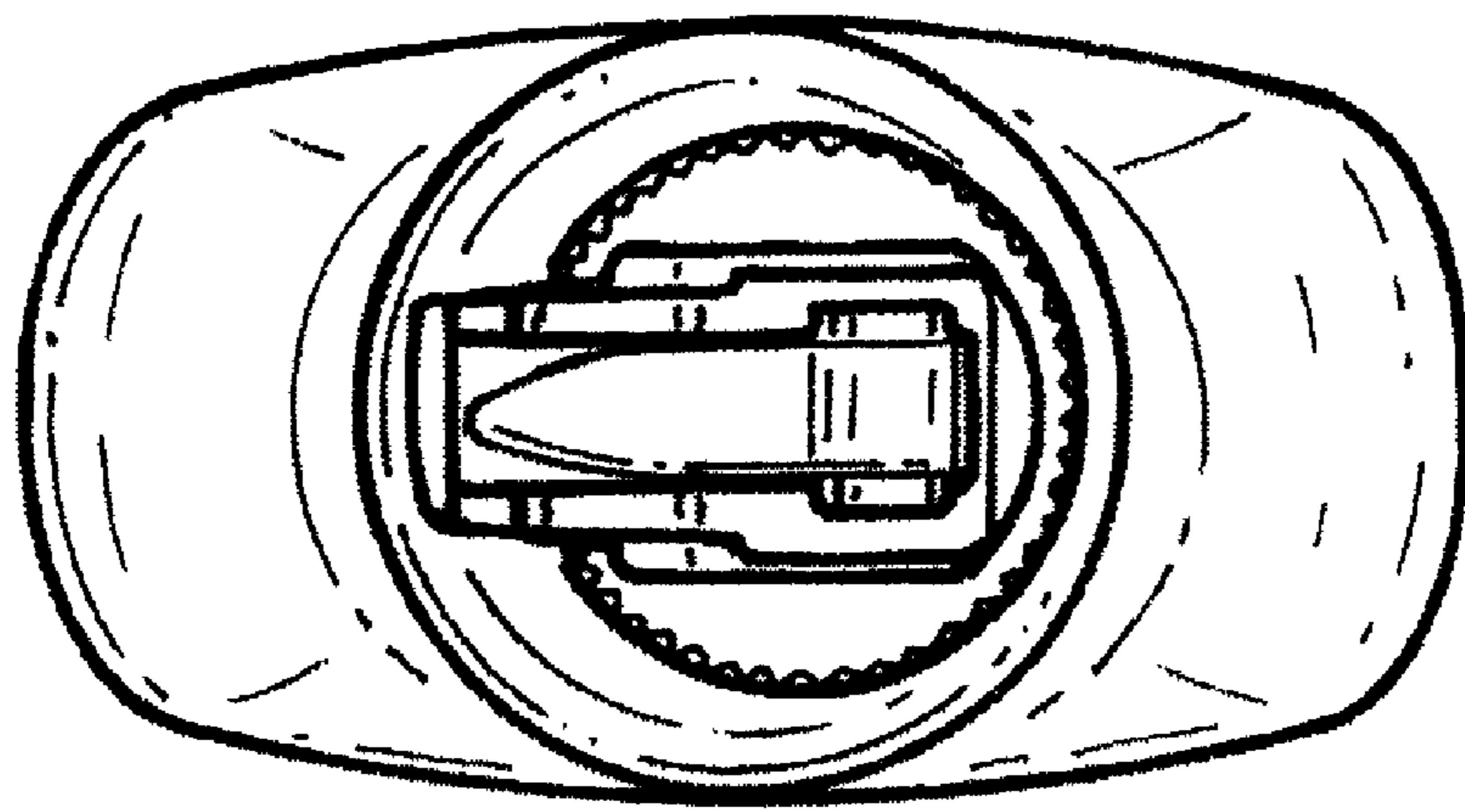


FIG. 6




FIG. 7