

US00D653552S

(12) **United States Design Patent**
Chupak

(10) **Patent No.:** **US D653,552 S**

(45) **Date of Patent:** **** Feb. 7, 2012**

(54) **BOTTLE WITH EIGHT PANEL OVAL SHOULDER**

(76) Inventor: **Thomas Chupak**, West Middlesex, PA (US)

(**) Term: **14 Years**

(21) Appl. No.: **29/379,218**

(22) Filed: **Nov. 16, 2010**

(51) **LOC (9) Cl.** **09-01**

(52) **U.S. Cl.** **D9/556; D9/559; D9/571; D9/773**

(58) **Field of Classification Search** D9/682, D9/685-694, 772-774, 516, 522, 530, 537-546, D9/549, 552, 556-560; 215/382-384; 220/660, 220/669-670, 674-675; D24/197-199

See application file for complete search history.

(56) **References Cited**

U.S. PATENT DOCUMENTS

D22,441 S *	5/1893	Winn	D9/545
D46,320 S *	8/1914	Sanford	D7/530
D190,768 S *	6/1961	Teran	D9/553
D217,585 S *	5/1970	Lambelet	D9/500
D222,850 S *	1/1972	Zeop	D9/556 X
D228,625 S *	10/1973	Pearce	D9/500
D230,689 S *	3/1974	Schweizer	D7/598
D258,570 S *	3/1981	Pettengill	D9/545
D264,685 S *	6/1982	Ducros	D9/556
D328,423 S *	8/1992	DeGaetano	D9/571 X
D419,889 S *	2/2000	Kuzma et al.	D9/558
D428,307 S *	7/2000	Yeandel	D7/531

D462,274 S *	9/2002	Potts et al.	D9/558
D492,599 S *	7/2004	Enoki et al.	D9/500
D524,164 S *	7/2006	Goda	D9/556
D546,685 S *	7/2007	Blake	D9/500
D560,414 S *	1/2008	Kaptein et al.	D7/598 X
D581,803 S *	12/2008	Lepoitevin	D9/571 X

* cited by examiner

Primary Examiner — Carol P Rademaker

(74) *Attorney, Agent, or Firm* — Thorp, Reed & Armstrong, LLP

(57) **CLAIM**

The ornamental design for a bottle with eight panel oval shoulder, as shown and described.

DESCRIPTION

FIG. 1 is a top, front perspective view of a bottle with eight panel oval shoulder, showing my design;

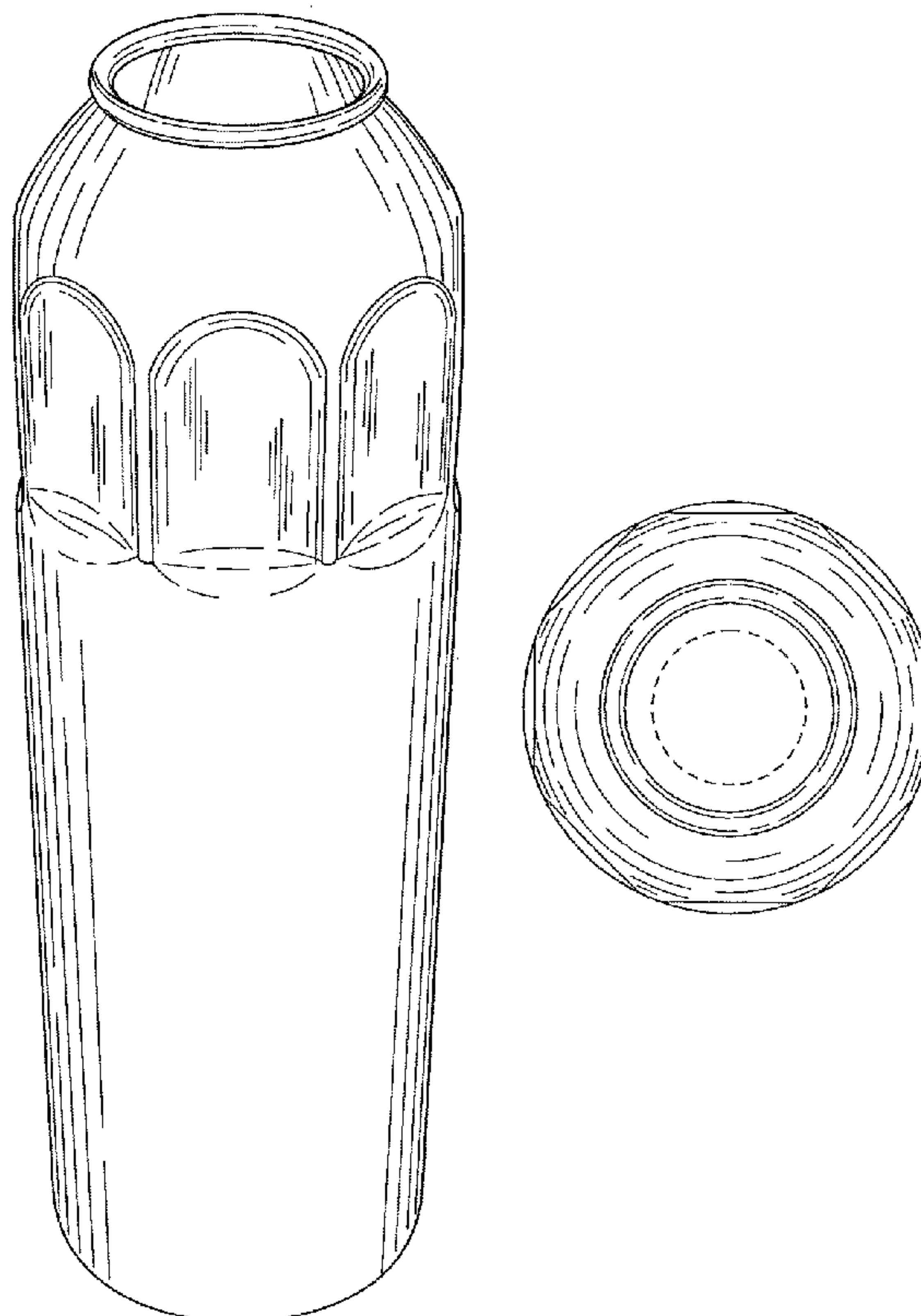
FIG. 2 is a front elevational view thereof, the rear, left side, and right side elevational views being identical;

FIG. 3 is a top plan view thereof; and,

FIG. 4 is a bottom plan view thereof.

The broken lines shown in the drawings on a portion of the bottom surface are included for the purpose of illustrating environmental structure that forms no part of the claimed design.

1 Claim, 2 Drawing Sheets






Fig. 1




Fig. 2

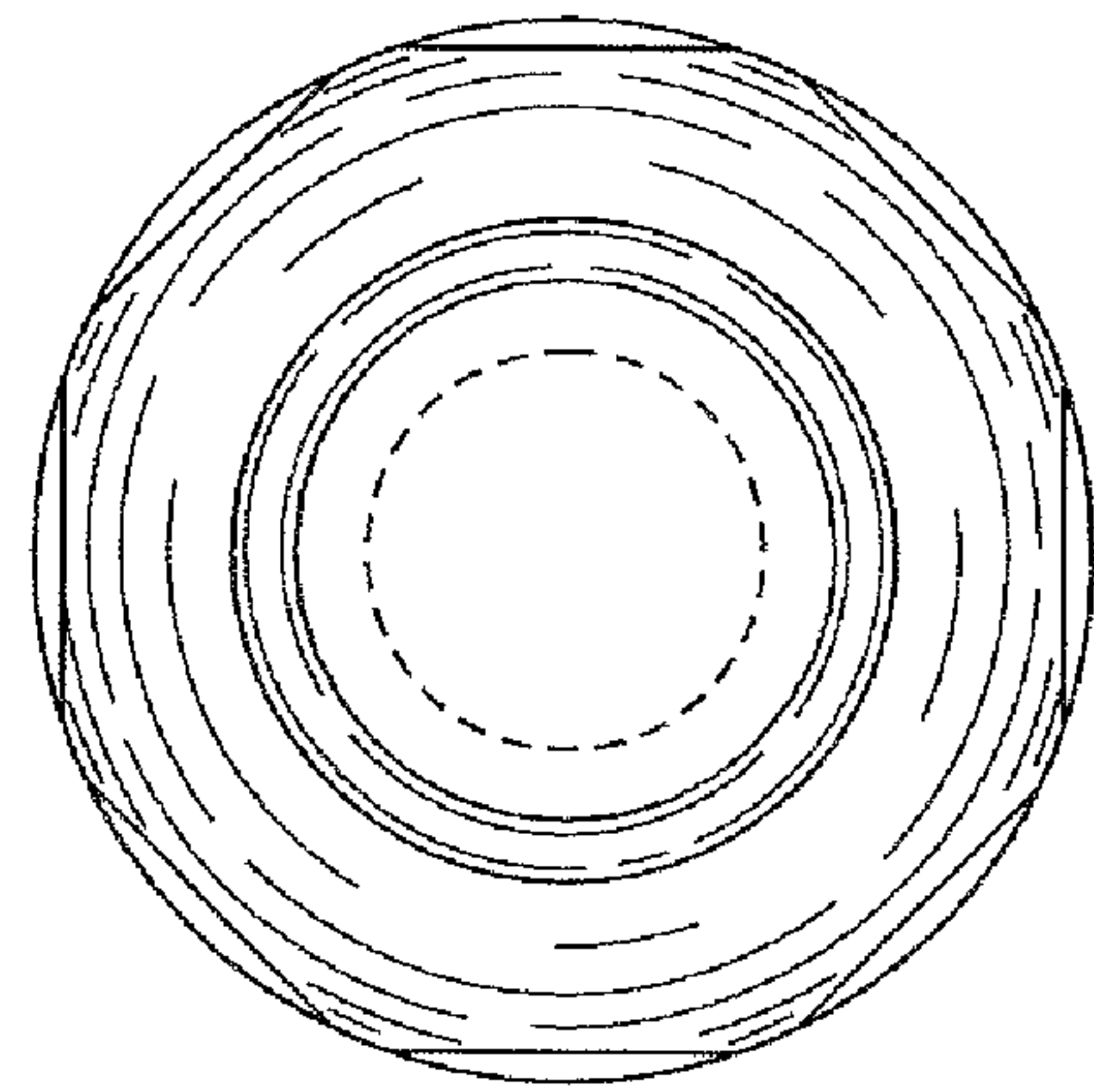


Fig. 3

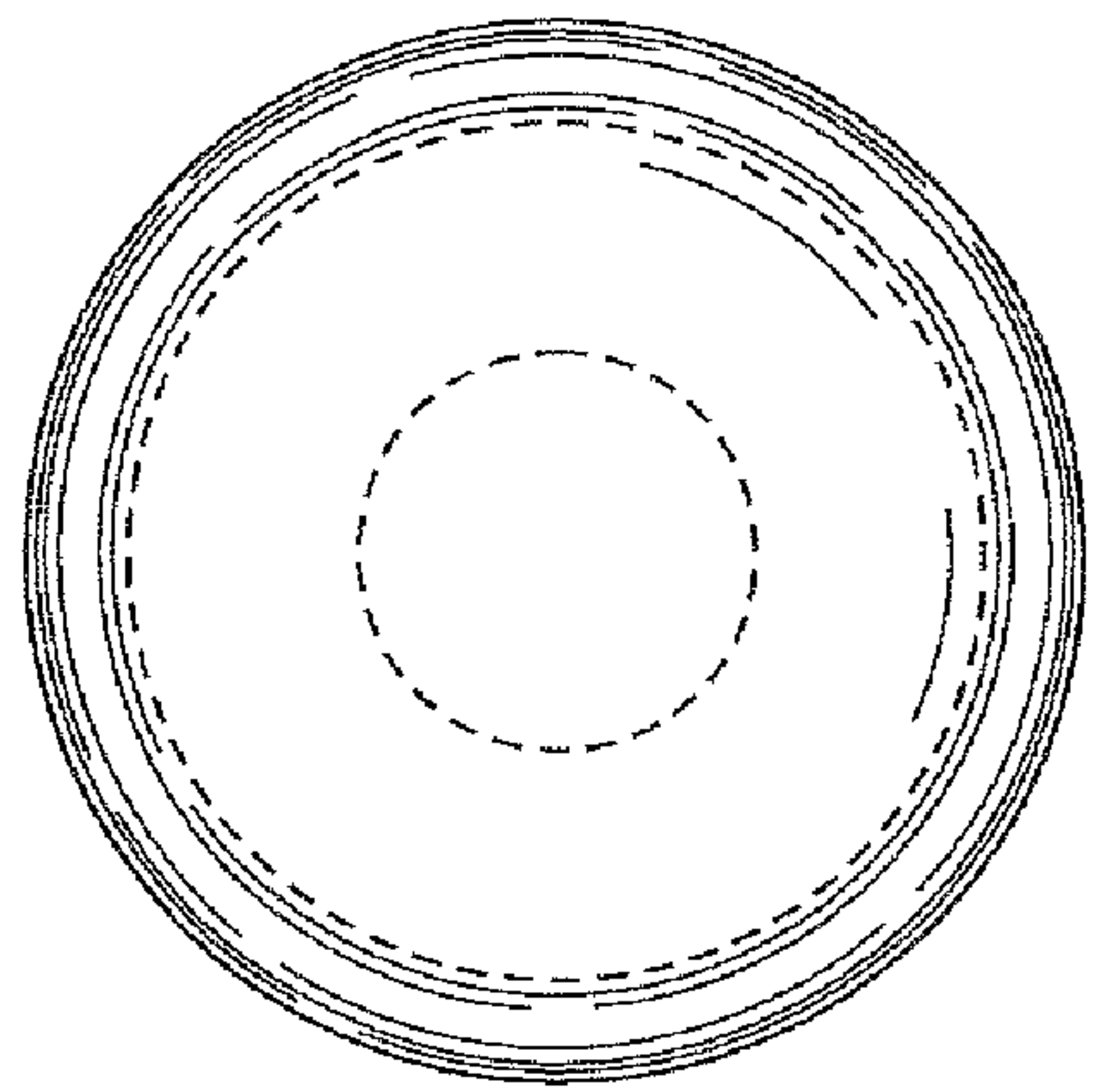


Fig. 4