



US00D653536S

(12) **United States Design Patent**
Gartz

(10) **Patent No.:** **US D653,536 S**
(45) **Date of Patent:** **** Feb. 7, 2012**

- (54) **TRAY**
- (75) Inventor: **Mark R. Gartz**, Mt. Prospect, IL (US)
- (73) Assignee: **Pactiv Corporation**, Lake Forest, IL (US)
- (**) Term: **14 Years**
- (21) Appl. No.: **29/379,515**
- (22) Filed: **Nov. 19, 2010**
- (51) **LOC (9) Cl.** **09-03**
- (52) **U.S. Cl.** **D9/432**; D9/425
- (58) **Field of Classification Search** D9/414, D9/418, 424, 425, 428, 429, 432; D7/619, D7/629; 229/400-406, 932, 906.1; 220/656-659, 220/669-675, 912, 4.21, 4.27; 206/553, 206/557, 541, 775, 776
See application file for complete search history.

D444,035 S *	6/2001	Austen-Meek	D7/602
D468,203 S *	1/2003	Gittins et al.	D9/430
D469,665 S *	2/2003	Pettaweebuncha	D7/629
D540,192 S *	4/2007	Darin	D9/761
D543,075 S *	5/2007	Ablo	D7/566
D564,229 S *	3/2008	Splain et al.	D3/309
D607,279 S *	1/2010	Hollis et al.	D7/545
D612,214 S *	3/2010	Murray	D7/628
2010/0276418 A1 *	11/2010	Gartz et al.	220/4.23

* cited by examiner

Primary Examiner — Thomas Johannes
(74) *Attorney, Agent, or Firm* — Baker Botts LLP

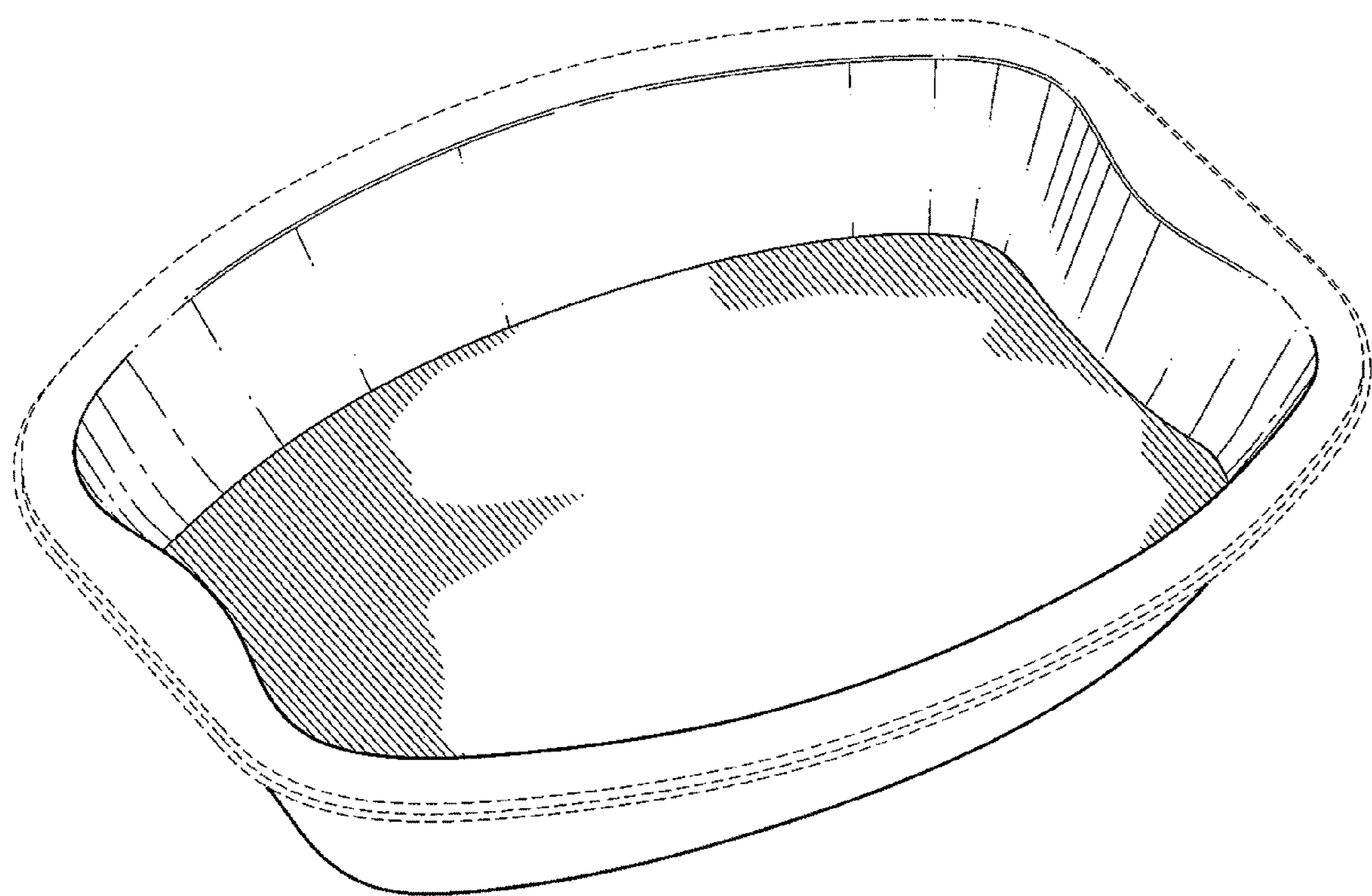
(57) **CLAIM**
The ornamental design for a tray, as shown and described.

DESCRIPTION

FIG. 1 is a perspective view a tray showing our new design; FIG. 2 is a front elevation view thereof; FIG. 3 is a side elevation view thereof; FIG. 4 is a top plan view thereof; and, FIG. 5 is a bottom plan view thereof. The broken lines shown throughout these figures illustrate environmental subject matter only and form no part of the claimed design.

1 Claim, 4 Drawing Sheets

- (56) **References Cited**
- U.S. PATENT DOCUMENTS
- 3,220,631 A * 11/1965 Reifers 229/406
- 3,384,263 A * 5/1968 Bernstein 206/519



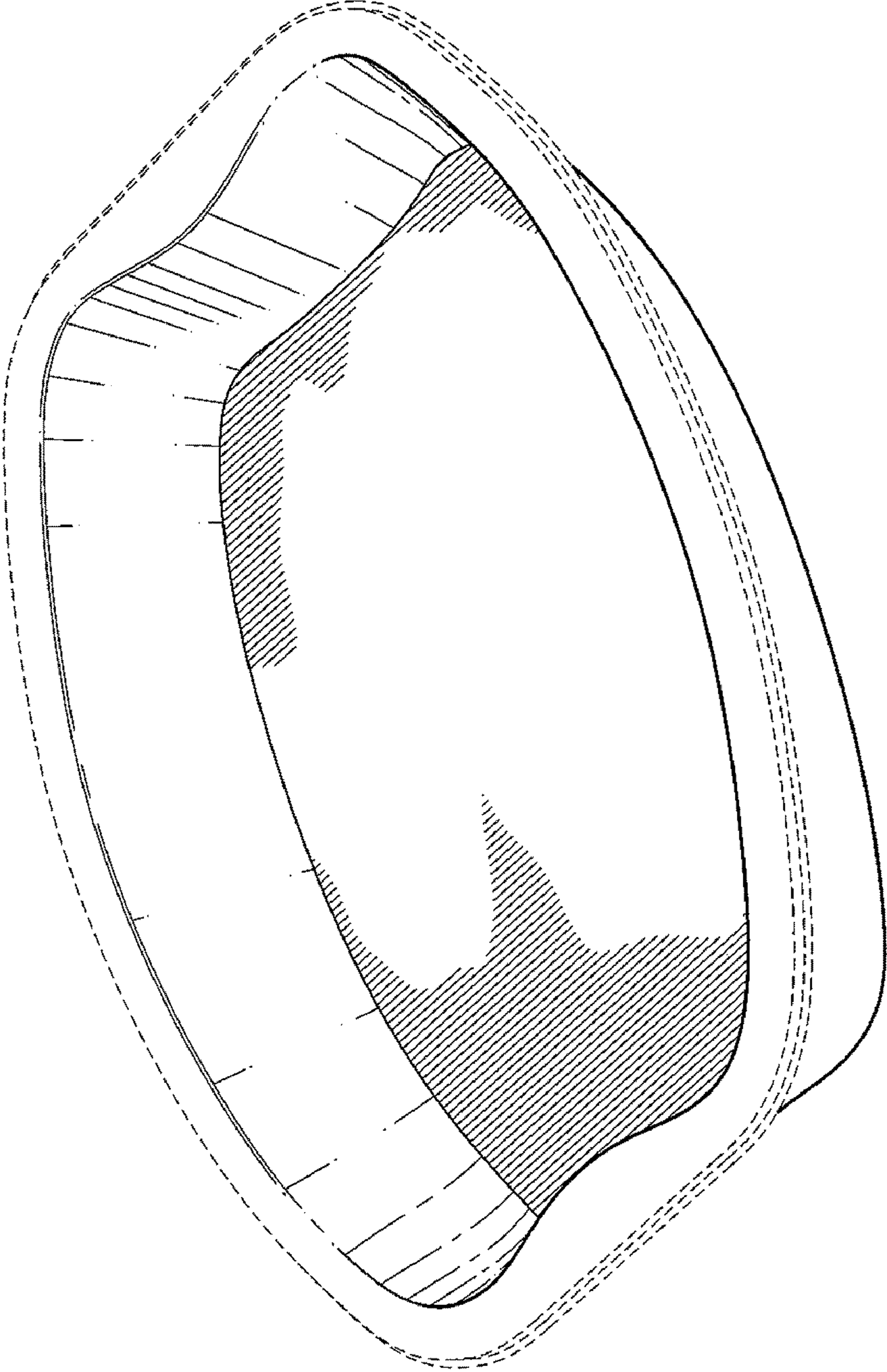


FIG. 1

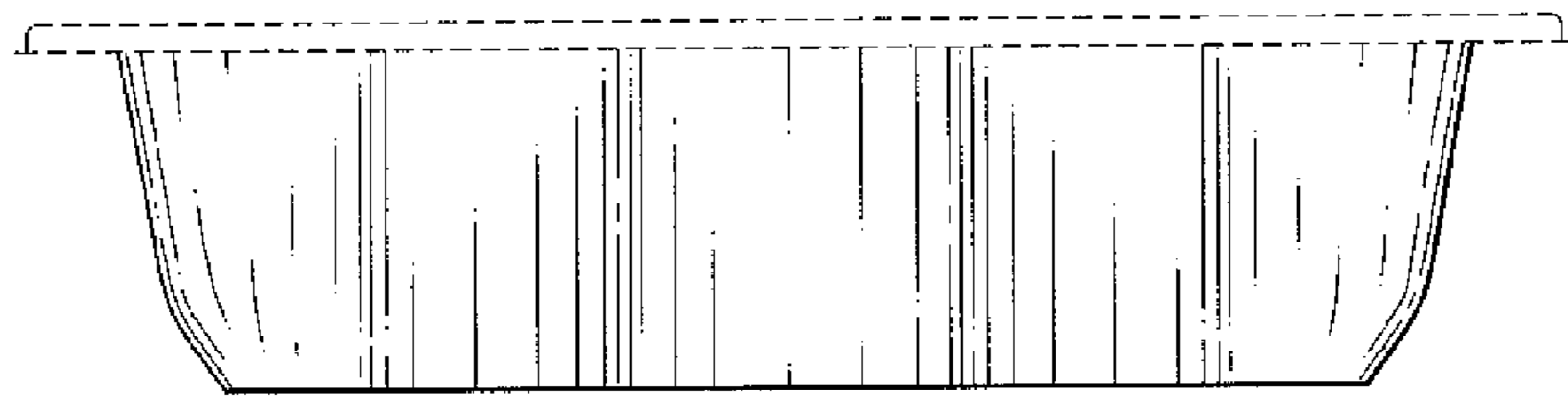


FIG. 2




FIG. 3

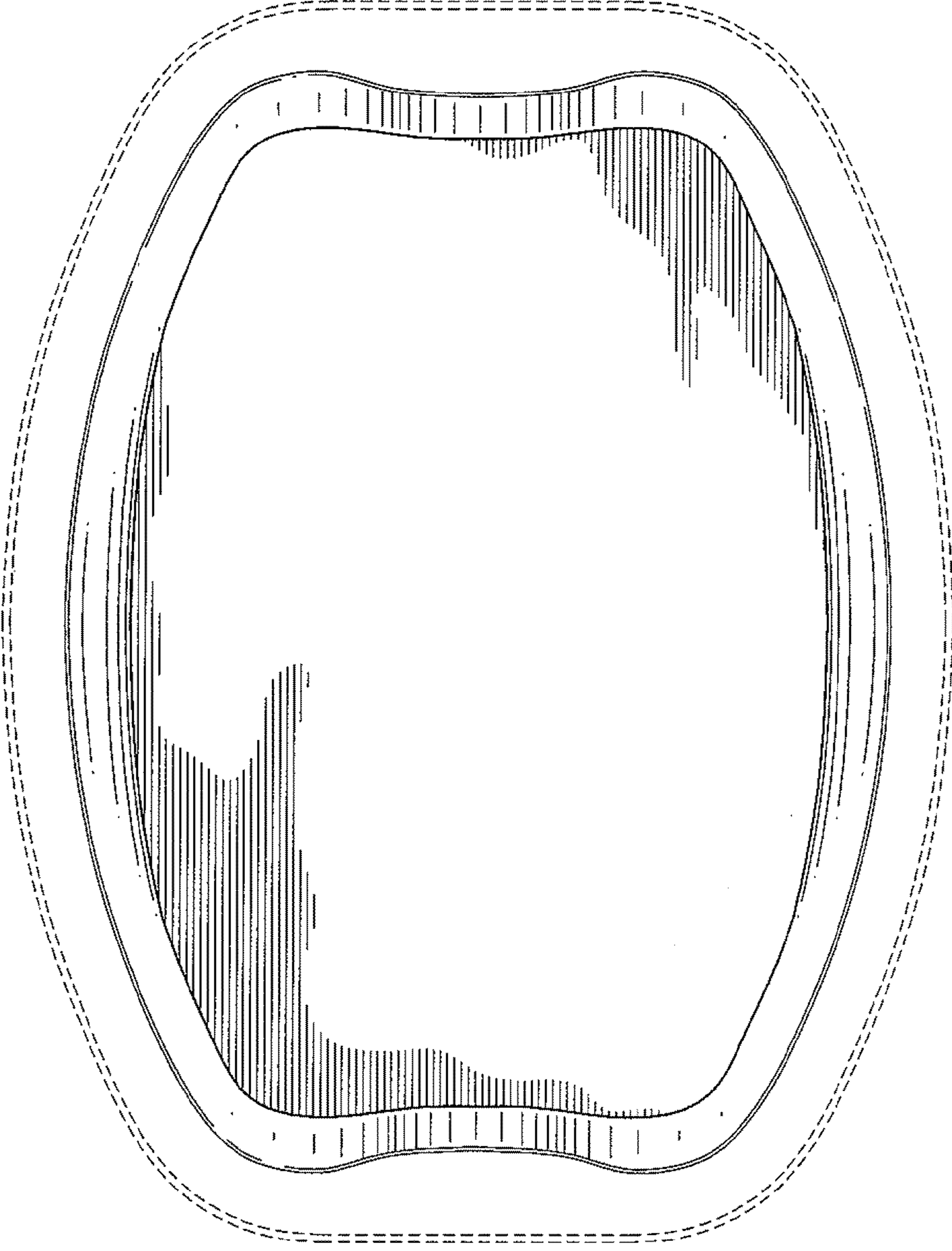


FIG.4




FIG. 5