



US00D653530S

(12) **United States Design Patent**  
**Hammond et al.**

(10) **Patent No.:** **US D653,530 S**  
(45) **Date of Patent:** **\*\* Feb. 7, 2012**

(54) **PIPE HANGER CLAMP**

(75) Inventors: **John Hammond**, Brisbane (AU);  
**Neville King**, Cleveland (AU); **Jonathan**  
**Haughton**, Cleveland (AU)

(73) Assignee: **Sitka Developments Pty Ltd**, Brisbane  
(AU)

(\*\*) Term: **14 Years**

(21) Appl. No.: **29/391,653**

(22) Filed: **May 11, 2011**

(30) **Foreign Application Priority Data**

Nov. 16, 2010 (AU) ..... 14983/2010

(51) **LOC (9) Cl.** ..... **08-08**

(52) **U.S. Cl.** ..... **D8/396**

(58) **Field of Classification Search** ..... D8/354,  
D8/355, 356, 371, 373, 376, 394-396, 380,  
D8/382; 24/16 R, 20 R; 248/49, 58-62,  
248/74.1-74.5, 73, 70, 228.8, 230.8; 47/32.4-32.6,  
47/42

See application file for complete search history.

(56) **References Cited**

**U.S. PATENT DOCUMENTS**

- 712,765 A \* 11/1902 Cole ..... 24/20 TT
- 1,085,421 A \* 1/1914 Hiller ..... 248/74.3
- 2,029,707 A \* 2/1936 Dodelin ..... 248/313
- D217,117 S \* 4/1970 Gordon ..... D8/356
- 3,765,636 A \* 10/1973 Burrell et al. .... 248/313
- 4,073,317 A \* 2/1978 Ellis ..... 138/147
- 4,315,348 A \* 2/1982 Oetiker ..... 24/20 CW
- D270,997 S \* 10/1983 Kanao ..... D8/396
- 4,492,004 A \* 1/1985 Oetiker ..... 24/20 R
- 4,609,171 A \* 9/1986 Matsui ..... 248/74.3
- 4,750,242 A \* 6/1988 Calmettes et al. .... 24/20 R

- 4,767,087 A \* 8/1988 Combu ..... 248/62
- 4,783,029 A \* 11/1988 Geppert et al. .... 248/74.1
- D304,676 S \* 11/1989 Glynn ..... D8/395
- D313,392 S \* 1/1991 Sachs ..... D13/133
- 5,001,816 A \* 3/1991 Oetiker ..... 24/20 EE
- 5,098,054 A \* 3/1992 Dyer ..... 248/313
- D329,014 S \* 9/1992 Sachs ..... D8/396
- D331,189 S \* 11/1992 Daigle et al. .... D8/396
- 5,687,457 A \* 11/1997 Hama ..... 24/20 CW
- D424,420 S \* 5/2000 Kazale ..... D8/396
- 6,131,245 A \* 10/2000 Chi ..... 24/20 R
- 6,209,827 B1 \* 4/2001 Kawai ..... 248/73
- D442,852 S \* 5/2001 Gopalraja et al. .... D8/395
- 6,571,429 B2 \* 6/2003 Yeh ..... 24/16 PB
- D531,493 S \* 11/2006 Ho ..... D8/396
- D570,206 S \* 6/2008 Jackson ..... D8/396
- D602,131 S \* 10/2009 Morita ..... D23/265
- D624,397 S \* 9/2010 Ball et al. .... D8/396
- 7,909,021 B2 \* 3/2011 Fujii ..... 123/470
- 7,987,561 B2 \* 8/2011 Zhang ..... 24/20 R
- 8,015,672 B2 \* 9/2011 Ito et al. .... 24/20 TT

\* cited by examiner

*Primary Examiner* — Celia A. Murphy

*Assistant Examiner* — John Windmuller

(74) *Attorney, Agent, or Firm* — Christie, Parker & Hale,  
LLP.

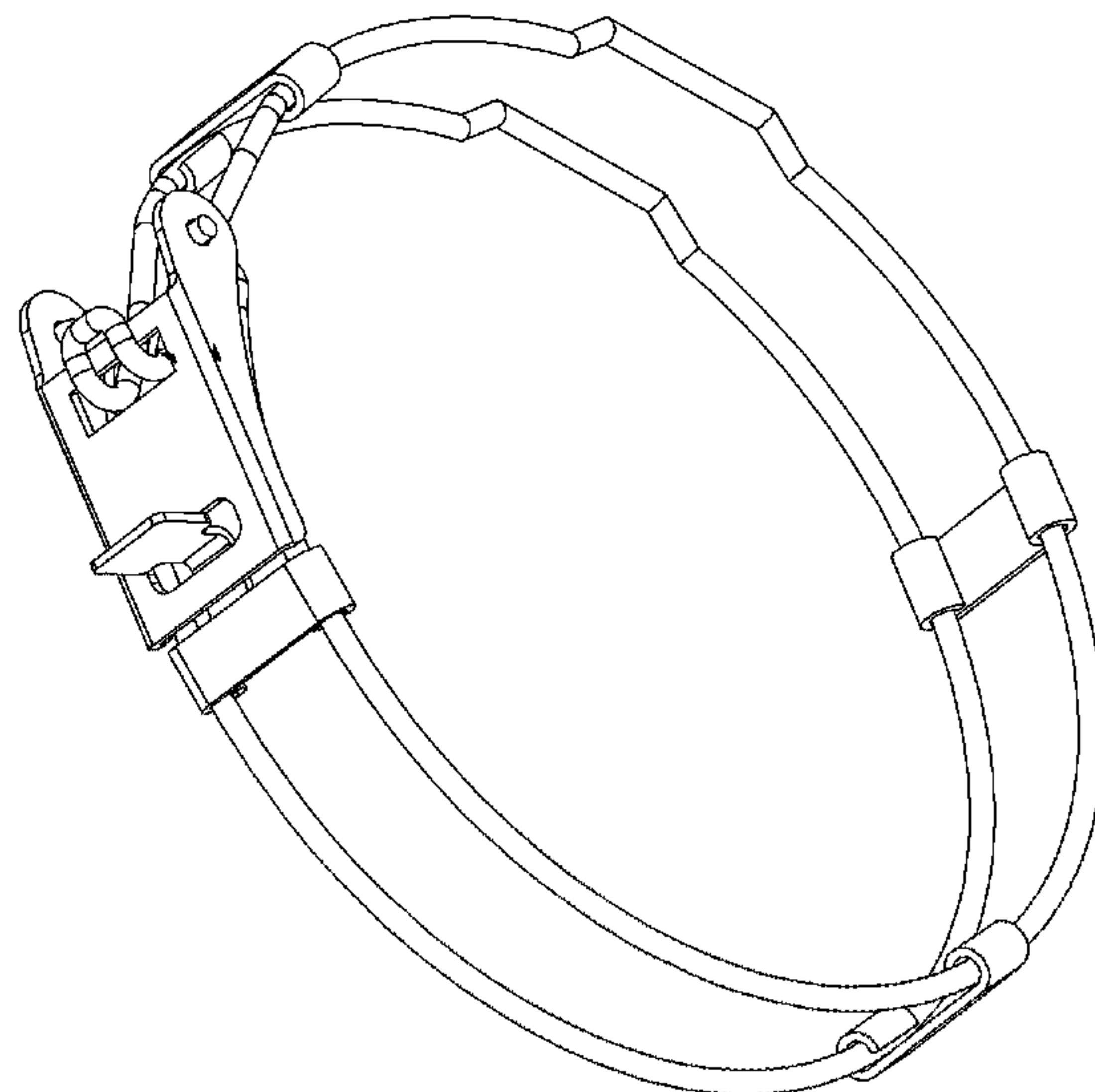
(57) **CLAIM**

The ornamental design for a pipe hanger clamp, as shown and described.

**DESCRIPTION**

FIG. 1 is a left side view of the pipe hanger clamp;  
FIG. 2 is a front view thereof;  
FIG. 3 is a rear view thereof;  
FIG. 4 is a right side view thereof;  
FIG. 5 is a front perspective view thereof; and,  
FIG. 6 is a rear perspective view thereof.

**1 Claim, 3 Drawing Sheets**



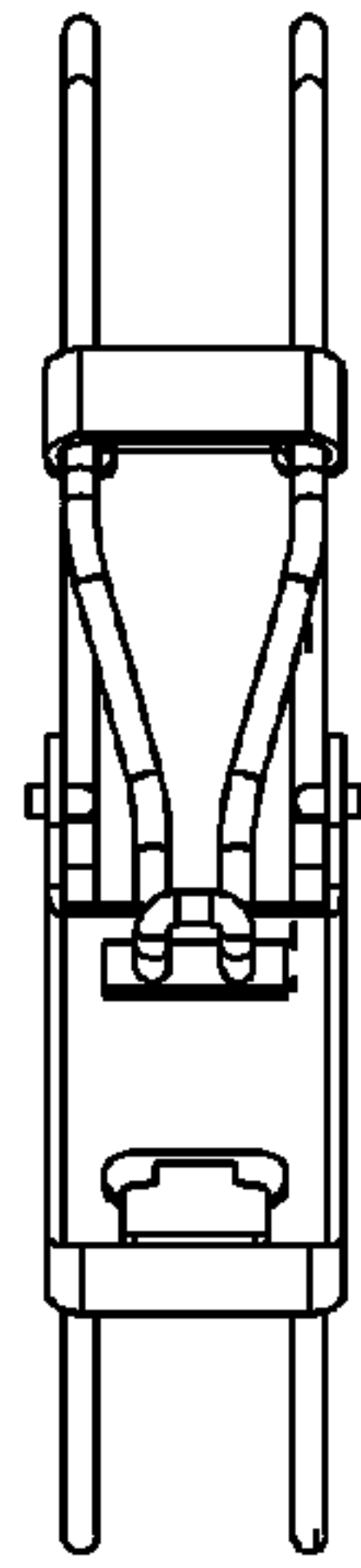


FIG. 1

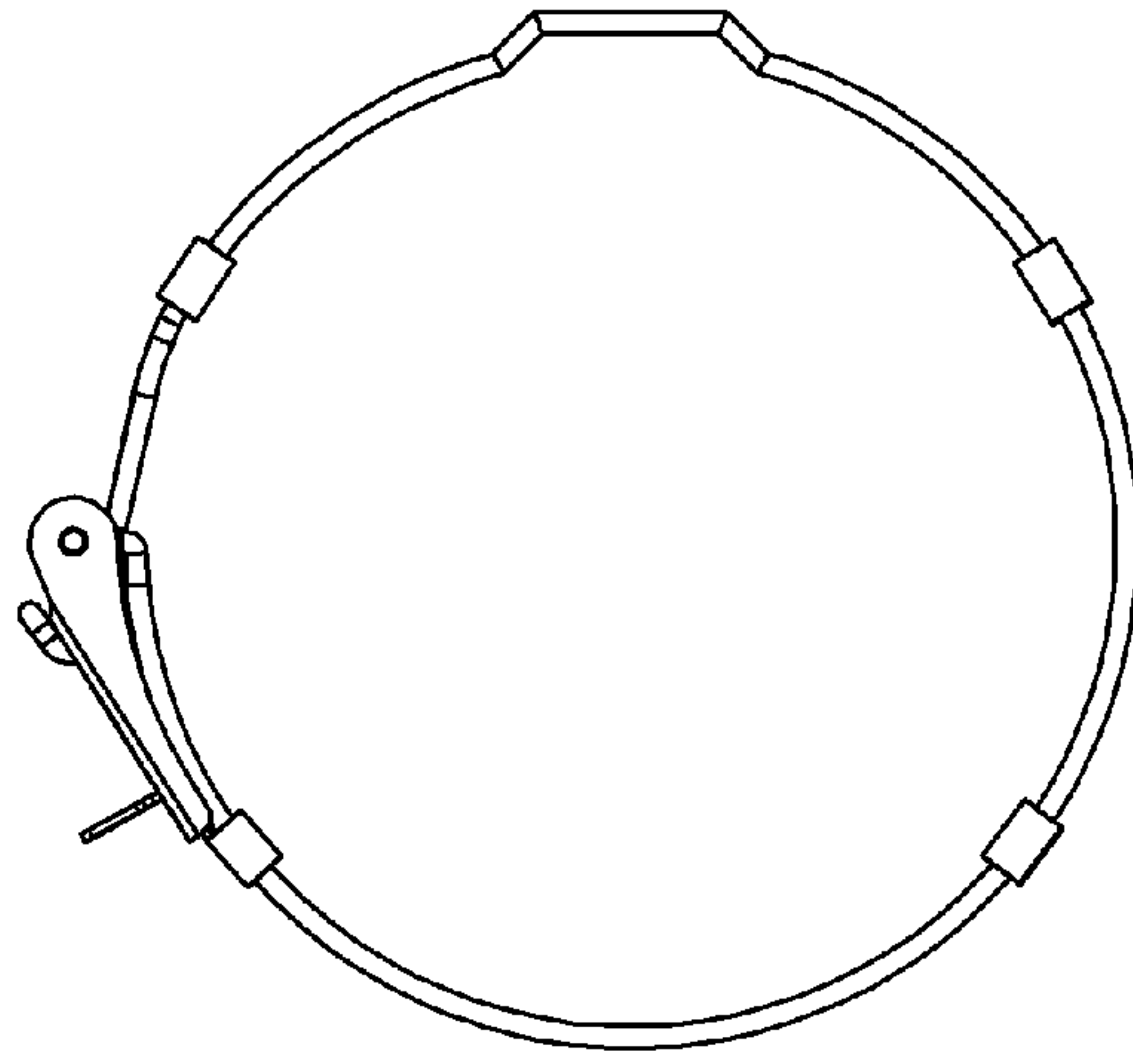


FIG. 2

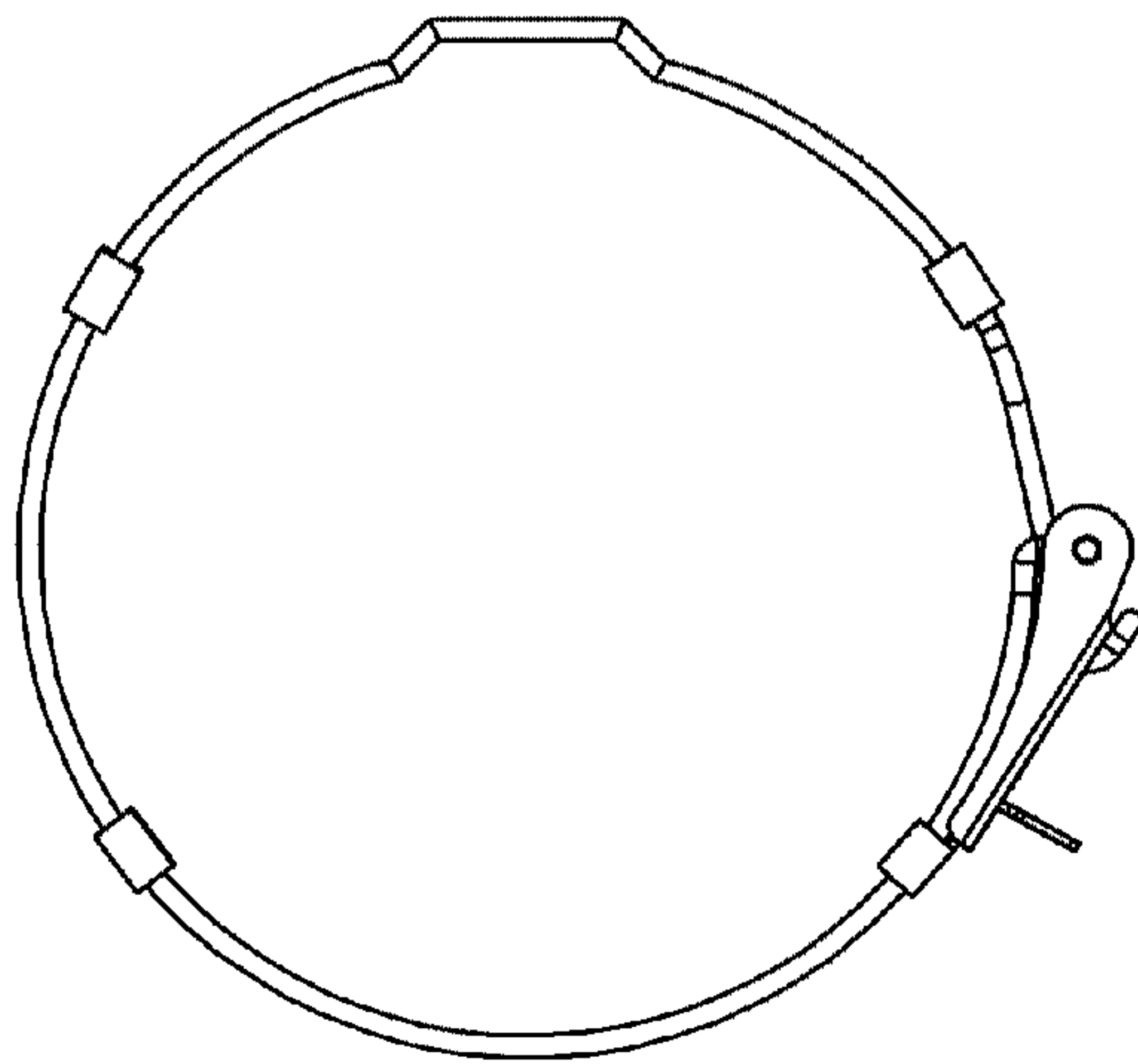


FIG. 3

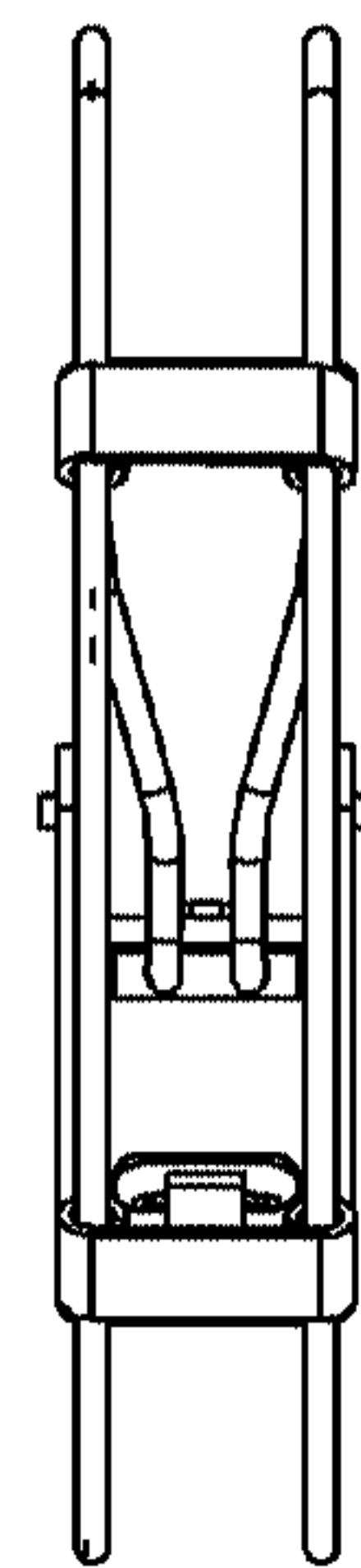


FIG. 4

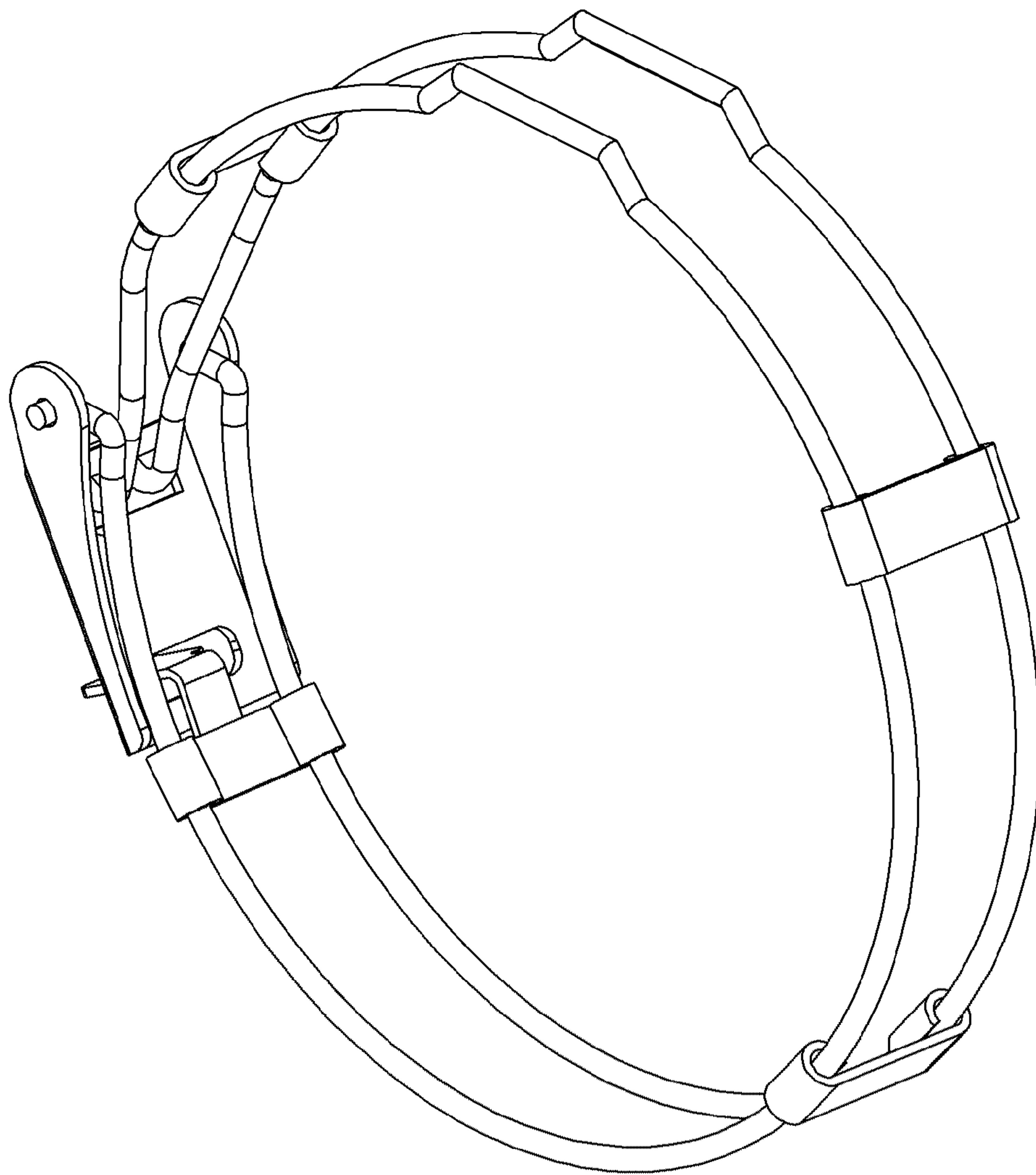


FIG. 5

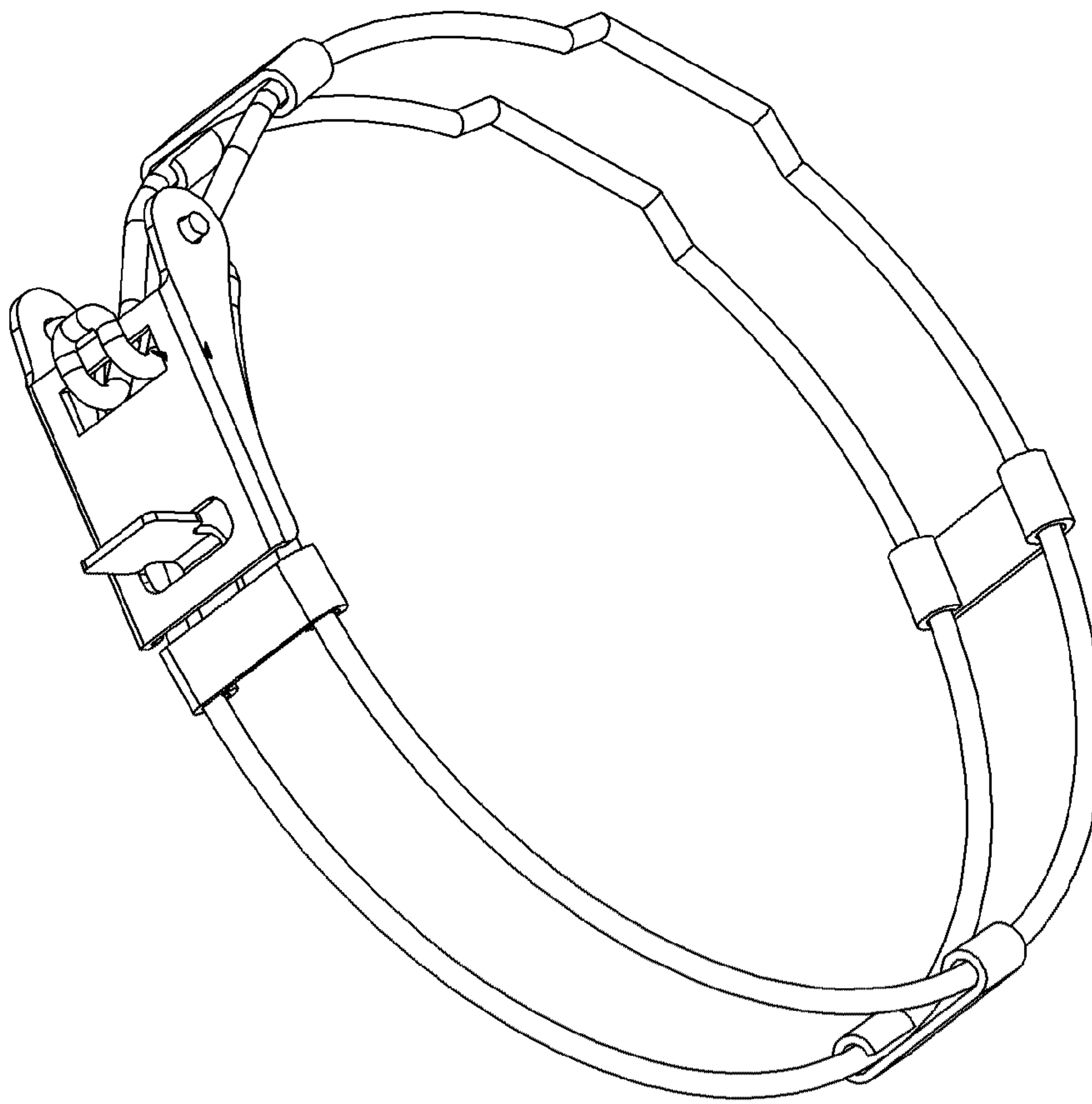


FIG. 6