



US00D653518S

(12) **United States Design Patent**
Lucio et al.

(10) **Patent No.:** **US D653,518 S**

(45) **Date of Patent:** **** *Feb. 7, 2012**

(54) **TOOL BIT**

(75) Inventors: **Thomas Lucio**, Coral Springs, FL (US);
Glenn Robinson, Coral Springs, FL (US)

(73) Assignee: **IBT Holdings, LLC**, Deerfield Beach, FL (US)

(*) Notice: This patent is subject to a terminal disclaimer.

(**) Term: **14 Years**

(21) Appl. No.: **29/372,561**

(22) Filed: **Dec. 9, 2010**

(51) **LOC (9) Cl.** **08-04**

(52) **U.S. Cl.** **D8/86**

(58) **Field of Classification Search** D8/82-87;
81/436, 438-441, 460-461, 489-490
See application file for complete search history.

(56) **References Cited**

U.S. PATENT DOCUMENTS

5,309,798	A *	5/1994	Markwart et al.	81/438
6,032,332	A *	3/2000	Lin	16/111.1
6,193,242	B1 *	2/2001	Robison	279/137
6,250,183	B1 *	6/2001	Chiang	81/63.2
D445,325	S *	7/2001	Fruhm	D8/86
6,352,011	B1 *	3/2002	Fruhm	81/438
6,418,821	B1 *	7/2002	Yamakawa	81/437
D462,596	S *	9/2002	Fruhm	D8/86
6,761,089	B2 *	7/2004	Bergamo	81/53.2
7,437,979	B1 *	10/2008	Wang	81/436
7,581,470	B1 *	9/2009	Huang	81/438

2002/0170394	A1 *	11/2002	Tsai	81/439
2006/0130621	A1 *	6/2006	Novak et al.	81/439
2008/0072717	A1 *	3/2008	Stumpf	81/438

OTHER PUBLICATIONS

MegaPro's Double Lok Bits. Downloaded Jun. 19, 2011 at <http://toolmonger.com/2008/02/>.*

Megapro Screwdriver Bit Set Slot/Ph/Sq 3pc. Downloaded Jun. 19, 2011 at <http://www.google.com/products/catalog?hl=en&sugexp=ldymls&pq=specialty+driver+bit....>*

* cited by examiner

Primary Examiner — Philip S Hyder

Assistant Examiner — Roselynn Cody

(74) *Attorney, Agent, or Firm* — Dan DeLaRosa

(57) **CLAIM**

The ornamental design for a tool bit, as shown and described.

DESCRIPTION

FIG. 1 is an overhead perspective view of the tool bit of the present invention showing my new design;

FIG. 2 is a side elevational view thereof;

FIG. 3 is a top plan view thereof;

FIG. 4 is a front elevational view thereof;

FIG. 5 is another side elevational view thereof;

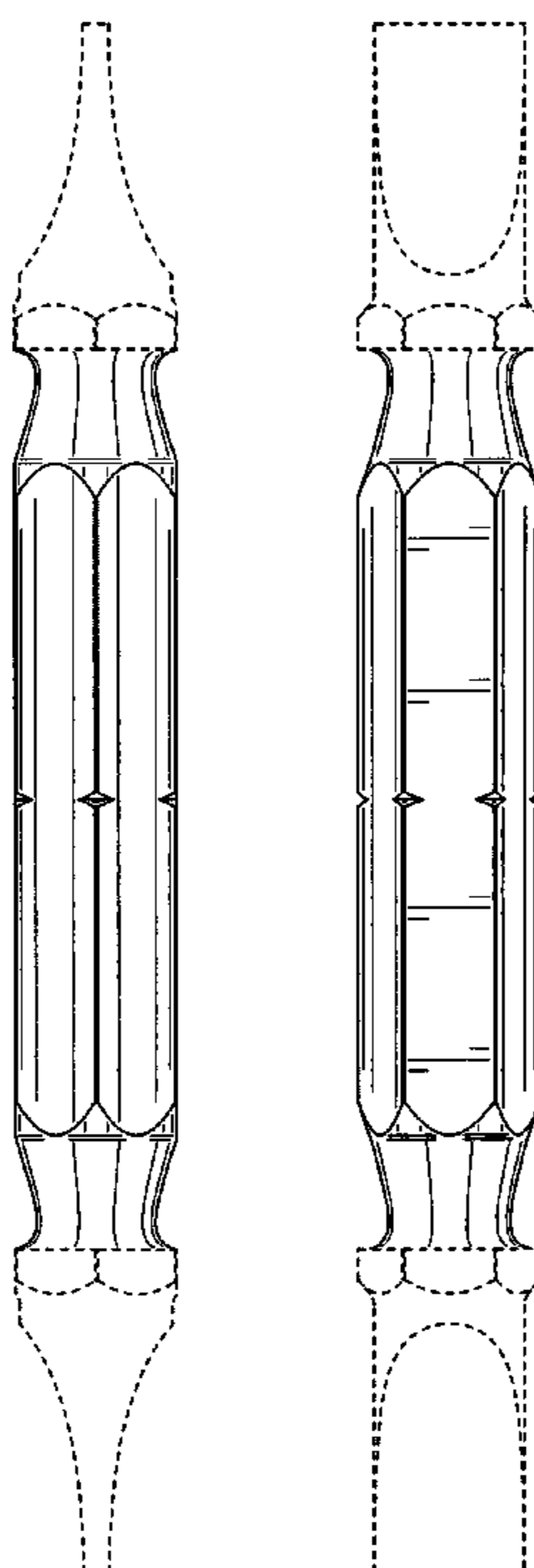
FIG. 6 is a back elevational view thereof;

FIG. 7 is a bottom plan view thereof; and,

FIG. 8 is a rear perspective view of the tool bit.

The broken lines in the drawings illustrate unclaimed environment and form no part of the claim.

1 Claim, 4 Drawing Sheets



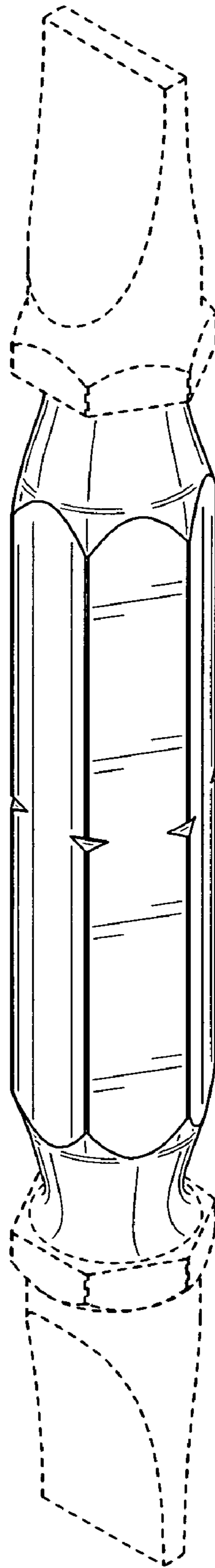


FIG. 1

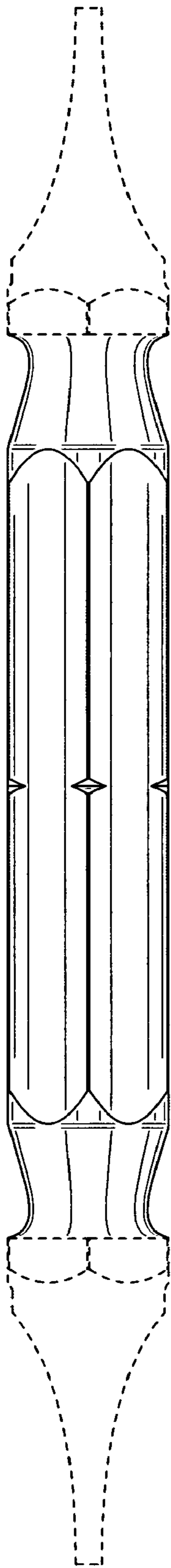


FIG. 2

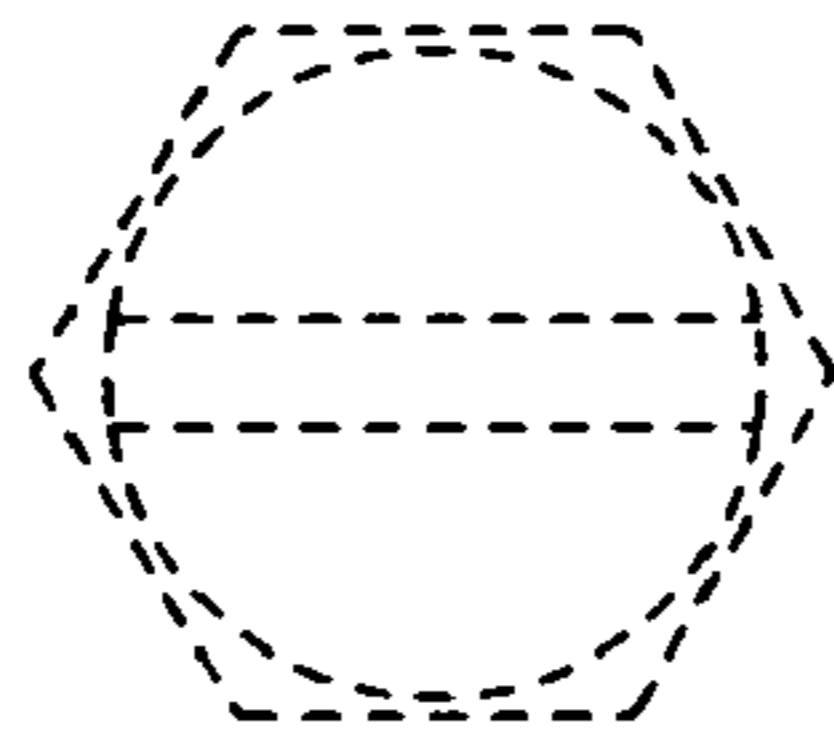


FIG. 3

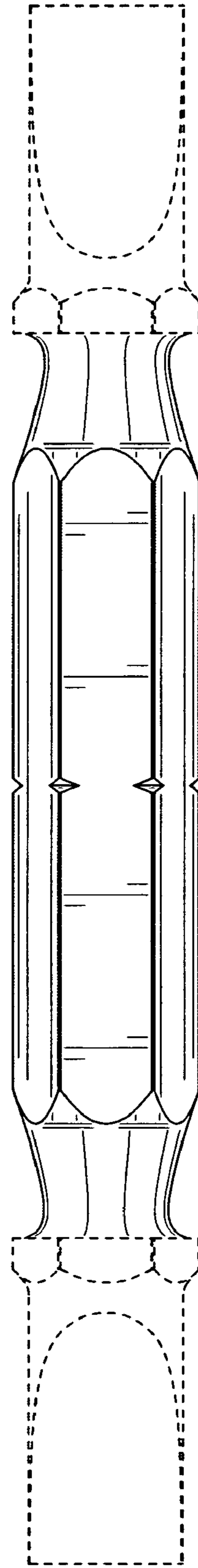


FIG. 4

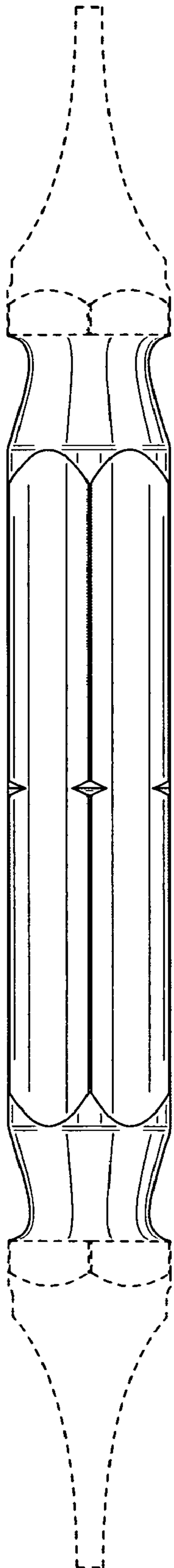


FIG. 5

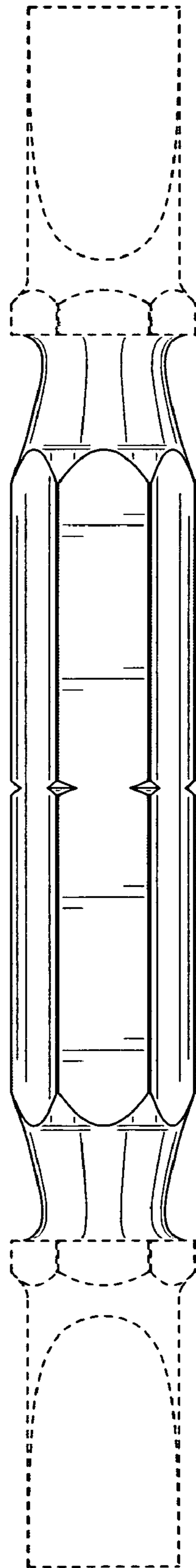


FIG. 6

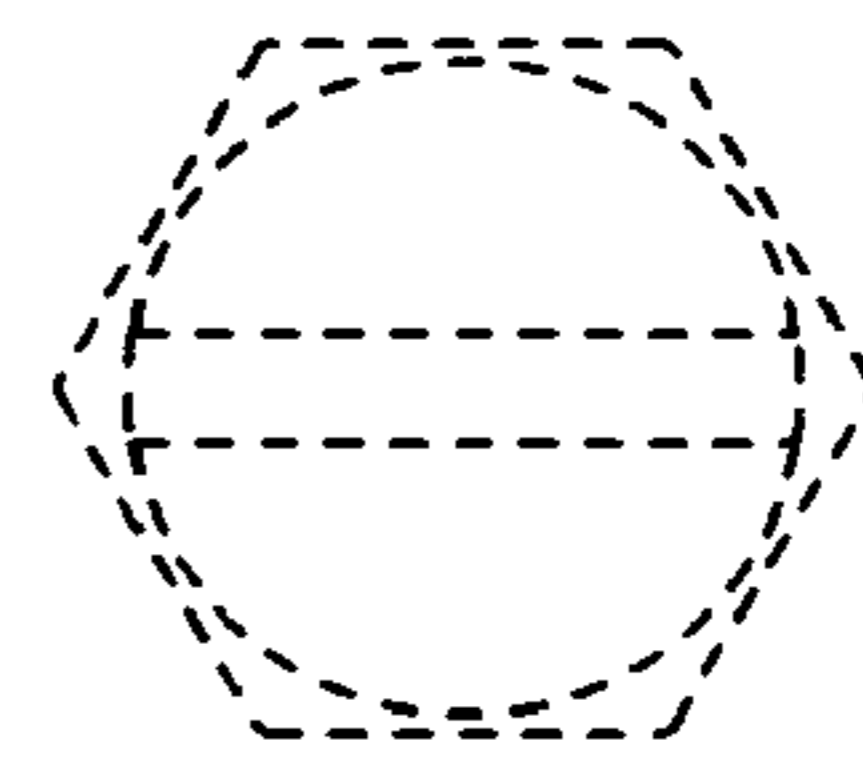


FIG. 7

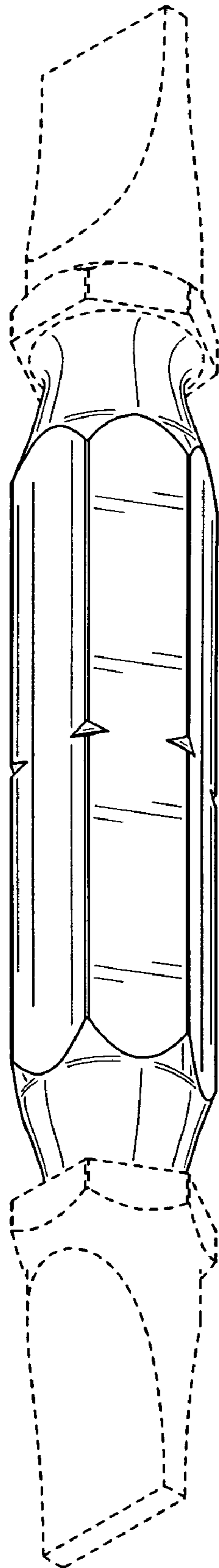


FIG. 8