



US00D653490S

(12) **United States Design Patent**
Steinmann

(10) **Patent No.:** **US D653,490 S**

(45) **Date of Patent:** **** Feb. 7, 2012**

(54) **WEIGHTED BEACH BLANKET WITH CENTER APERTURE**

(76) Inventor: **Theodore G. Steinmann**, Easton, PA (US)

(**) Term: **14 Years**

(21) Appl. No.: **29/357,165**

(22) Filed: **Mar. 8, 2010**

(51) **LOC (9) Cl.** **06-09**

(52) **U.S. Cl.** **D6/603; D6/608**

(58) **Field of Classification Search** D6/595, D6/596, 601, 597, 603, 608; 5/417-420, 5/636, 638, 646, 647, 652, 652.1, 653, 655, 5/655.9, 656, 690

See application file for complete search history.

(56) **References Cited**

U.S. PATENT DOCUMENTS

2,533,322	A *	12/1950	Kober	135/16
3,226,737	A *	1/1966	Rote	5/417
4,654,906	A *	4/1987	Roberts	5/417
5,347,667	A	9/1994	Schwarz et al.		
6,502,257	B1	1/2003	Glenn		

6,901,615	B1	6/2005	Lombardo et al.		
7,096,526	B1	8/2006	Ogan		
2006/0024471	A1 *	2/2006	Cunningham	428/81
2006/0272092	A1	12/2006	Tanner		
2008/0127414	A1 *	6/2008	Allen	5/417

* cited by examiner

Primary Examiner — Janice Seeger

(57) **CLAIM**

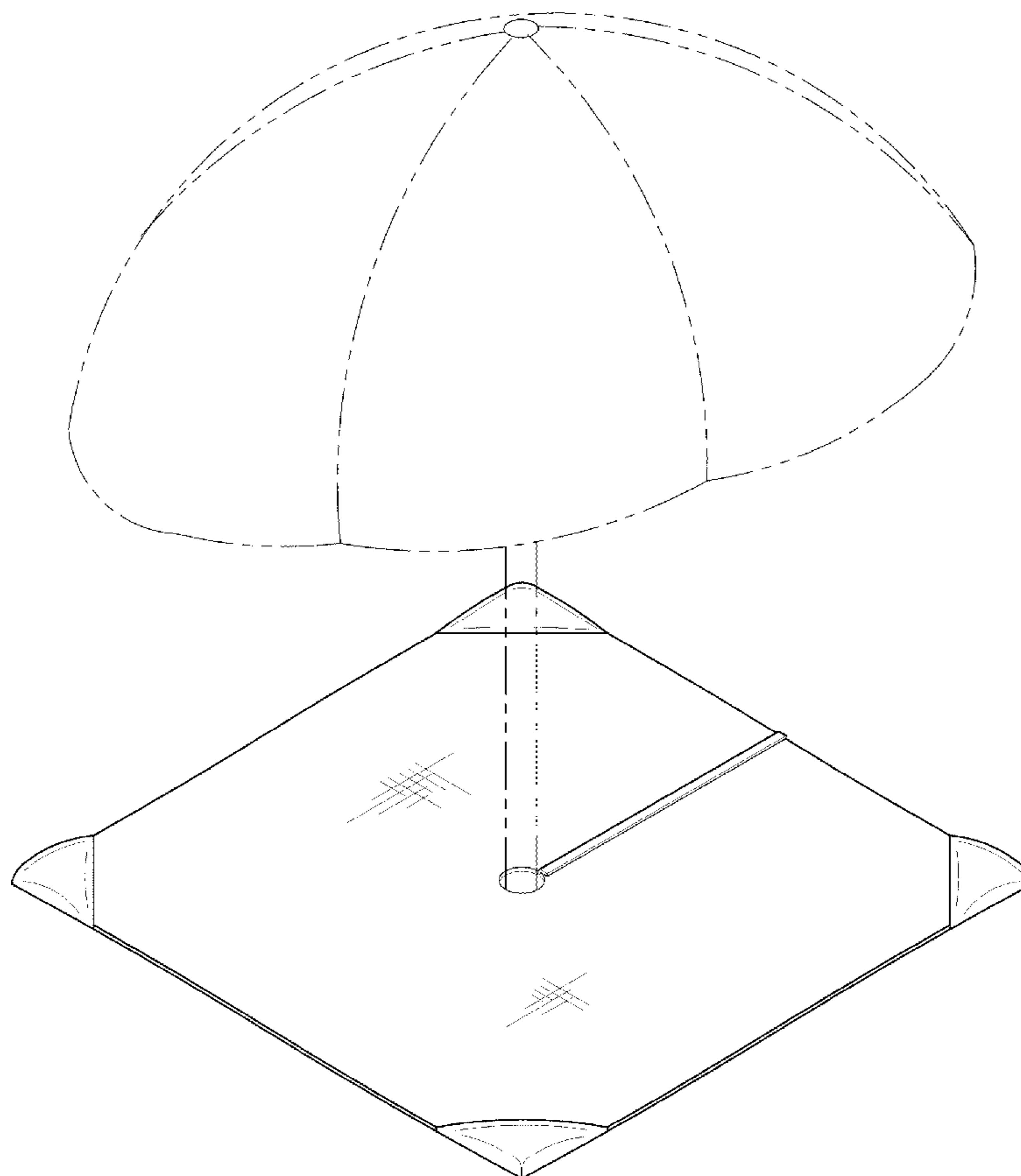
The ornamental design for a weighted beach blanket with center aperture, as shown and described.

DESCRIPTION

FIG. 1 is a top plan view of a weighted beach blanket with center aperture showing my new design; FIG. 2 is a bottom plan view thereof; FIG. 3 is a right elevation view thereof; FIG. 4 is a left elevation view thereof; FIG. 5 is a front elevation view thereof; FIG. 6 is a rear elevation view thereof; and, FIG. 7 is an isometric view thereof.

The broken lines in the drawings depict environmental subject matter only and form no part of the claimed design.

1 Claim, 4 Drawing Sheets



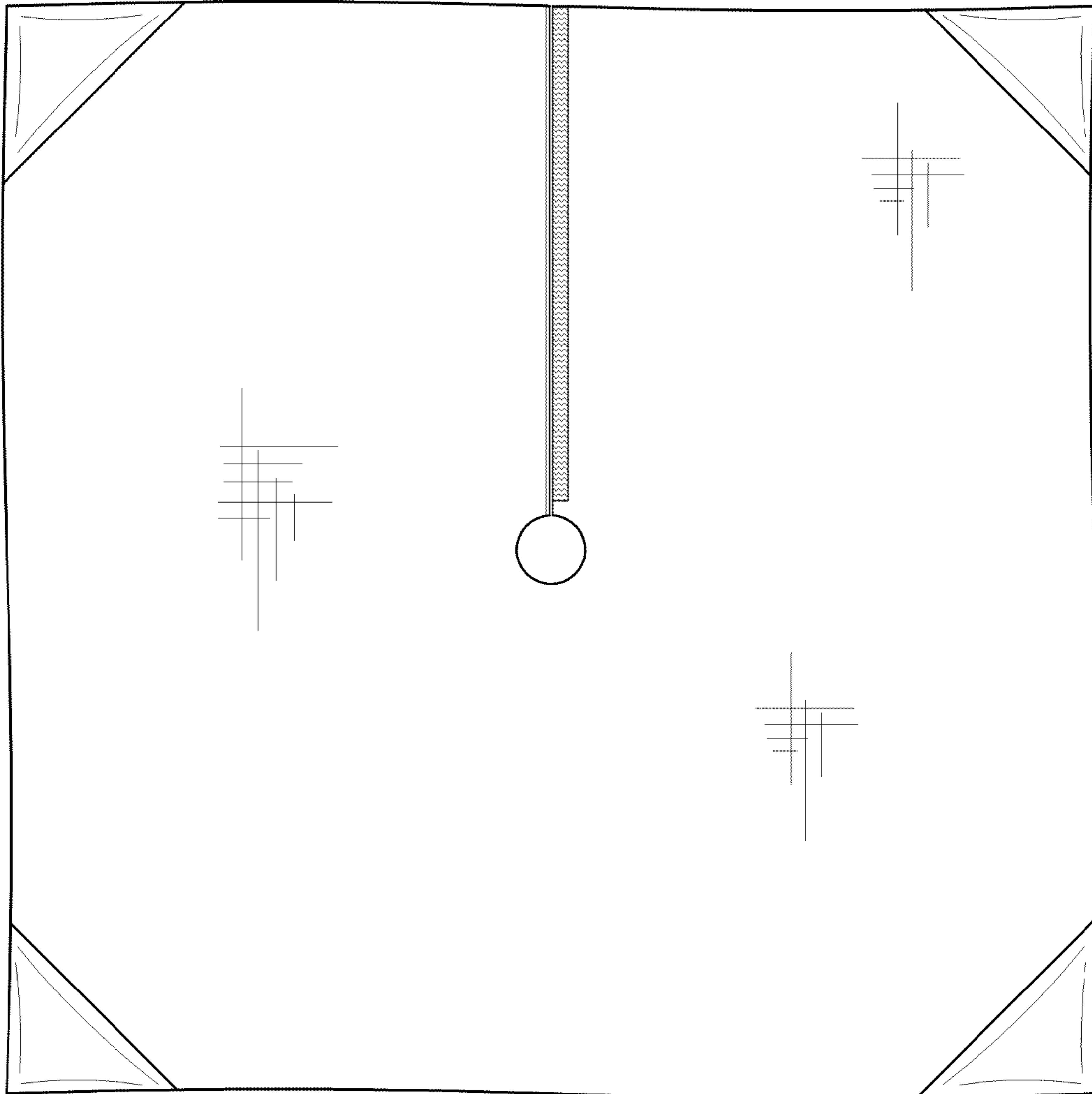


FIG. 1

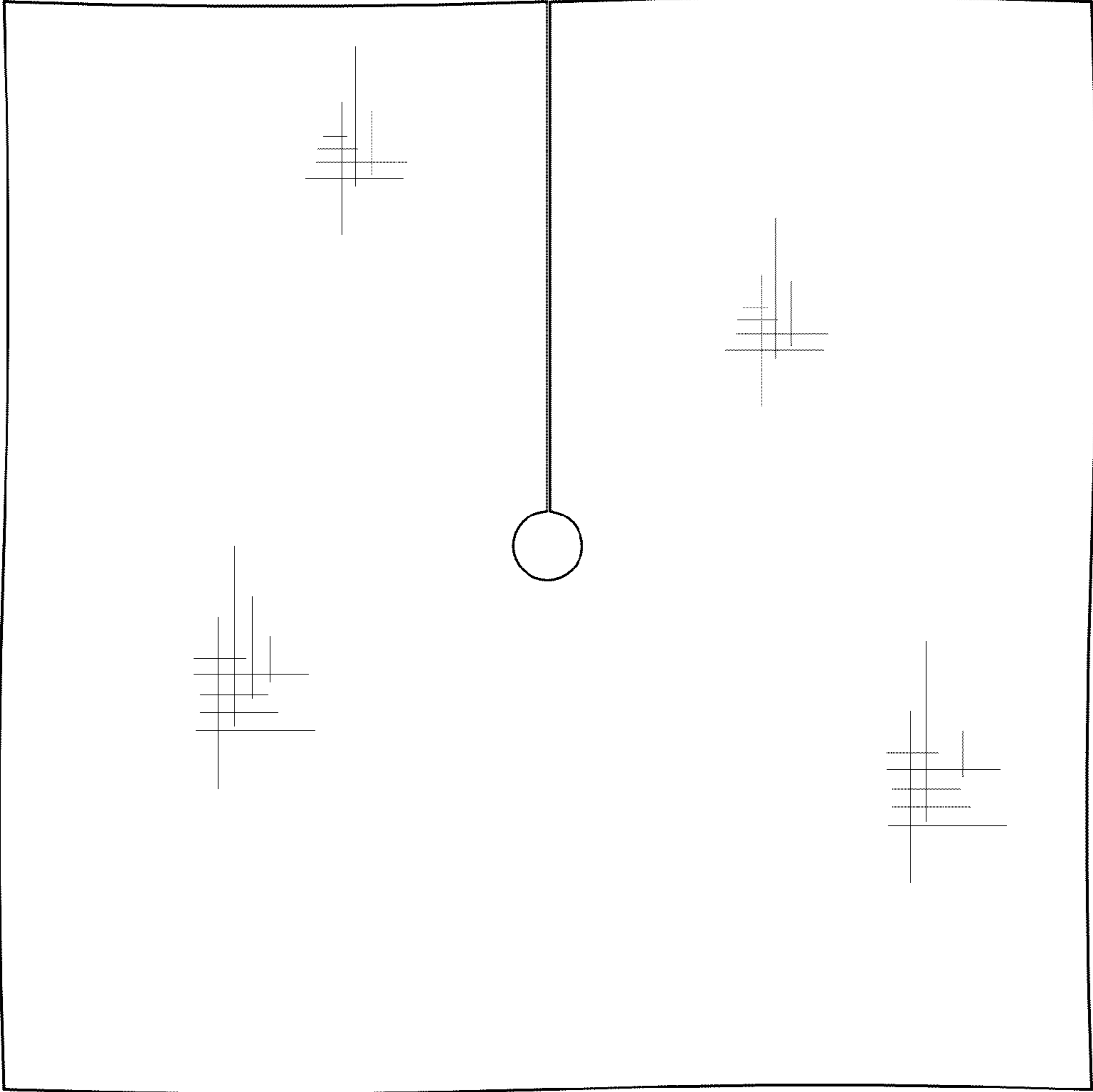


FIG. 2



FIG. 3



FIG. 4



FIG. 5

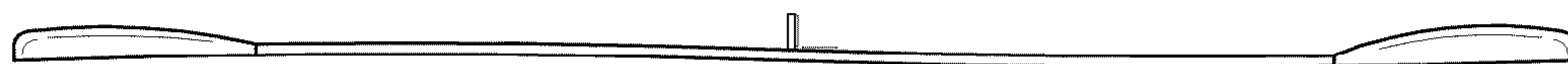


FIG. 6

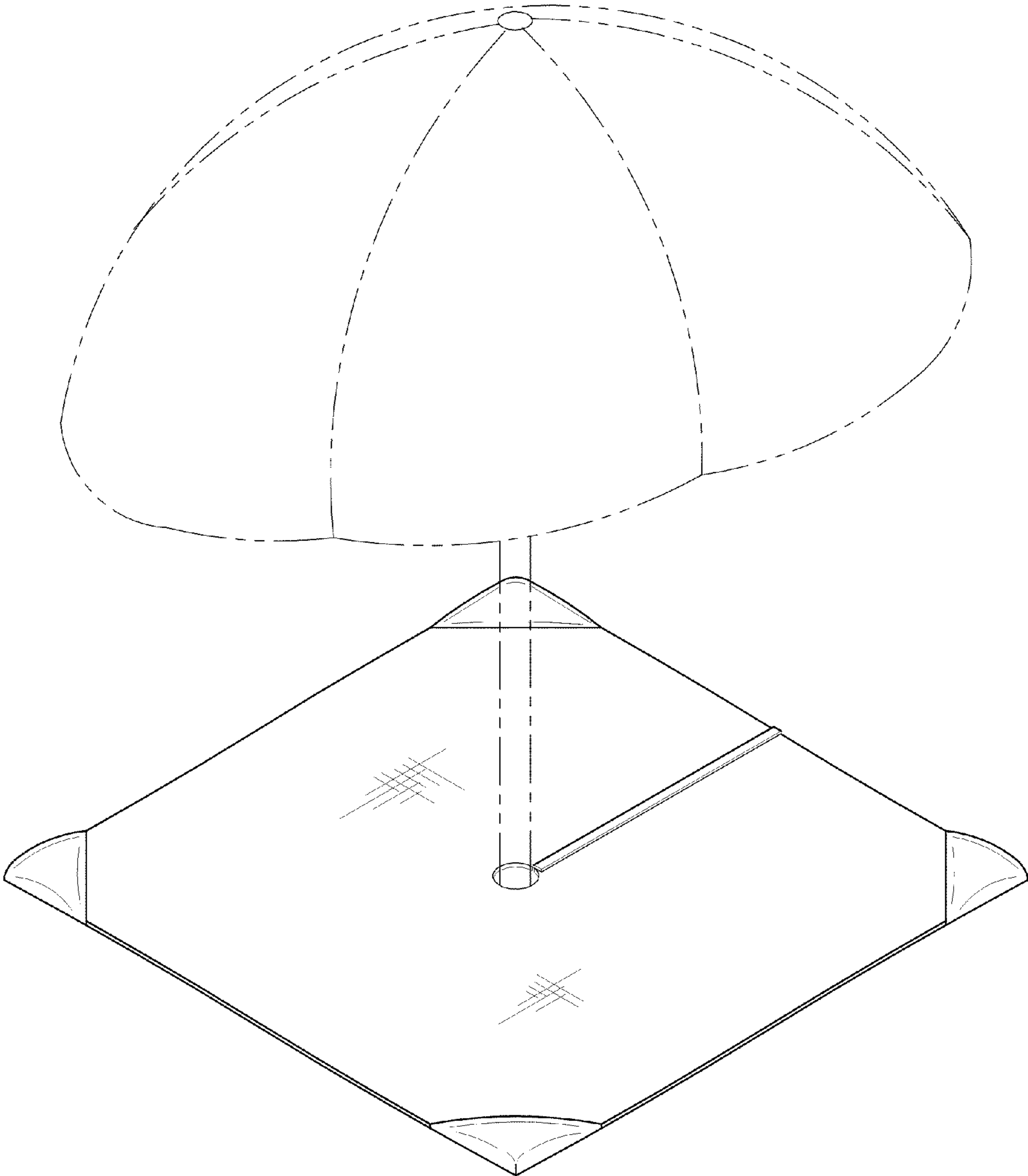


FIG. 7