



US00D653484S

(12) **United States Design Patent**  
**Lai**

(10) **Patent No.:** **US D653,484 S**

(45) **Date of Patent:** **\*\* \*Feb. 7, 2012**

(54) **FOAM FLOOR MAT**

(76) Inventor: **Jim Lai**, Santa Monica, CA (US)

(\*) Notice: This patent is subject to a terminal disclaimer.

(\*\*) Term: **14 Years**

(21) Appl. No.: **29/359,835**

(22) Filed: **Apr. 15, 2010**

(51) **LOC (9) Cl.** ..... **06-11**

(52) **U.S. Cl.** ..... **D6/582**

(58) **Field of Classification Search** ..... D6/582,  
D6/583, 584, 585, 586, 587, 589, 590, 591,  
D6/592, 593, 594; D21/321, 322, 323, 324,  
D21/325, 326, 327, 328, 329, 330; D25/300;  
5/420, 658; 428/45; 446/487; D13/139.4;  
52/511, 698

See application file for complete search history.

(56) **References Cited**

U.S. PATENT DOCUMENTS

D443,460 S *	6/2001	Bailey	.....	D6/592
D483,596 S *	12/2003	Wildstein et al.	.....	D6/582
D532,238 S *	11/2006	Thrush	.....	D6/582
D543,764 S *	6/2007	Thrush	.....	D6/582
D552,909 S *	10/2007	McGrath et al.	.....	D6/582
D587,948 S *	3/2009	Lai	.....	D6/582
D614,899 S *	5/2010	Lai	.....	D6/582

\* cited by examiner

*Primary Examiner* — Susan Bennett Hattan

*Assistant Examiner* — Barbara B Lohr

(74) *Attorney, Agent, or Firm* — Jen-Feng Lee

(57) **CLAIM**

I claim the ornamental design for a foam floor mat, as shown and described.

**DESCRIPTION**

FIG. 1 shows the top plan view of the foam floor mat showing my new design, with bottom side being the mirror image thereof;

FIG. 2 shows the enlarged, partial view of the small triangle pattern on the top and bottom view of the design show in FIG. 1;

FIG. 3 shows the side view of the edge thereof;

FIG. 4 (lined for color, specifically black on the top, purple in the middle, and red on the bottom) is an enlarged, partial view of the edge thereof;

The top portion and the bottom portion of the floor matting illustrated have different colors which creates a layered structure when the mat is viewed from the side. Each side of the design is a mirror image.

FIG. 5 shows the top plan view of the foam floor mat showing it in use attached to additional floor mats;

FIG. 6 shows the enlarged, partial view of the corner where three (3) mats connect.

FIG. 7 (lined for color, specifically black on the top, purple in the middle, and blue on the bottom) shows a second embodiment of an enlarged, partial view of the edge thereof;

FIG. 8 (lined for color, specifically black on the top, purple in the middle, and green on the bottom) shows a third embodiment of an enlarged, partial view of the edge thereof;

FIG. 9 (lined for color, specifically black on the top, purple in the middle, and yellow on the bottom) shows a fourth embodiment of an enlarged, partial view of the edge thereof; and,

FIG. 10 (lined for color, specifically pink on the top, purple in the middle, and blue on the bottom) shows a fifth embodiment of an enlarged, partial view of the edge thereof.

**1 Claim, 3 Drawing Sheets**






Fig. 1




Fig. 2

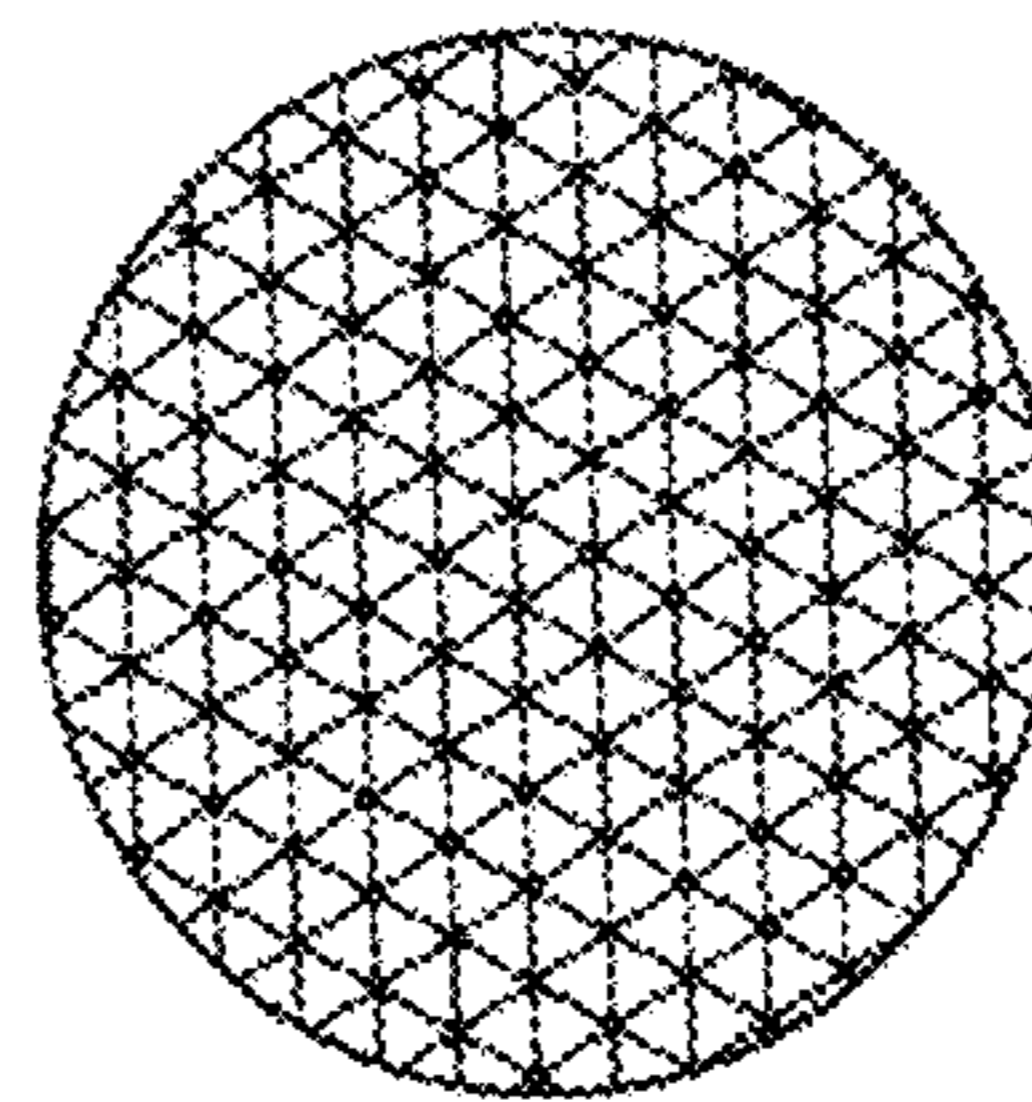


Fig. 3



Fig. 4




Fig. 5

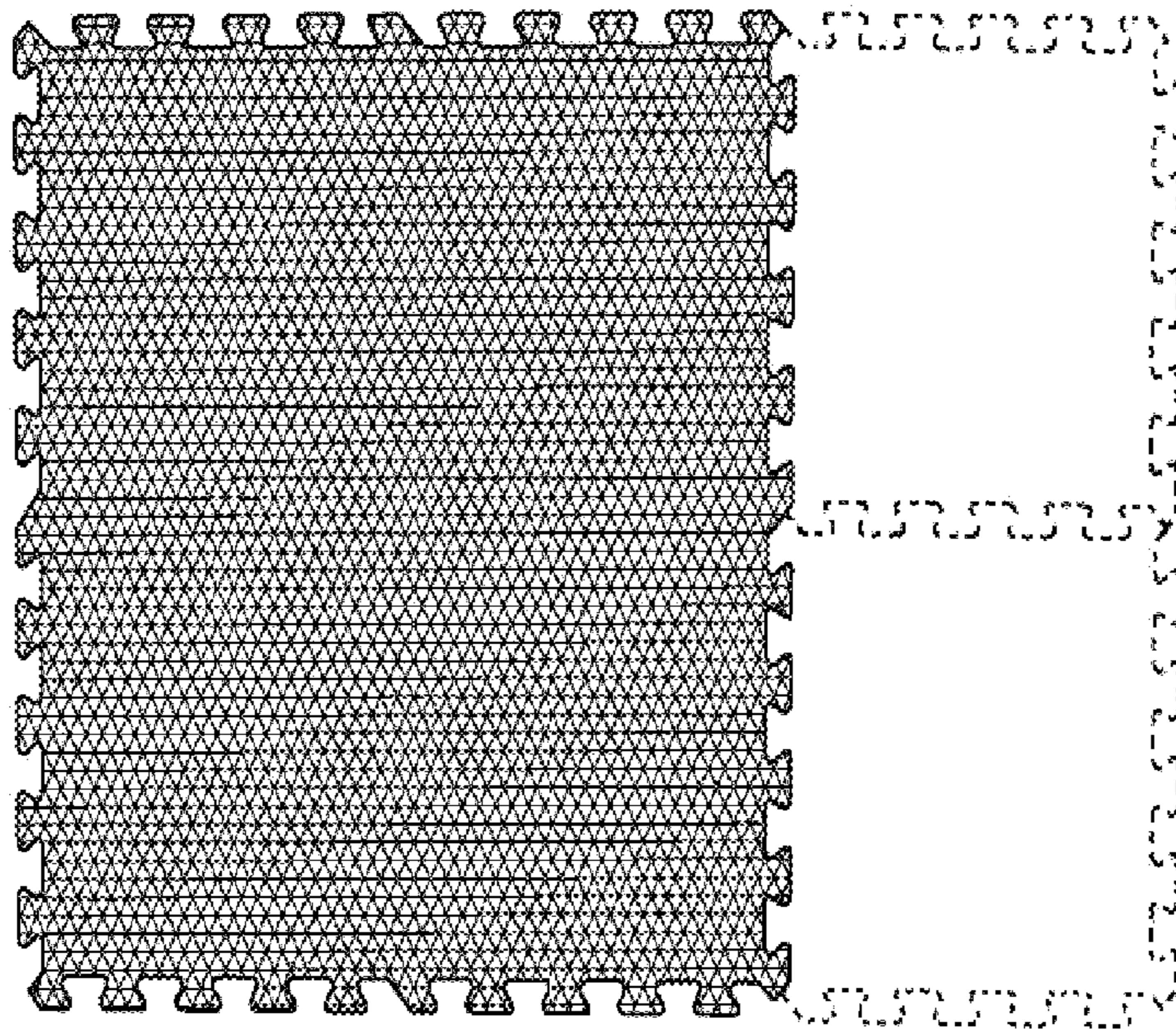


Fig. 6

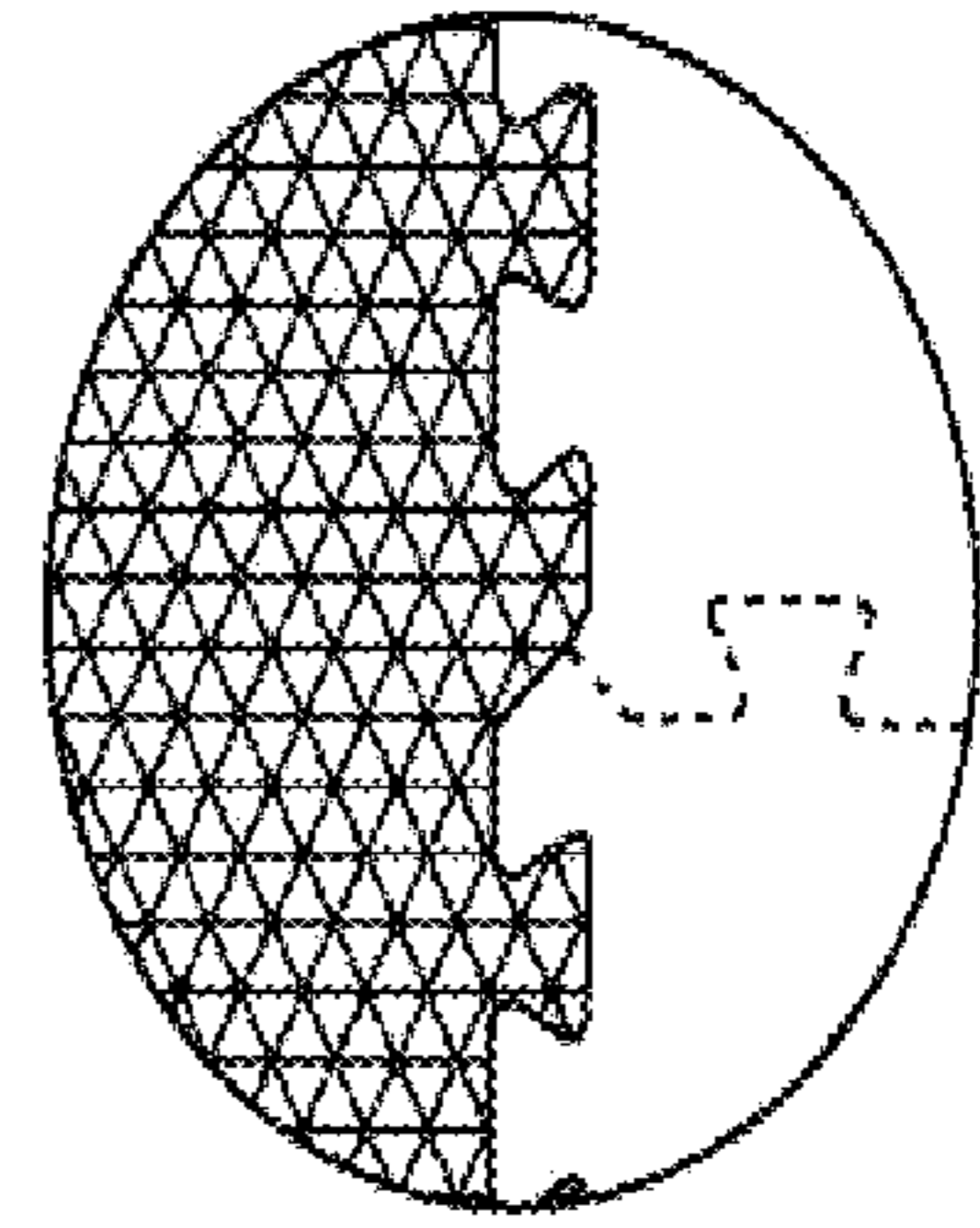




Fig. 7

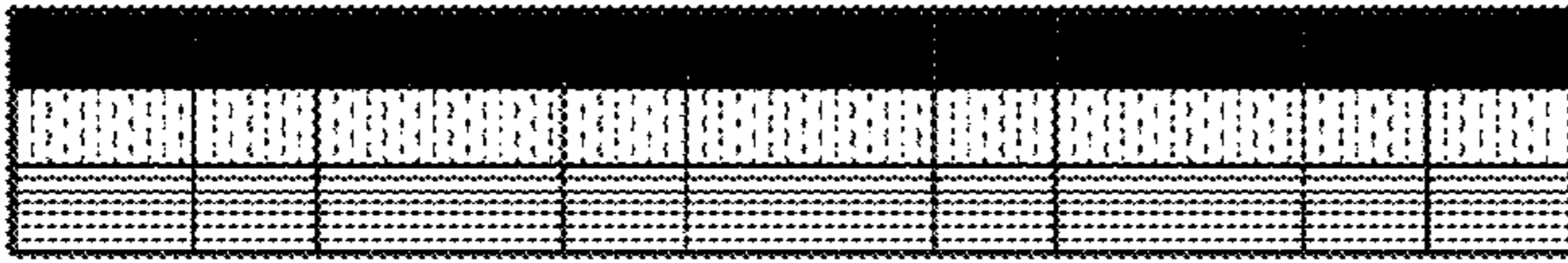


Fig. 8



Fig. 9




Fig. 10

