



US00D653480S

(12) **United States Design Patent**  
**Tsai**

(10) **Patent No.:** **US D653,480 S**

(45) **Date of Patent:** **\*\* Feb. 7, 2012**

(54) **LEG SWIVEL OF A SWIVEL CHAIR**

(76) Inventor: **Po-Chuan Tsai**, Tainan Hsien (TW)

(\*\*) Term: **14 Years**

(21) Appl. No.: **29/366,522**

(22) Filed: **Jul. 27, 2010**

(51) **LOC (9) Cl.** ..... **06-06**

(52) **U.S. Cl.** ..... **D6/498**

(58) **Field of Classification Search** ..... D6/310,  
D6/334-336, 348, 358-381, 498, 500-502;  
297/31, 239, 271.6, 11.2, 300.1-300.8, 301.2-301.7,  
297/303.3-303.5, 329, 344.19, 411.27, 411.28,  
297/440.13, 440.15, 445.1, 446.1, 446.2,  
297/452.13, 452.18, 463.1

See application file for complete search history.

(56) **References Cited**

**U.S. PATENT DOCUMENTS**

D437,513 S *	2/2001	Privatt et al.	.....	D6/498
D447,895 S *	9/2001	Chen	.....	D6/498
D448,591 S *	10/2001	Nixon et al.	.....	D6/498
D458,060 S *	6/2002	Vo	.....	D6/498
D458,776 S *	6/2002	Patton	.....	D6/498
D460,870 S *	7/2002	Van De Riet et al.	.....	D6/366
D462,846 S *	9/2002	Gasca Burges	.....	D6/366
D471,039 S *	3/2003	Chen	.....	D6/498
D475,557 S *	6/2003	Su	.....	D6/498
D482,217 S *	11/2003	Lin	.....	D6/498
D482,549 S *	11/2003	Tsai	.....	D6/498
D494,387 S *	8/2004	McDiarmid	.....	D6/498
D494,787 S *	8/2004	Fu	.....	D6/498

D505,024 S *	5/2005	Bellin	.....	D6/366
D507,436 S *	7/2005	Chao	.....	D6/498
D520,254 S *	5/2006	Kinoshita	.....	D6/366
D524,582 S *	7/2006	Tsai	.....	D6/498
D542,548 S *	5/2007	Yang	.....	D6/366
D544,732 S *	6/2007	Mazzera	.....	D6/498
D549,014 S *	8/2007	Donati	.....	D6/498
D552,385 S *	10/2007	Yeh	.....	D6/498
D560,406 S *	1/2008	Privatt et al.	.....	D6/498
D562,037 S *	2/2008	Kaloustian	.....	D6/498
D583,594 S *	12/2008	Tamara	.....	D6/498
D586,159 S *	2/2009	Chen	.....	D6/498
D613,084 S *	4/2010	Wilkinson et al.	.....	D6/366

\* cited by examiner

*Primary Examiner* — Ricky Pham

(74) *Attorney, Agent, or Firm* — Alan Kamrath; Kamrath IP Lawfirm, PA

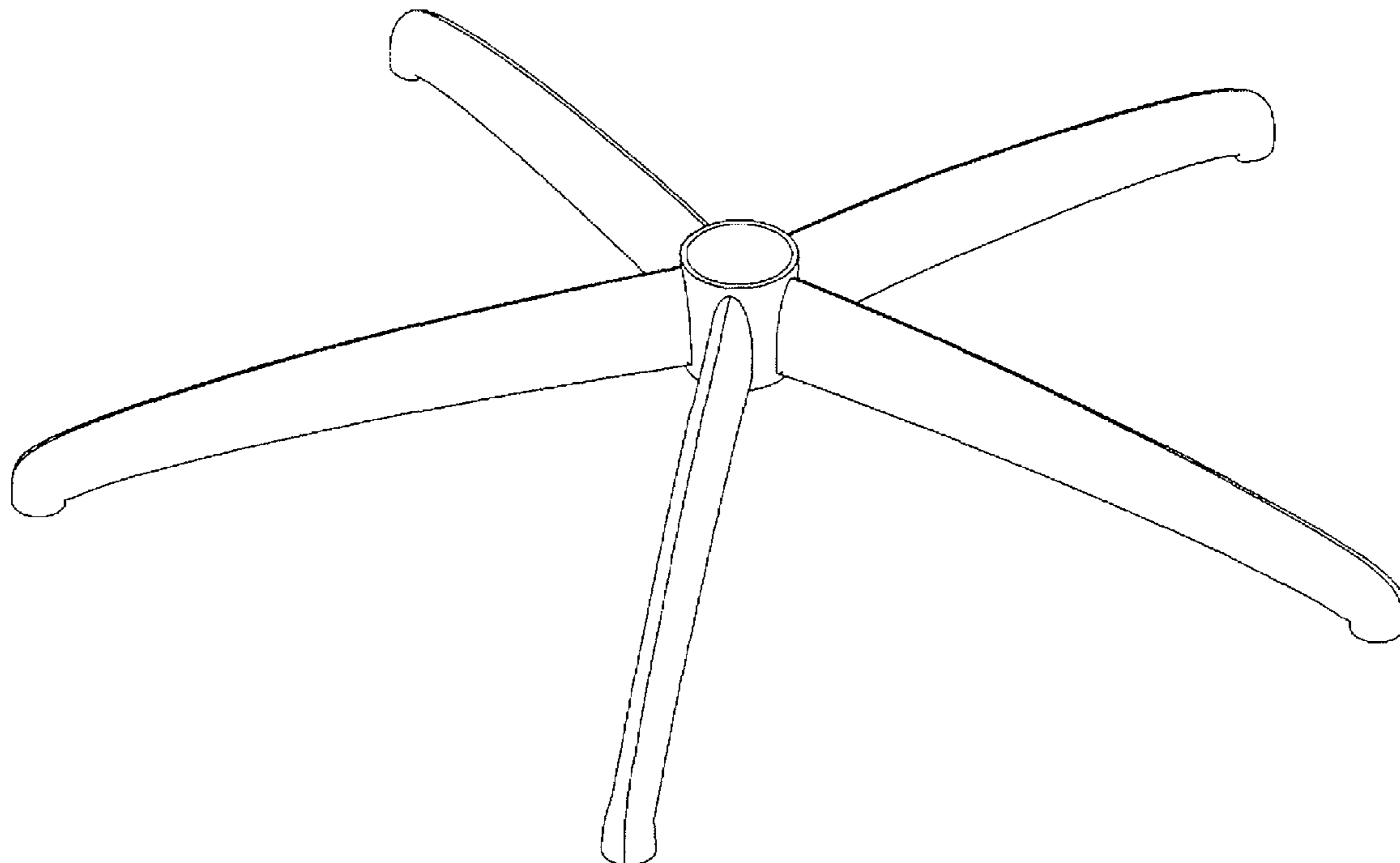
(57) **CLAIM**

The ornamental design for a leg swivel of a swivel chair, as shown and described.

**DESCRIPTION**

FIG. 1 is a perspective view of a leg swivel of a swivel chair showing my design;  
FIG. 2 is a front elevational view thereof;  
FIG. 3 is a rear elevational view thereof;  
FIG. 4 is a left side elevational view thereof;  
FIG. 5 is a right side elevational view thereof;  
FIG. 6 is a top plan view thereof; and,  
FIG. 7 is a bottom plan view thereof.

**1 Claim, 5 Drawing Sheets**



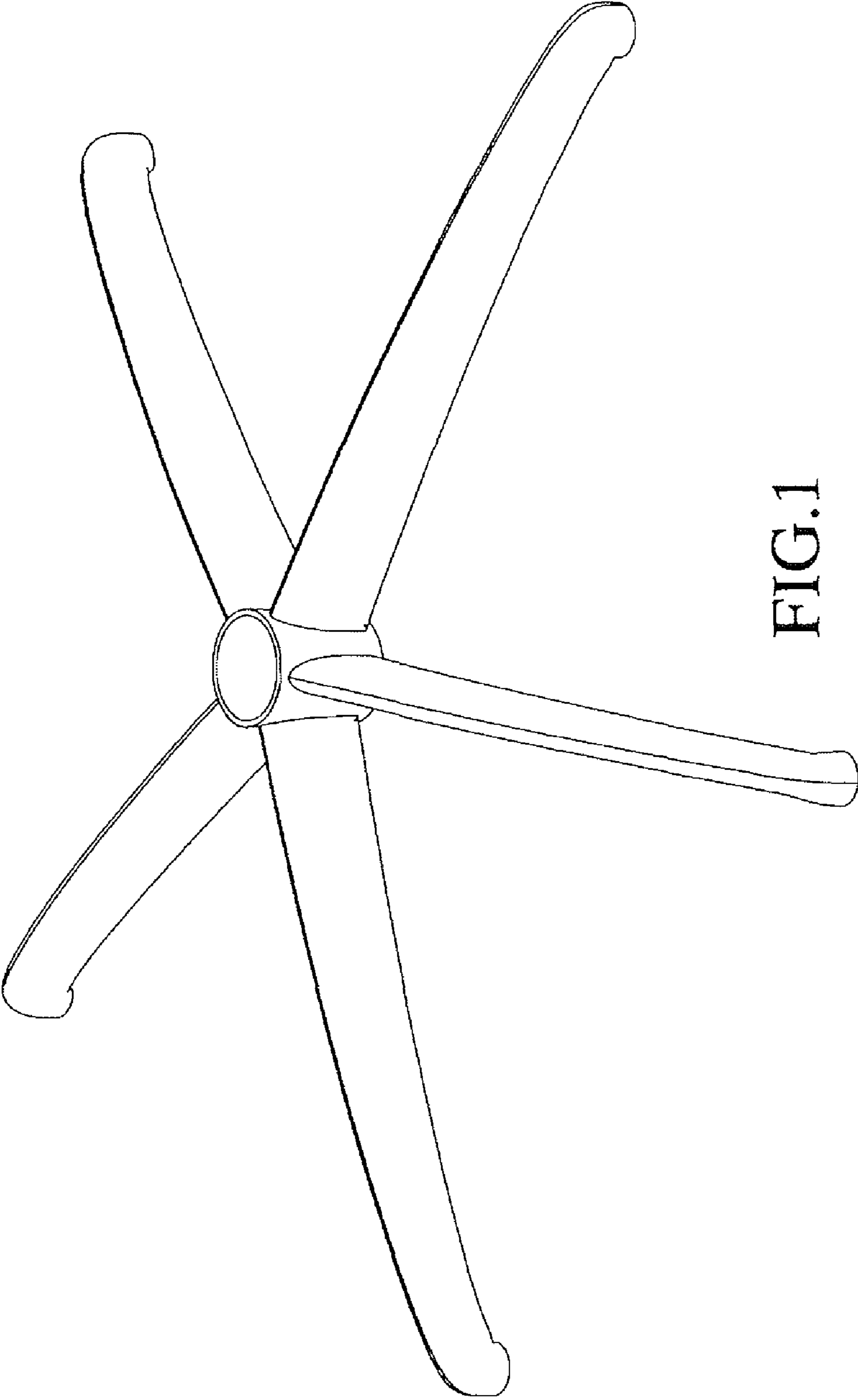


FIG.1

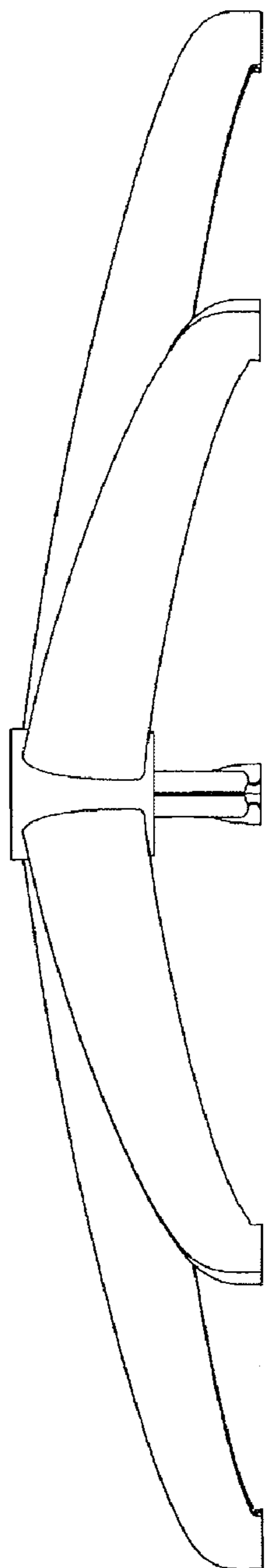


FIG. 2

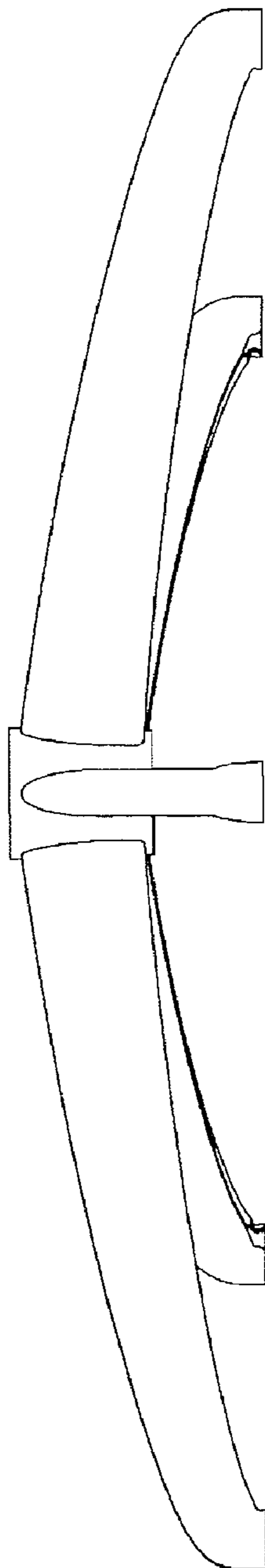


FIG. 3

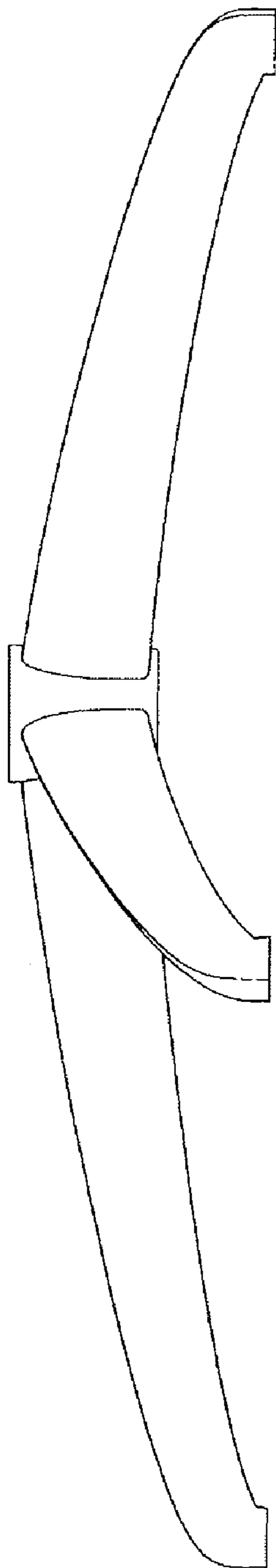


FIG. 4

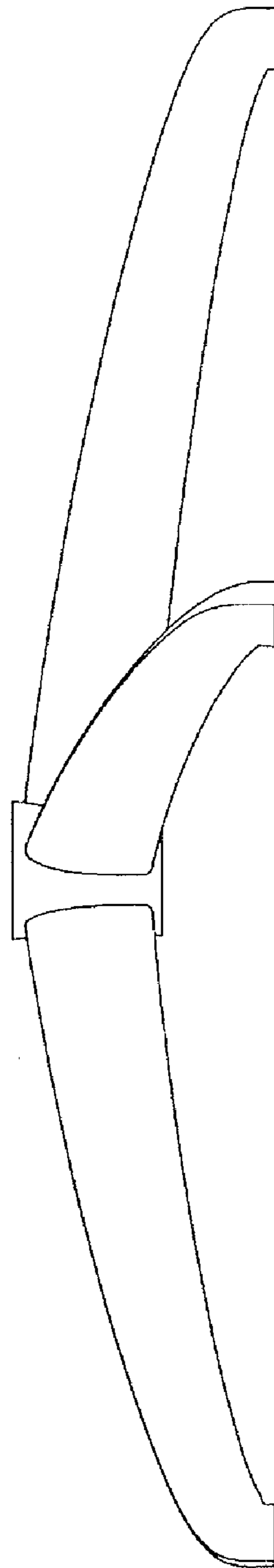


FIG. 5

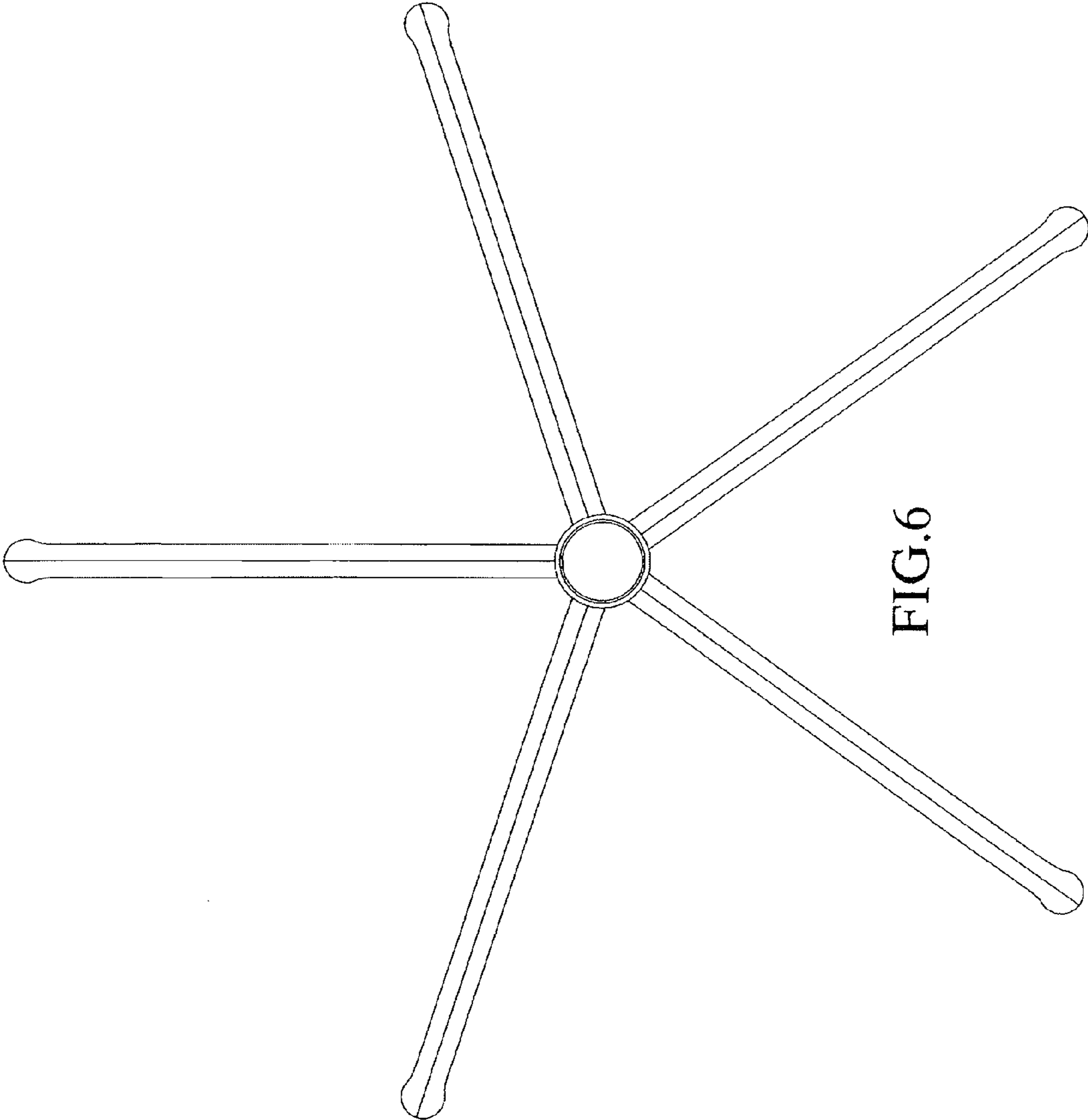


FIG.6

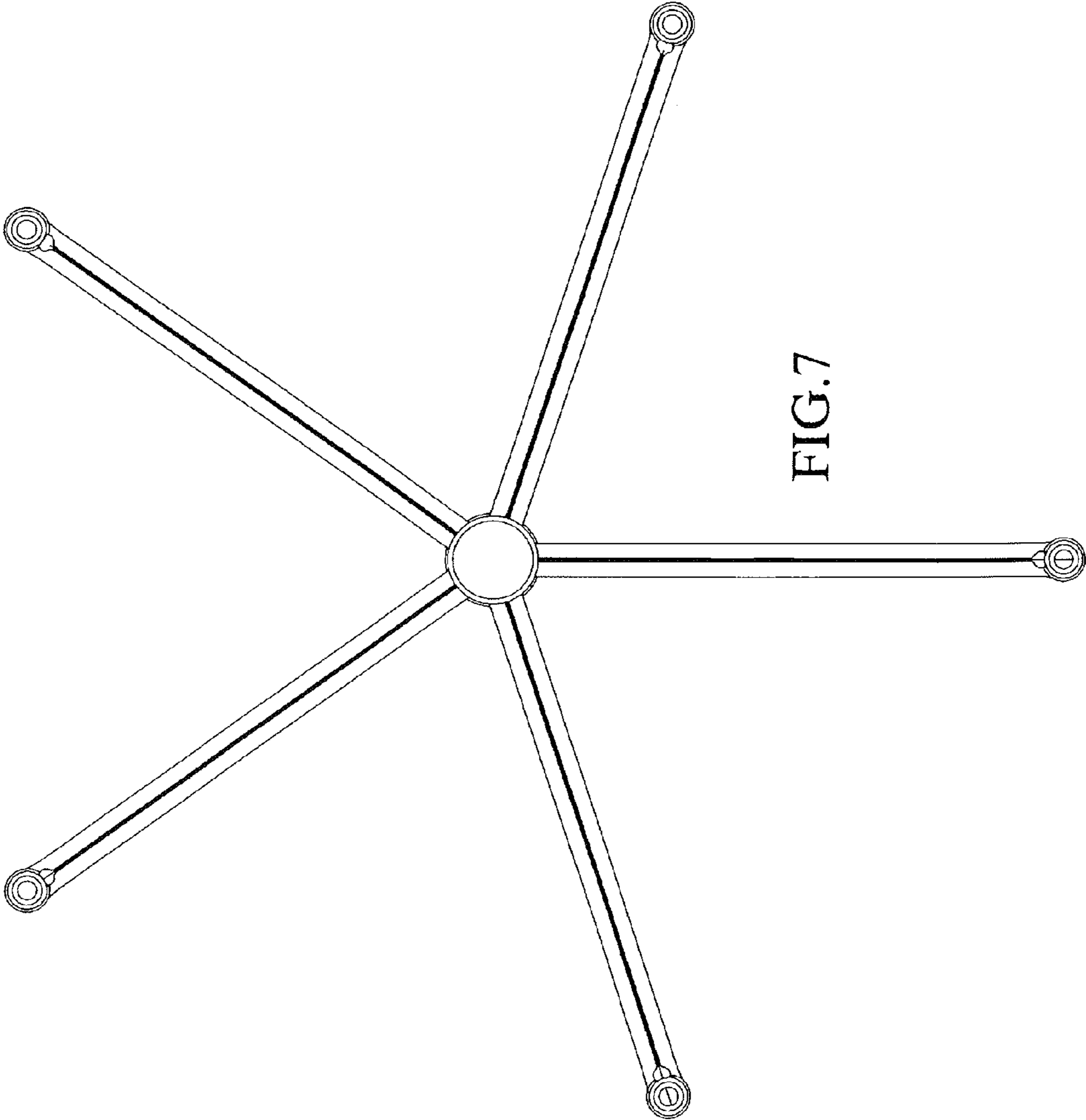


FIG. 7