



US00D653447S

(12) **United States Design Patent**
Graham

(10) **Patent No.:** **US D653,447 S**

(45) **Date of Patent:** **** Feb. 7, 2012**

(54) **EYEGLASS CADDY**

(76) Inventor: **Gary Graham**, Glacier, WA (US)

(**) Term: **14 Years**

(21) Appl. No.: **29/379,735**

(22) Filed: **Nov. 23, 2010**

(51) **LOC (9) Cl.** **03-01**

(52) **U.S. Cl.** **D3/265**

(58) **Field of Classification Search** D3/263,
D3/265, 268, 303, 219, 220, 207, 202, 201;
206/5, 6, 203.5; 220/326; 351/63; 224/673
See application file for complete search history.

(56) **References Cited**

U.S. PATENT DOCUMENTS

636,811	A *	11/1899	Kirstein	206/5
1,834,419	A *	12/1931	Pratt	206/5
D179,271	S *	11/1956	Stegeman	D3/265
3,994,391	A	11/1976	Holland		
4,000,810	A	1/1977	Leblanc		
D251,084	S *	2/1979	Marks	D3/265
4,267,923	A *	5/1981	Baratelli et al.	206/5
D299,683	S *	2/1989	Marks	D3/265
D300,985	S *	5/1989	Marks	D3/265
D301,085	S *	5/1989	Marks	D3/265
D308,752	S *	6/1990	Hall	D3/265
D333,561	S *	3/1993	Paulenco	D3/265
D336,564	S *	6/1993	Kidd	D3/265
D343,402	S	1/1994	Scoppettone		
5,423,419	A	6/1995	Wentz et al.		

5,590,760	A	1/1997	Astarb		
5,687,837	A	11/1997	Seiler		
D411,347	S *	6/1999	Newcomer	D3/265
D428,252	S *	7/2000	Au et al.	D3/265
D617,555	S *	6/2010	Westphal	D3/265

OTHER PUBLICATIONS

Homeliving, "Genuine Leather Eyeglass/Cell Phone Case,"
HomelivingStyle.com.

* cited by examiner

Primary Examiner — Holly Baynham

Assistant Examiner — Michelle E Wilson

(74) *Attorney, Agent, or Firm* — Dwayne E. Rogge; Hughes
Law Firm, PLLC

(57) **CLAIM**

The design for an eyeglass caddy, as shown in the accompanying drawings.

DESCRIPTION

FIG. 1 is a front elevational view of an eyeglass caddy;
FIG. 2 is a left side elevational view thereof;
FIG. 3 is a right side elevational view thereof;
FIG. 4 is a rear elevational view thereof;
FIG. 5 is a top plan view thereof; and,
FIG. 6 is a bottom plan view thereof.

The broken line showing of a pair of glasses is included for the purpose of illustrating environment and forms no part of the claimed design.

1 Claim, 2 Drawing Sheets

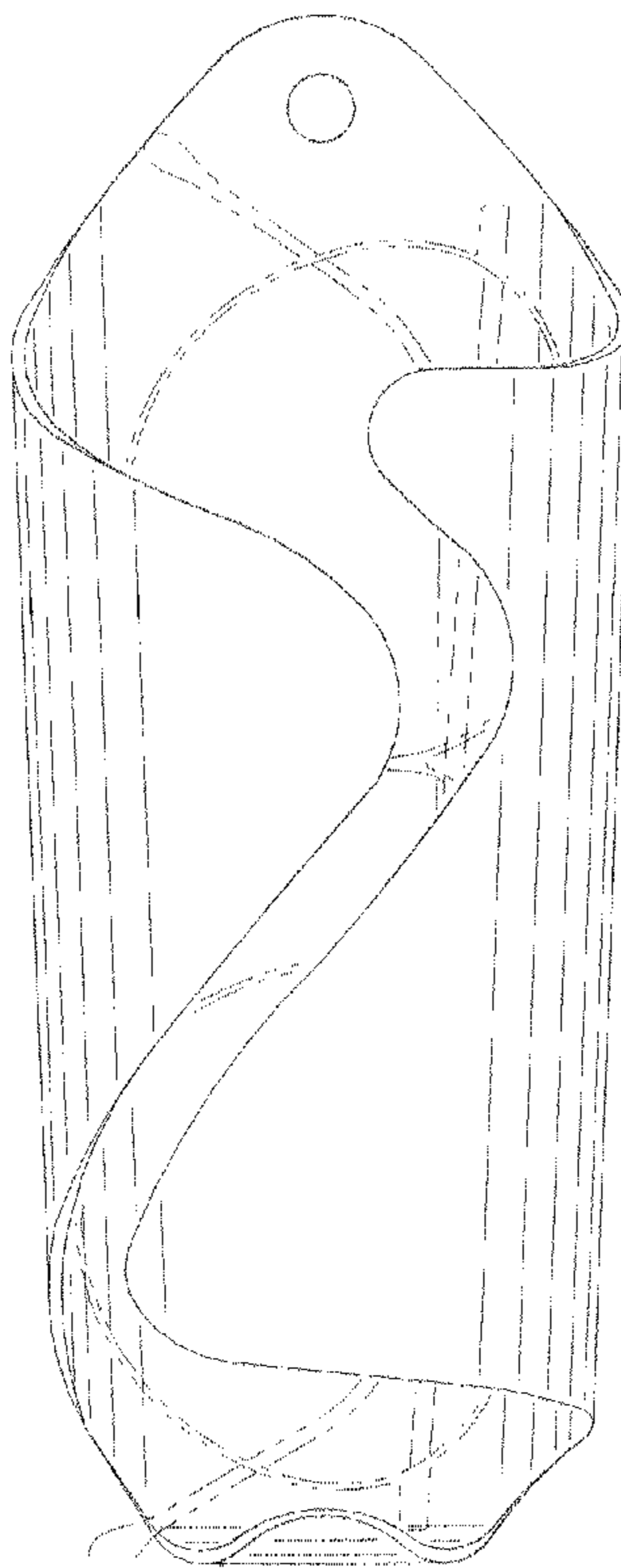


FIG. 1

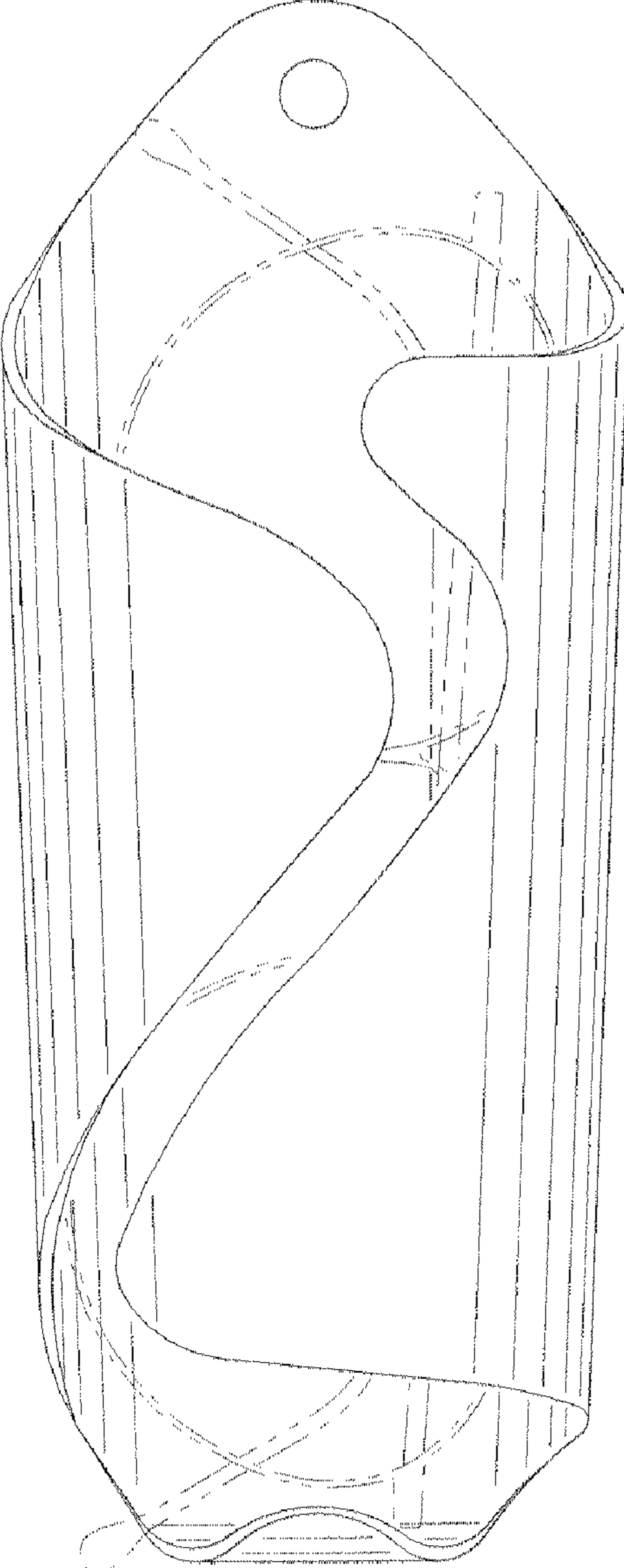


FIG. 2

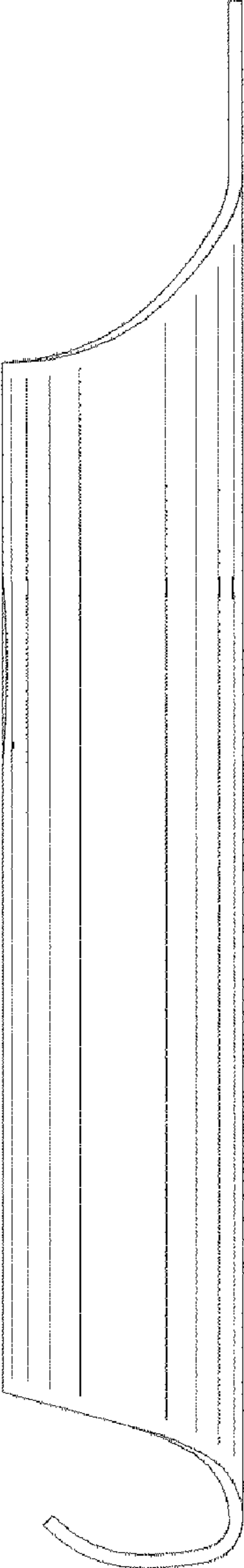


FIG. 3




FIG. 4




FIG. 5

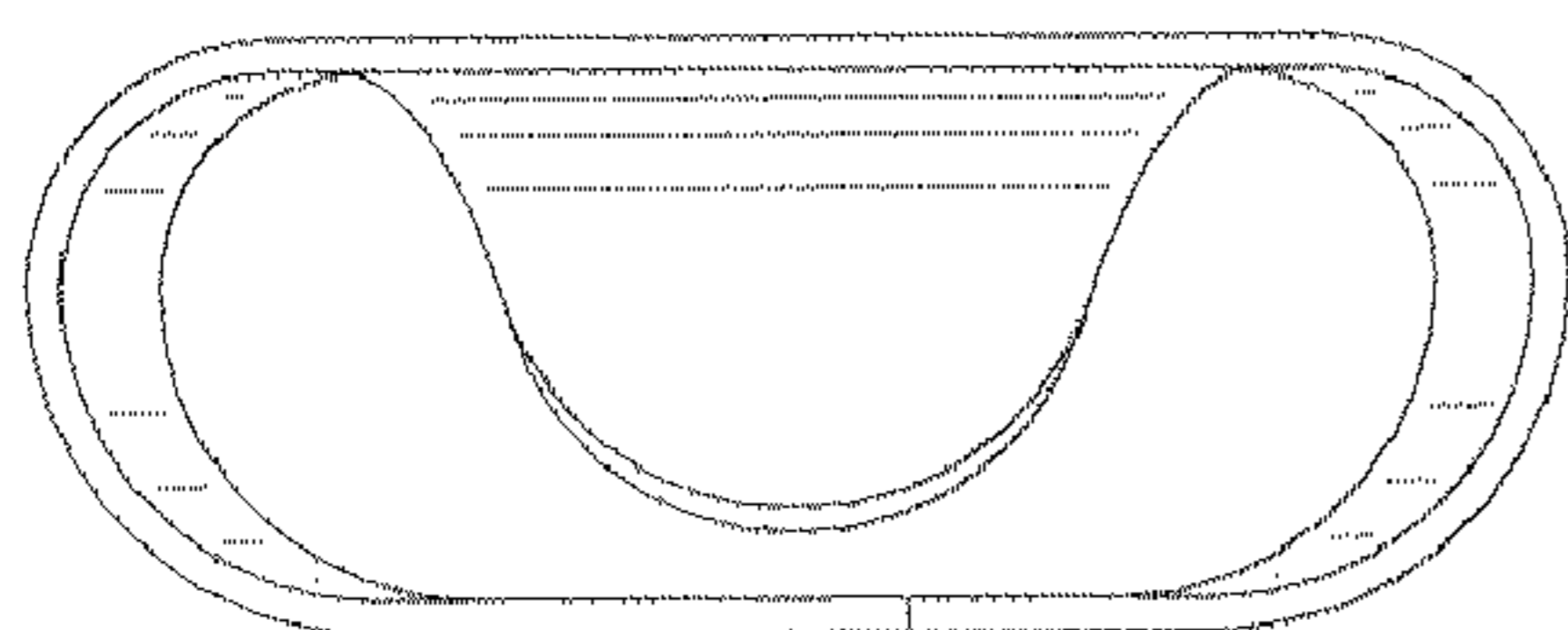


FIG. 6

