



US00D653427S

(12) **United States Design Patent**
Wong

(10) **Patent No.:** **US D653,427 S**
(45) **Date of Patent:** **** Feb. 7, 2012**

(54) **GLOVE**

(75) Inventor: **Mark A. Wong**, Camas, WA (US)

(73) Assignee: **NIKE, Inc.**, Beaverton, OR (US)

(**) Term: **14 Years**

(21) Appl. No.: **29/402,018**

(22) Filed: **Sep. 19, 2011**

(51) **LOC (9) Cl.** **02-06**

(52) **U.S. Cl.** **D2/619; D29/123**

(58) **Field of Classification Search** D2/610,
D2/611, 612, 613, 614, 615, 616, 617, 618,
D2/619, 620, 621, 623; D29/113, 115, 116.2,
D29/116.3, 117.1, 117.2, 123; 2/16, 20,
2/21, 159, 160, 163, 169, 907, 910, 917
See application file for complete search history.

(56) **References Cited**

U.S. PATENT DOCUMENTS

450,715 A	4/1891	Lee	
531,386 A	12/1894	Raymond	
966,641 A *	8/1910	Atkison	30/123.5
D174,067 S	2/1955	Sunkees	
D285,742 S	9/1986	Tirinen	
D287,424 S	12/1986	Berlese	
D288,981 S	3/1987	Hale	
4,768,234 A	9/1988	Yamamoto	
D328,369 S	7/1992	Hong	
D332,845 S	1/1993	Johnston	
D336,562 S *	6/1993	Chin	D2/619
D341,703 S *	11/1993	Hatfield et al.	D2/973
D346,046 S	4/1994	Guilbault	
5,511,243 A	4/1996	Hall et al.	
D377,414 S *	1/1997	Hatfield	D2/972
D391,070 S *	2/1998	Ford	D2/972
D391,753 S *	3/1998	Cooper	D2/972
D393,934 S	4/1998	Harvey	
D395,536 S	6/1998	Vargas	

D401,387 S *	11/1998	Chamberlain	D2/623
D411,249 S *	6/1999	Maxwell	D2/972
5,953,751 A *	9/1999	Kobren	2/16
D423,768 S *	5/2000	Hewett	D2/969
D424,283 S *	5/2000	Snyder	D2/908
6,088,835 A *	7/2000	Perkins et al.	2/161.1
D448,123 S *	9/2001	Yoo	D29/116.2
D461,620 S *	8/2002	Bevier	D2/623
D468,074 S	1/2003	Votel	
D500,199 S *	12/2004	Clegg	D2/972
D513,828 S	1/2006	Bevier	

(Continued)

FOREIGN PATENT DOCUMENTS

EM 000220983-0028 * 12/2004

(Continued)

OTHER PUBLICATIONS

Nike Apparel Catalog, ACG: Fall 2010, p. 13, published Nov. 2009, Nike, Inc., USA.

(Continued)

Primary Examiner — Karen E Eldridge Powers

(74) *Attorney, Agent, or Firm* — Banner & Witcoff, Ltd.

(57) **CLAIM**

The ornamental design for a glove, as shown and described.

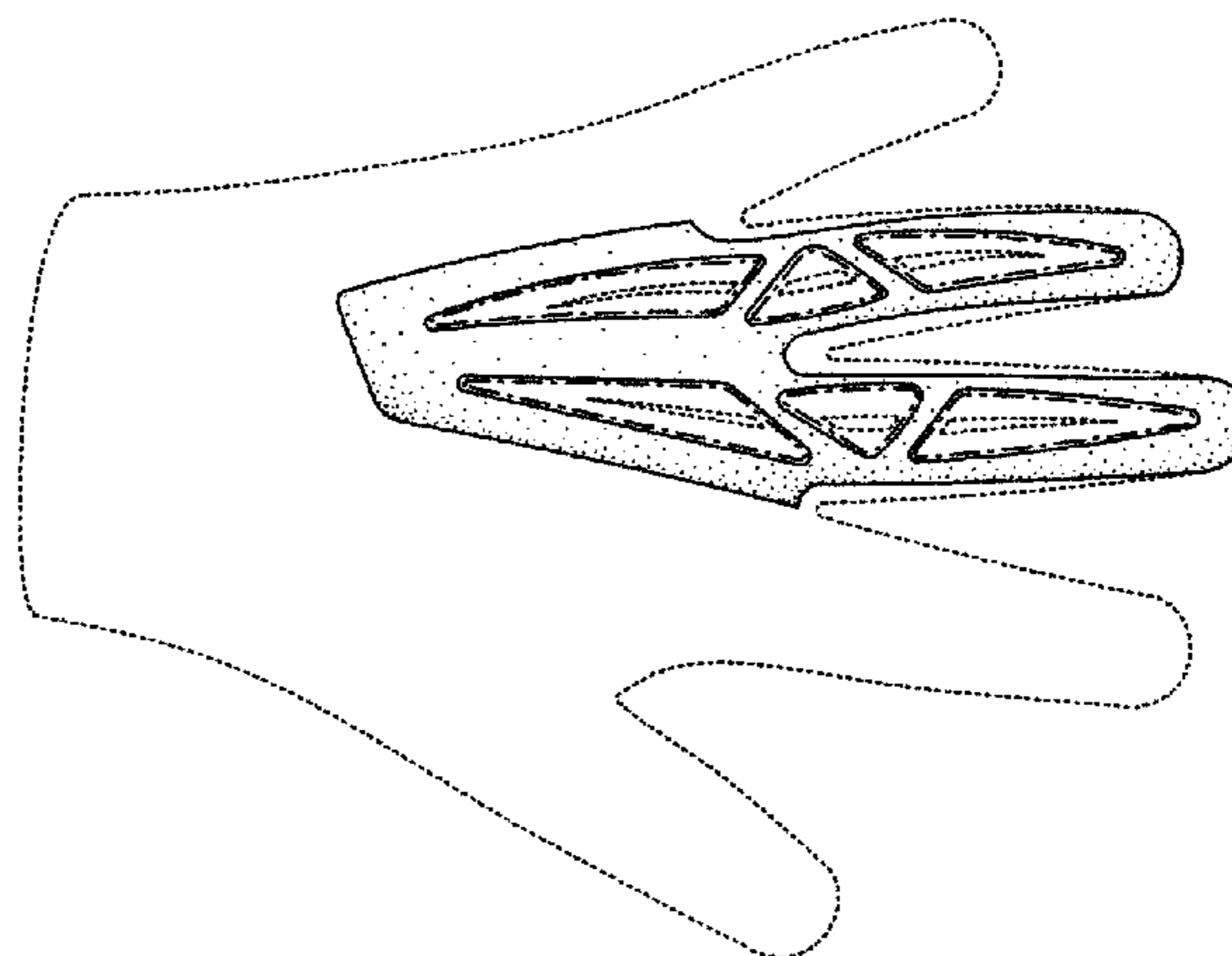
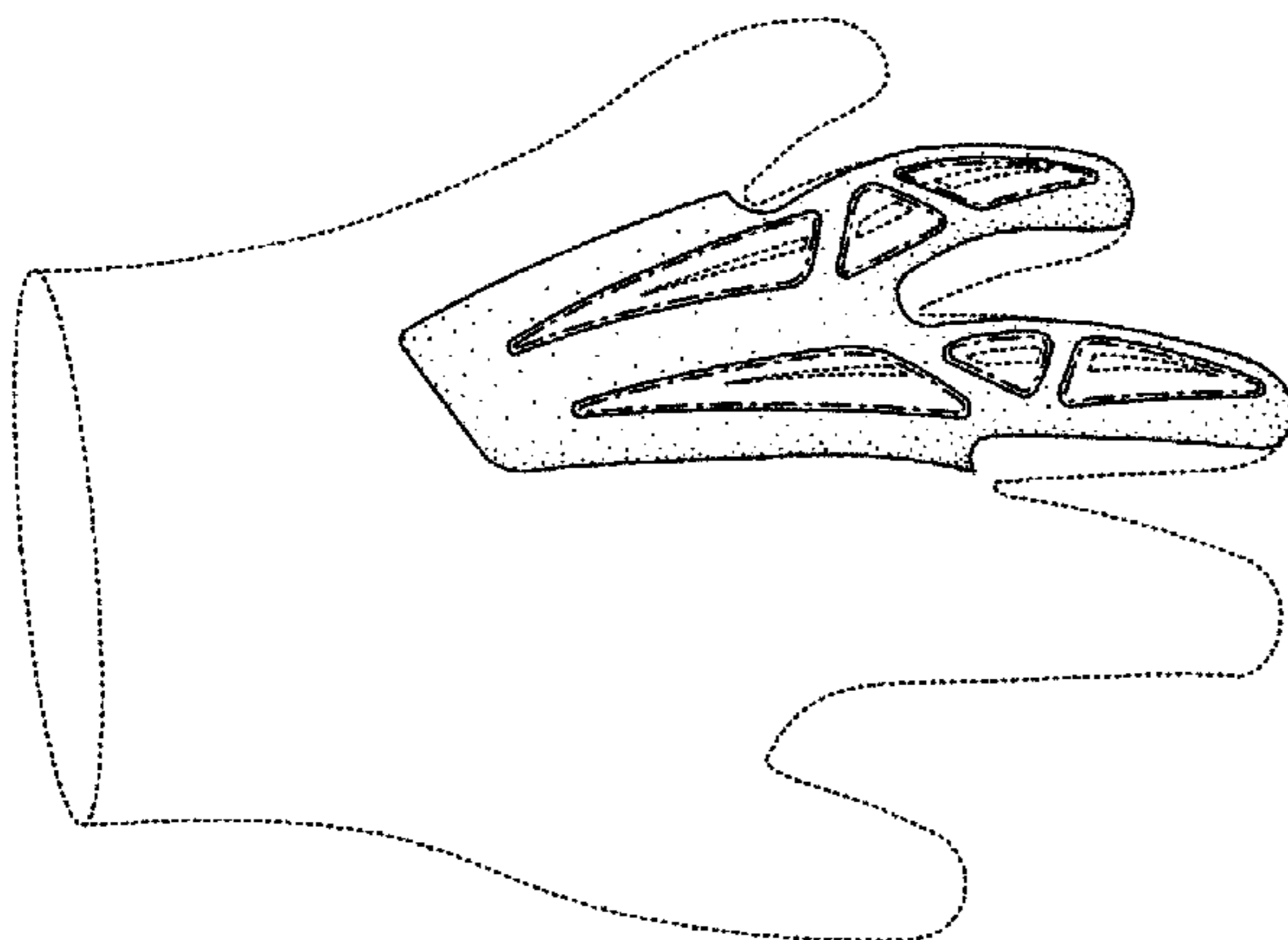
DESCRIPTION

FIG. 1 is a top perspective view of a glove showing my new design; and,

FIG. 2 is a top plan view thereof.

The uneven length broken lines forming the six unshaded regions that are surrounded by the shaded region represent unclaimed boundaries of the design. The even length broken lines illustrate those parts of the article that form no part of the claimed design.

1 Claim, 2 Drawing Sheets



US D653,427 S

Page 2

U.S. PATENT DOCUMENTS

D515,783 S 2/2006 Mattesky
D516,277 S 3/2006 Mattesky
D522,715 S 6/2006 Kishihara et al.
D531,397 S * 11/2006 Smith D2/972
D554,355 S 11/2007 Goldman
D560,327 S 1/2008 Caldera
D608,978 S 2/2010 Votel
D609,861 S 2/2010 Fitzgerald et al.
D619,305 S * 7/2010 Fitzgerald et al. D29/113
D621,553 S 8/2010 Fitzgerald et al.
D625,051 S 10/2010 Fitzgerald et al.
D629,570 S 12/2010 Kanemitsu et al.
D635,736 S * 4/2011 Warman D2/615
D635,737 S * 4/2011 Ash et al. D2/617
D638,621 S * 5/2011 Mayden D2/972
2008/0078010 A1* 4/2008 Micheloni 2/160
2010/0071114 A1* 3/2010 Jaeger 2/161.6

FOREIGN PATENT DOCUMENTS

EM 000803168-0001 * 11/2007

OTHER PUBLICATIONS

Nike Apparel Catalog, Athletic Dept. : Fall 2010, p. 41, published
Nov. 2009, Nike, Inc., USA.

Nike Apparel Catalog, Men's Performance : Holiday 2010, p. 97,
published Feb. 2010, Nike, Inc., USA.

Nike Equipment Catalog, Soccer : Holiday 2010, pp. 89 and 94,
published Feb. 2010, Nike, Inc., USA.

Nike Equipment Catalog, Soccer : Spring 2010, pp. 78 and 79,
published May 2009, Nike, Inc., USA.

* cited by examiner

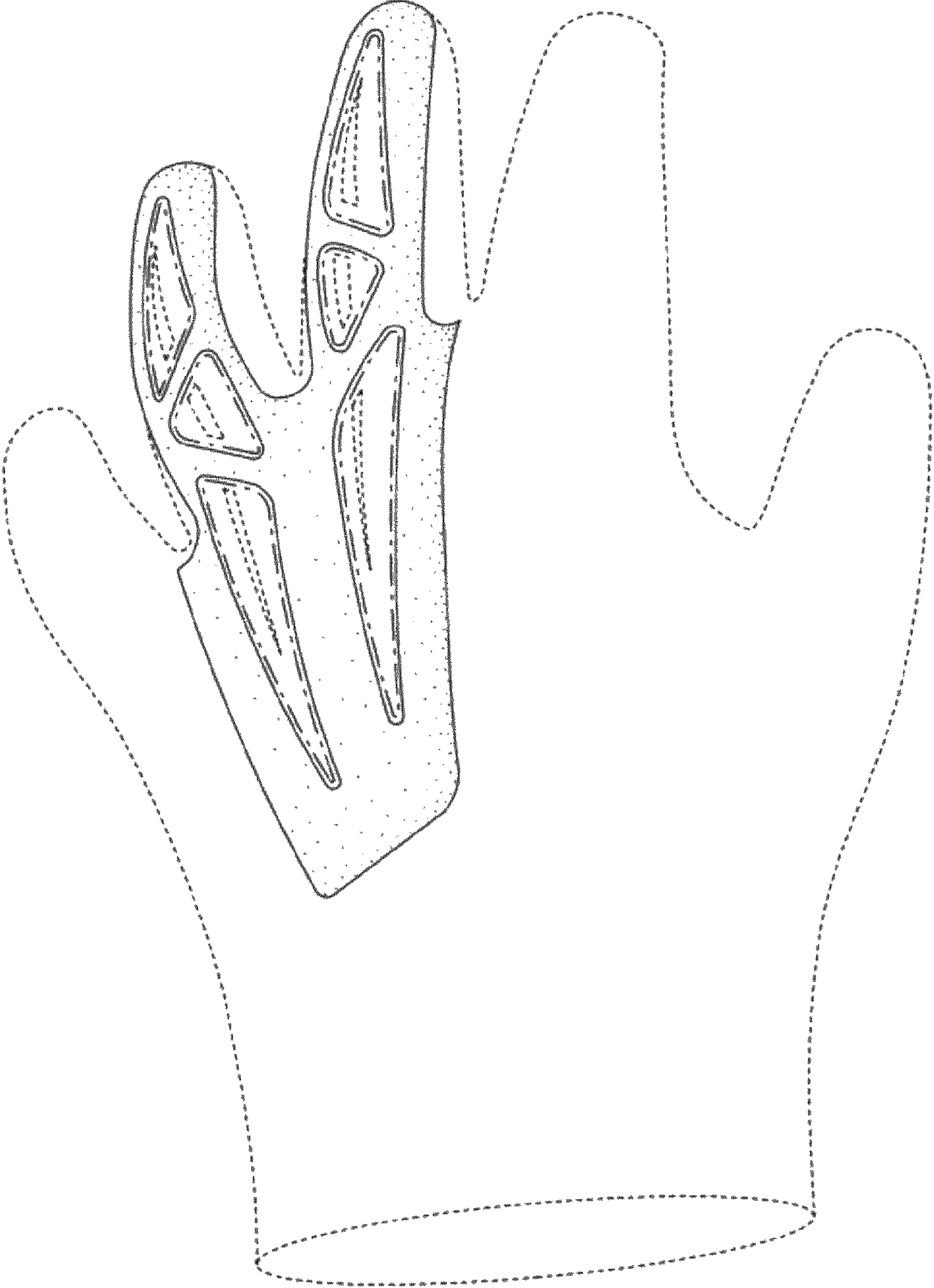


FIG. 1

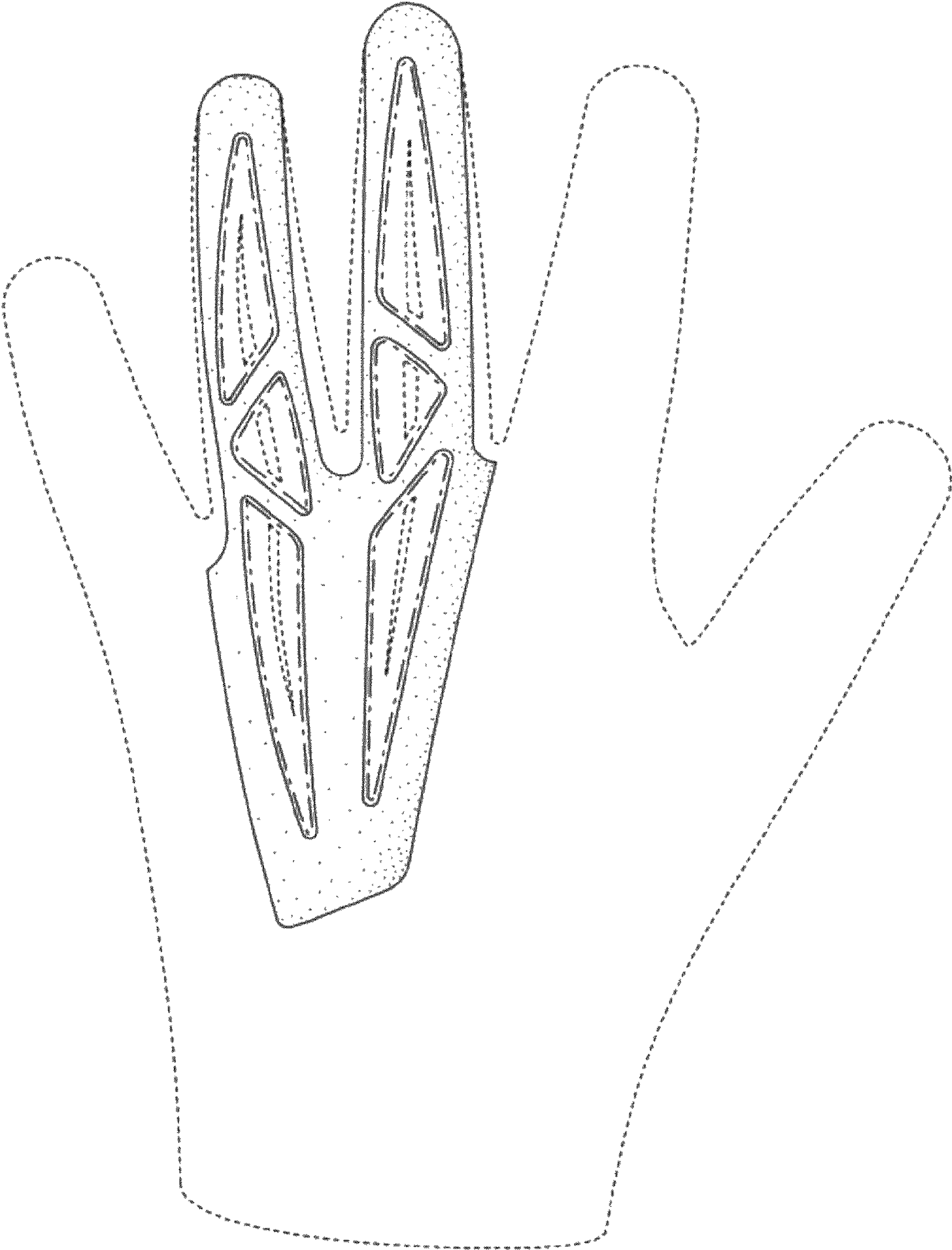


FIG. 2