



US00D653420S

(12) **United States Design Patent**
Rohan et al.

(10) **Patent No.:** **US D653,420 S**
(45) **Date of Patent:** **** Jan. 31, 2012**

(54) **SELF-SERVICE TERMINAL**

(75) Inventors: **Charles G. V. Rohan**, Edinburgh (GB);
Stephen W. Swaine, Crieff (GB); **Lynne M. Coventry**, Dundee (GB); **David C. McGinn**, Grange (GB); **Andrew Colley**, Dundee (GB); **Philip N. Day**, Fife (GB);
Steven J. Birnie, Dundee (GB)

(73) Assignee: **NCR Corporation**, Duluth, GA (US)

(**) Term: **14 Years**

(21) Appl. No.: **29/375,994**

(22) Filed: **Sep. 30, 2010**

Related U.S. Application Data

(62) Division of application No. 29/329,628, filed on Dec. 18, 2008.

(51) **LOC (9) Cl.** **20-01**

(52) **U.S. Cl.** **D99/28; D14/307; D14/900; D14/901; D14/902**

(58) **Field of Classification Search** **D14/302-307, D14/129, 900-902; D13/163; D18/4.1-4.6; D21/329, 332, 325, 369, 370; D99/28; 361/679.1, 361/679.02, 679.04, 679.21, 679.57, 724; 194/206; 235/379; 271/164; 705/43, 715**
See application file for complete search history.

(56) **References Cited**

U.S. PATENT DOCUMENTS

3,897,901	A	*	8/1975	Grosswiller et al.	109/24.1
D238,429	S	*	1/1976	Hermann	D99/28
4,435,243	A	*	3/1984	Azeez et al.	156/361
D319,135	S	*	8/1991	Feger et al.	D99/28
D360,735	S	*	7/1995	Hall	D99/28
D360,739	S	*	7/1995	Hall	D99/28
D411,905	S	*	7/1999	Molander et al.	D99/28

D437,468	S	*	2/2001	Fukutake et al.	D99/28
D444,608	S	*	7/2001	Kit	D99/28
D481,518	S	*	10/2003	Magee et al.	D99/28
D485,417	S	*	1/2004	Magee et al.	D99/28
D487,834	S	*	3/2004	Zerman et al.	D99/28
D488,280	S	*	4/2004	Zerman et al.	D99/28
D492,080	S	*	6/2004	Magee et al.	D99/28
D492,081	S	*	6/2004	Magee et al.	D99/28
D500,905	S	*	1/2005	Magee et al.	D99/28
D505,240	S	*	5/2005	Swaine et al.	D99/28
D530,880	S	*	10/2006	Magee et al.	D99/28
D538,505	S	*	3/2007	Kang et al.	D99/28
D540,004	S	*	4/2007	Kang et al.	D99/28
D558,425	S	*	12/2007	Dias	D99/28
D596,374	S	*	7/2009	Kang et al.	D99/28
7,721,950	B1	*	5/2010	Graef et al.	235/379
7,782,600	B2	*	8/2010	MacDonald	361/679.21

* cited by examiner

Primary Examiner — Cathron Brooks

Assistant Examiner — Deanna Fluegeman

(74) *Attorney, Agent, or Firm* — Paul W. Martin

(57) **CLAIM**

The ornamental design for a self-service terminal, as shown and described.

DESCRIPTION

FIG. 1 is a front view of a self-service terminal showing our new design;

FIG. 2 is a rear view of the self-service terminal of FIG. 1;

FIG. 3 is a side view, taken from the right side of FIG. 1;

FIG. 4 is a side view, taken from the left side of FIG. 1;

FIG. 5 is a top view of the self-service terminal of FIG. 1; and,

FIG. 6 is a perspective view of the front-most portion of the self-service terminal of FIG. 1, shown separately and enlarged for completeness of illustration.

Broken lines illustrate unclaimed portions of the self-service terminal and form no part of the claimed design.

1 Claim, 6 Drawing Sheets

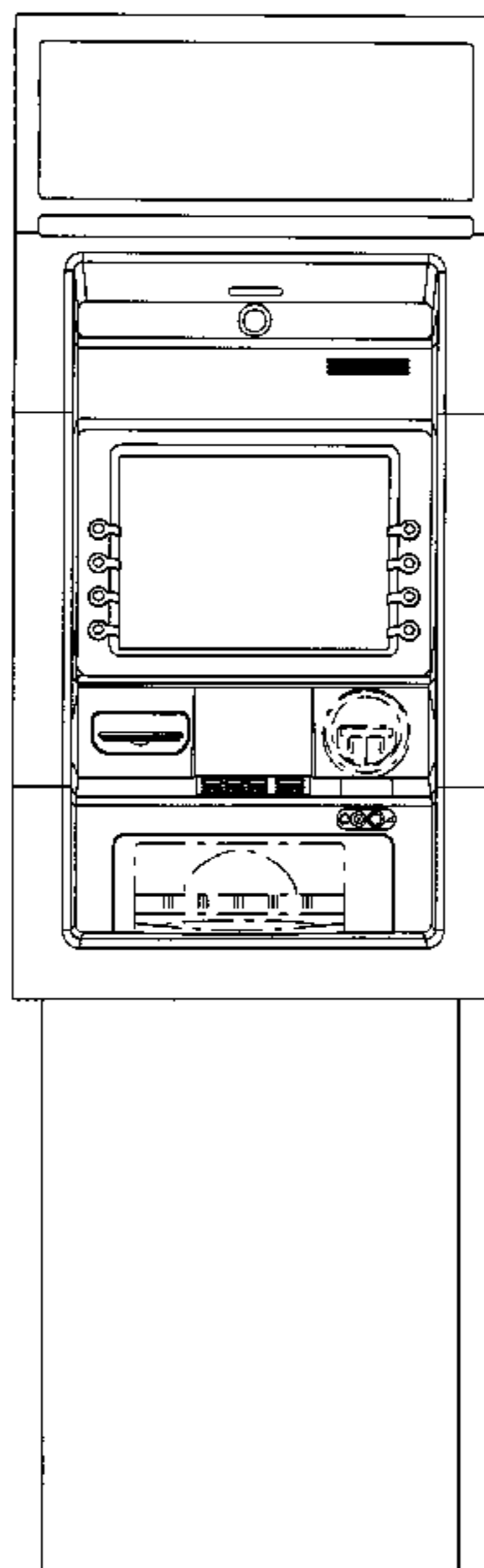
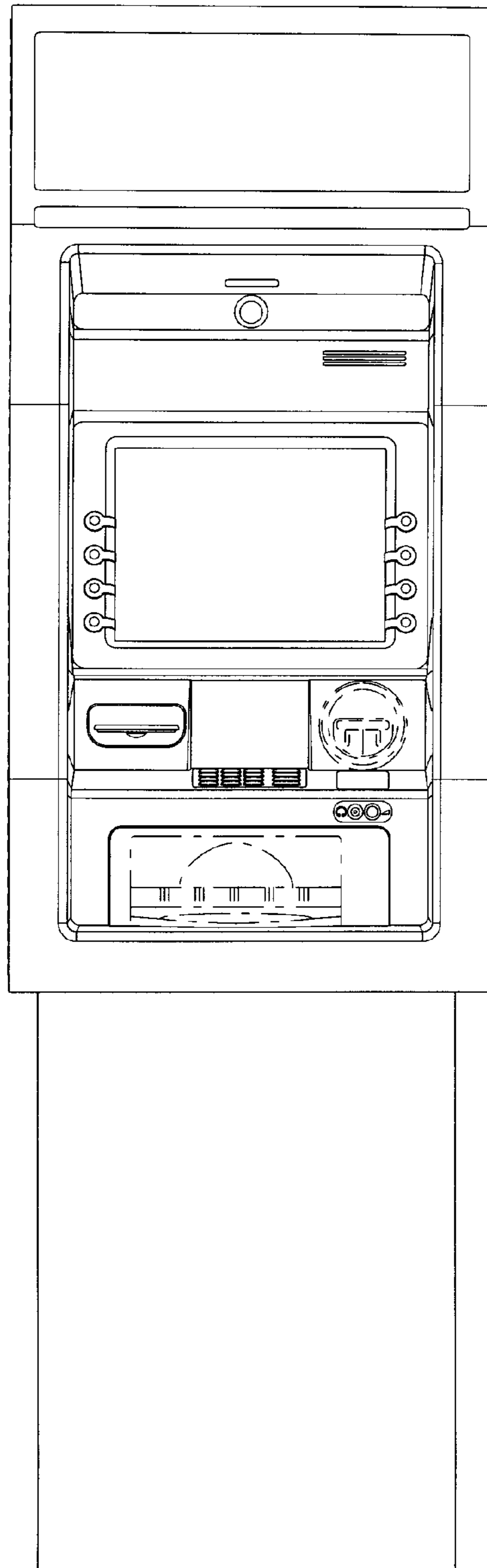


FIG. 1






FIG. 2

FIG. 3




FIG. 4





FIG. 5



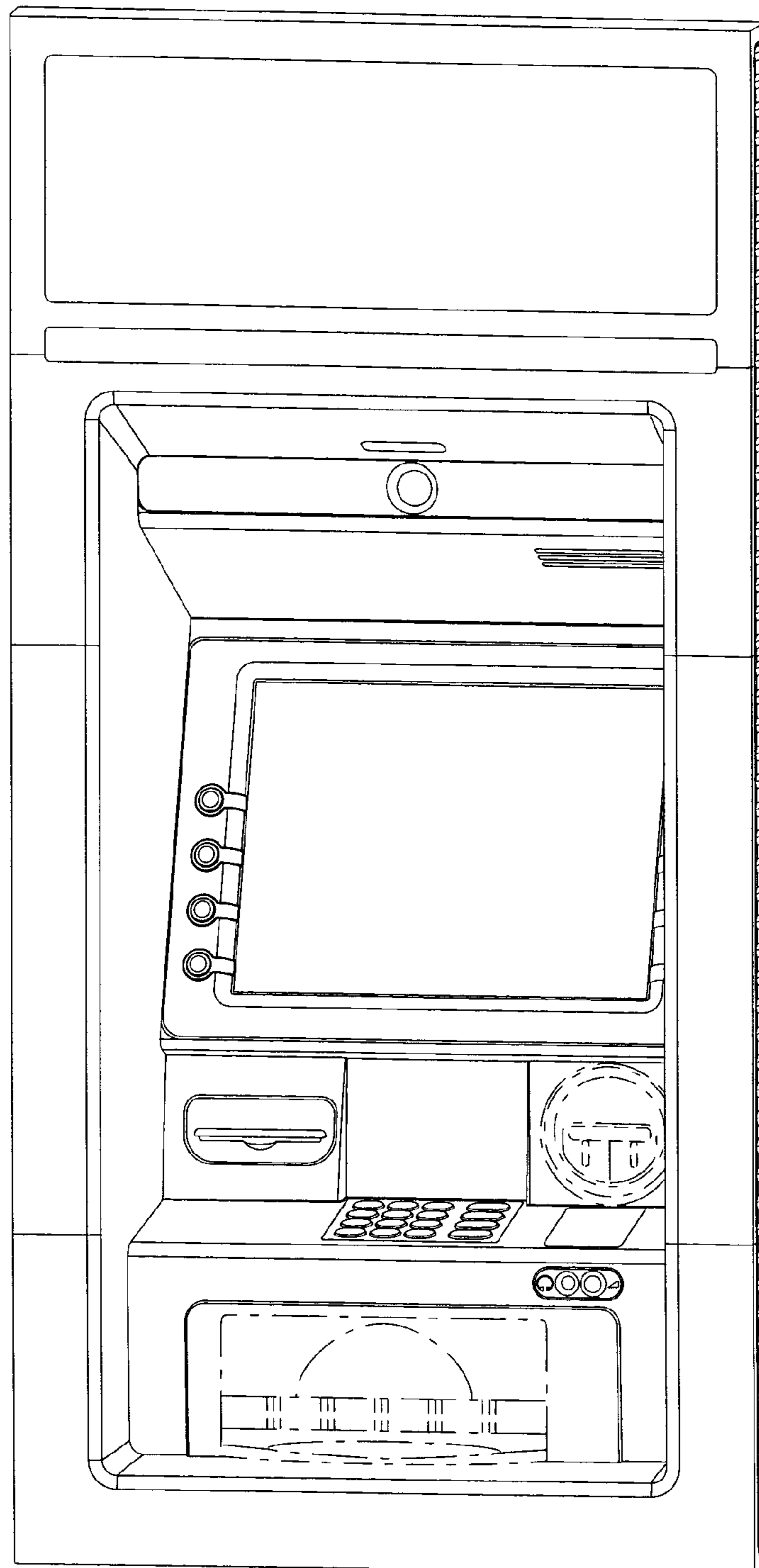


FIG. 6