



US00D653419S

(12) **United States Design Patent**
Rohan et al.

(10) **Patent No.:** **US D653,419 S**
(45) **Date of Patent:** **** Jan. 31, 2012**

(54) **SELF-SERVICE TERMINAL**

(75) Inventors: **Charles G. V. Rohan**, Edinburgh (GB);
Stephen W. Swaine, Crieff (GB); **Lynne M. Coventry**, Dundee (GB); **David C. McGinn**, Grange (GB); **Andrew Colley**, Dundee (GB); **Philip N. Day**, Fife (GB);
Steven J. Birnie, Dundee (GB)

(73) Assignee: **NCR Corporation**, Duluth, GA (US)

(**) Term: **14 Years**

(21) Appl. No.: **29/375,990**

(22) Filed: **Sep. 30, 2010**

Related U.S. Application Data

(62) Division of application No. 29/329,628, filed on Dec. 18, 2008.

(51) **LOC (9) Cl.** **20-01**

(52) **U.S. Cl.** **D99/28; D14/307; D14/900; D14/901; D14/902**

(58) **Field of Classification Search** **D14/302-307, D14/129, 900-902; D13/163; D18/4.1-4.6; D21/329, 332, 325, 369, 370; D99/28; 361/679.1, 361/679.02, 679.04, 679.21, 679.57, 724; 194/206; 235/379; 271/164; 705/43, 715**
See application file for complete search history.

(56) **References Cited**

U.S. PATENT DOCUMENTS

3,897,901 A * 8/1975 Grosswiller et al. 109/24.1
D238,429 S * 1/1976 Hermann D99/28
4,435,243 A * 3/1984 Azeez et al. 156/361
D319,135 S * 8/1991 Feger et al. D99/28

D360,735 S * 7/1995 Hall D99/28
D360,739 S * 7/1995 Hall D99/28
D411,905 S * 7/1999 Molander et al. D99/28
D444,608 S * 7/2001 Kit D99/28
D481,518 S * 10/2003 Magee et al. D99/28
D485,417 S * 1/2004 Magee et al. D99/28
D487,834 S * 3/2004 Zerman et al. D99/28
D488,280 S * 4/2004 Zerman et al. D99/28
D492,082 S * 6/2004 Magee et al. D99/28
D505,240 S * 5/2005 Swaine et al. D99/28
D558,425 S * 12/2007 Dias D99/28
7,721,950 B1 * 5/2010 Graef et al. 235/379
7,782,600 B2 * 8/2010 MacDonald 361/679.21
D623,375 S * 9/2010 Douglass et al. D99/28

* cited by examiner

Primary Examiner — Cathron Brooks

Assistant Examiner — Deanna Fluegeman

(74) *Attorney, Agent, or Firm* — Paul W. Martin

(57) **CLAIM**

The ornamental design for a self-service terminal, as shown and described.

DESCRIPTION

FIG. 1 is a front view of a self-service terminal showing our new design;
FIG. 2 is a rear view of the self-service terminal of FIG. 1;
FIG. 3 is a side view, taken from the right side of FIG. 1;
FIG. 4 is a side view, taken from the left side of FIG. 1;
FIG. 5 is a top view of the self-service terminal of FIG. 1; and,
FIG. 6 is a perspective view of the front-most portion of the self-service terminal of FIG. 1, shown separately and enlarged for completeness of illustration.

Broken lines illustrate unclaimed portions of the self-service terminal and form no part of the claimed design.

1 Claim, 6 Drawing Sheets

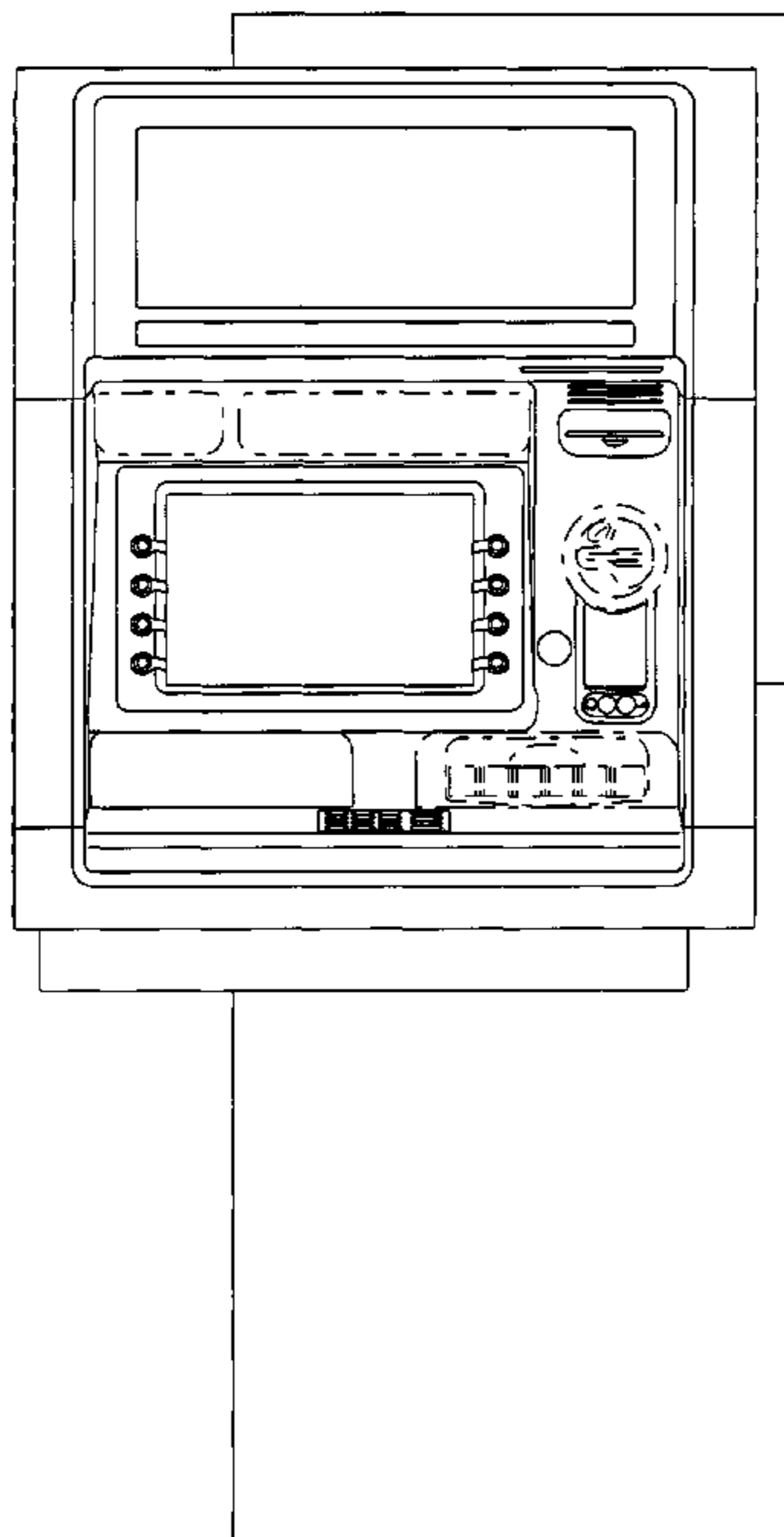


FIG. 1

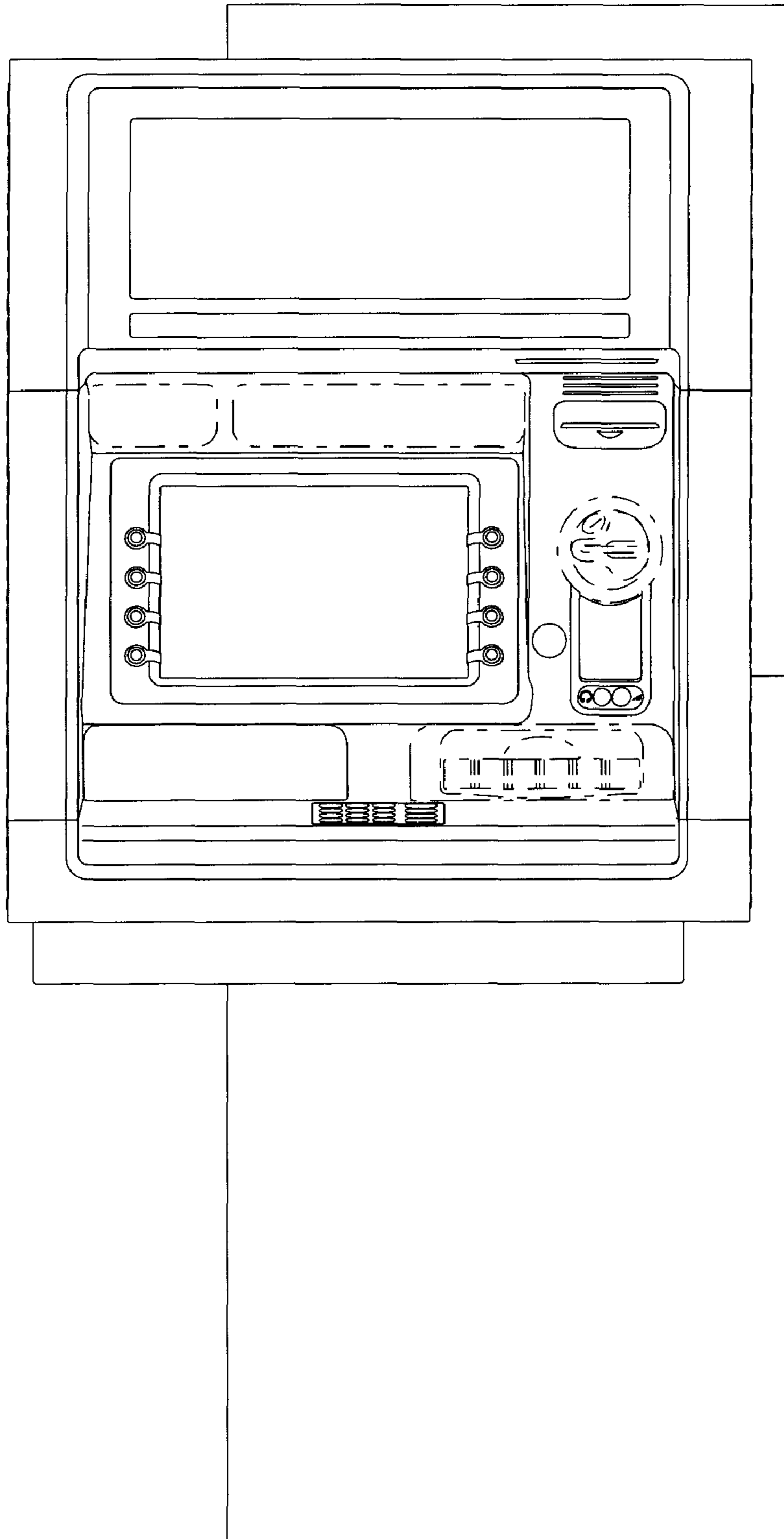


FIG. 2

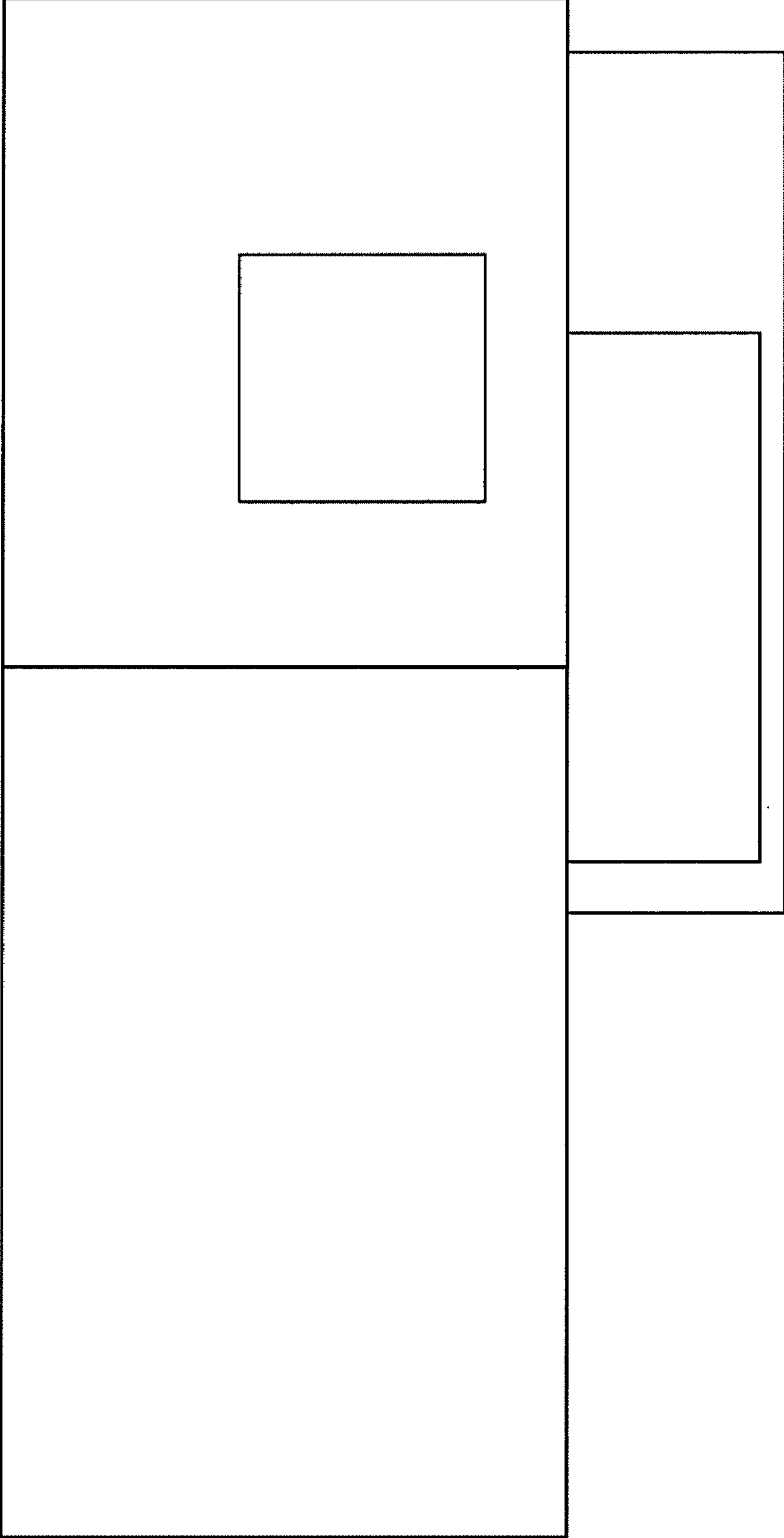


FIG. 3

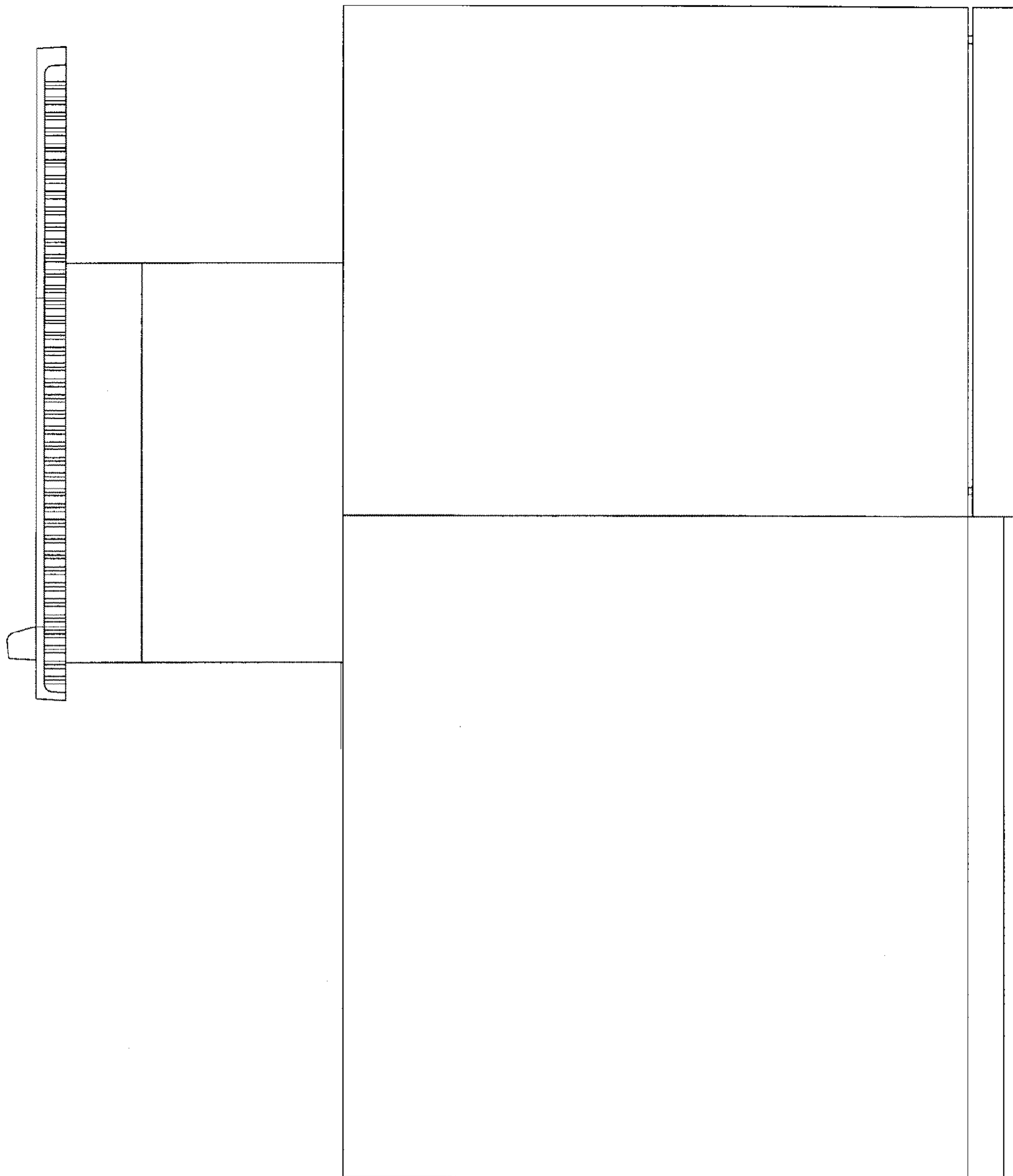


FIG. 4

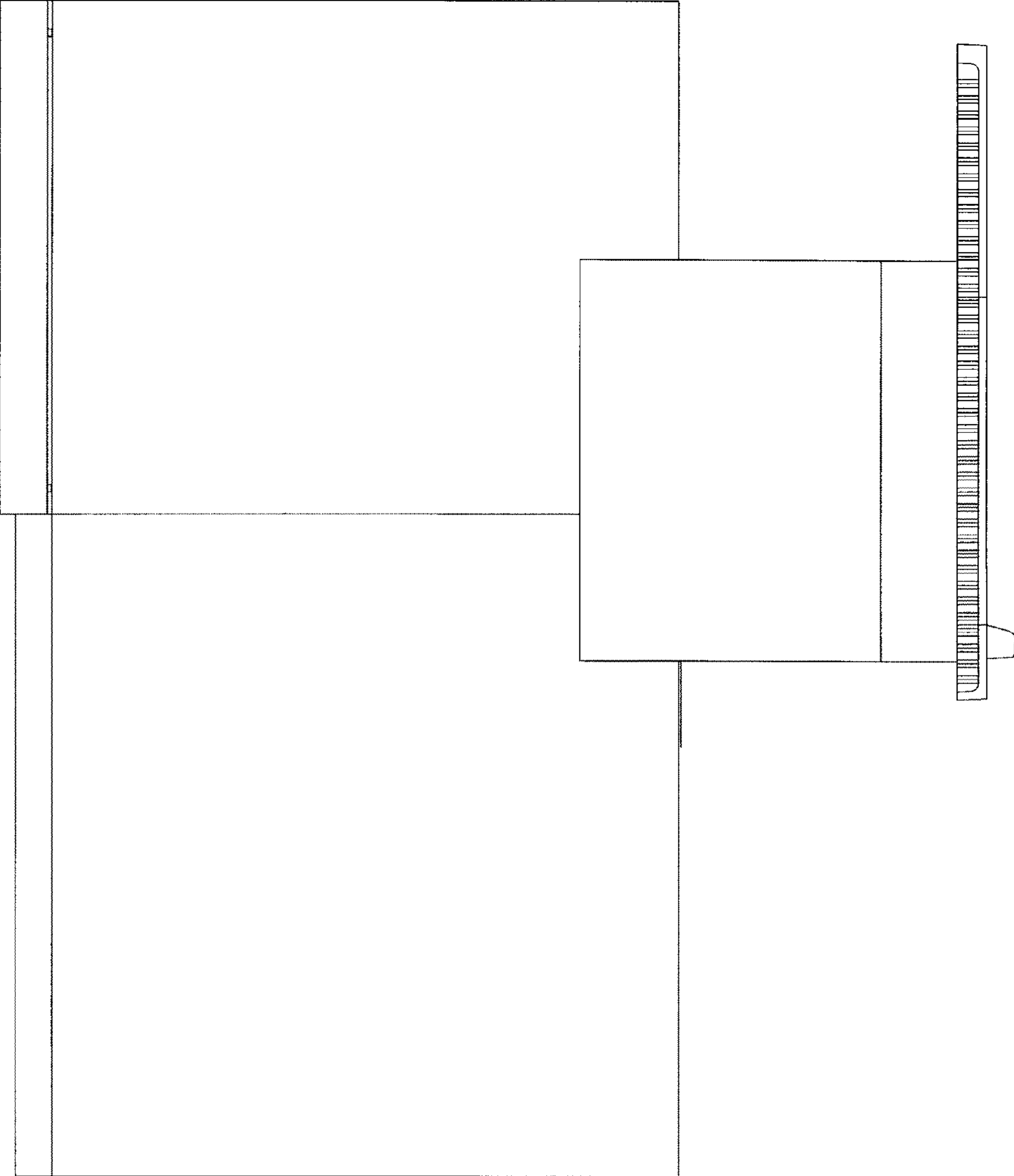
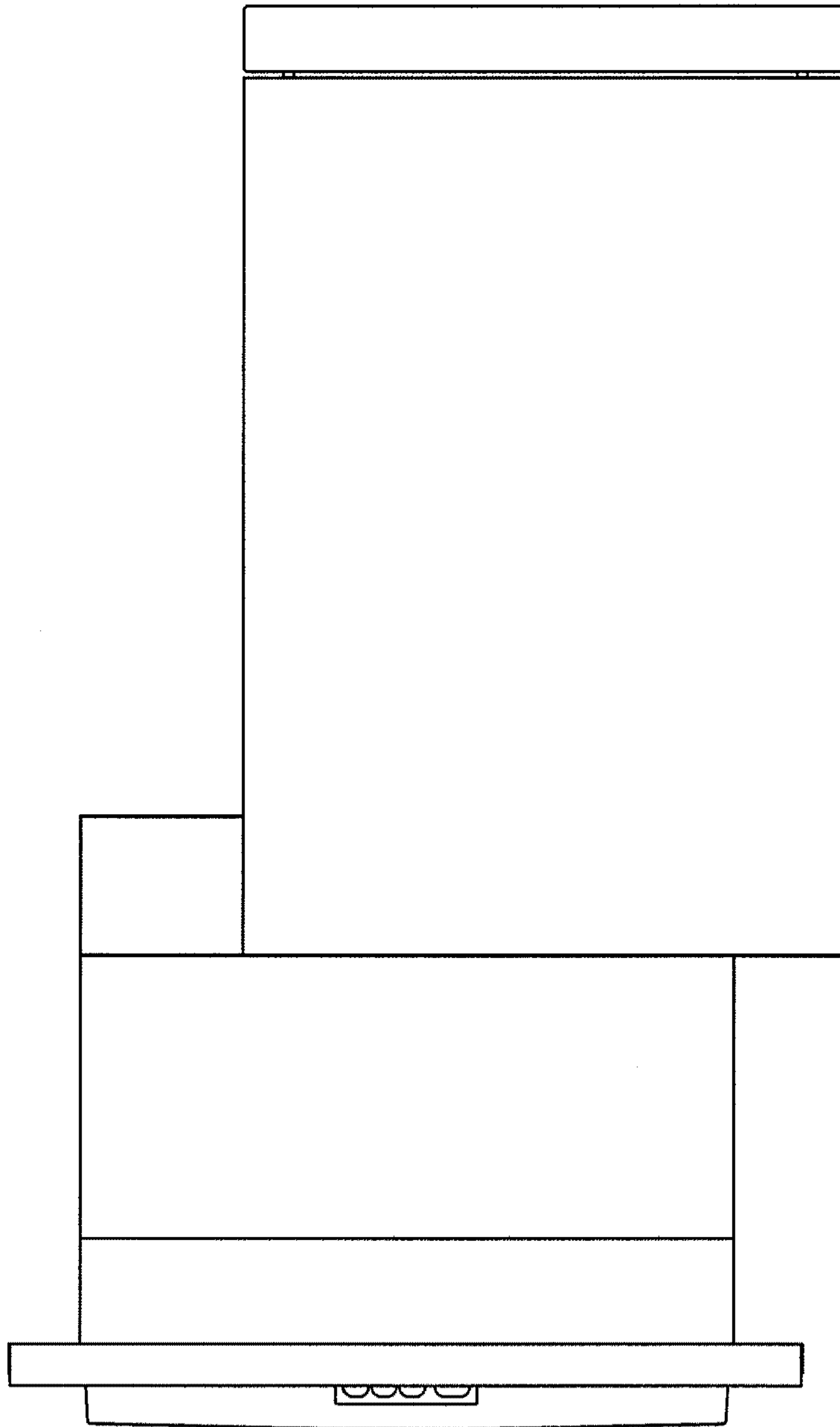


FIG. 5






FIG. 6