



US00D653375S

(12) **United States Design Patent**  
**Chung et al.**

(10) **Patent No.:** **US D653,375 S**  
(45) **Date of Patent:** **\*\* Jan. 31, 2012**

(54) **LIGHTING FIXTURE**

(75) Inventors: **Casey Chung**, Bloomington, IL (US);  
**Michael T. Thornton**, Burr Ridge, IL (US);  
**Stephan Apetauer**, Munich (DE);  
**Thomas Moeker**, Munich (DE);  
**Burkhard Schlee**, Munich (DE)

(73) Assignee: **Focal Point, L.L.C.**, Chicago, IL (US)

(\*\*) Term: **14 Years**

(21) Appl. No.: **29/360,810**

(22) Filed: **Apr. 30, 2010**

(51) **LOC (9) Cl.** ..... **26-05**

(52) **U.S. Cl.** ..... **D26/75**

(58) **Field of Classification Search** ..... D26/75-85,  
D26/88, 89, 72, 25, 3, 113, 118, 128, 141,  
D26/142; 362/555, 14, 148, 150, 217.01,  
362/217.05, 217.06, 217.07, 217.08, 217.09,  
362/217.1, 217.12, 217.13, 260, 296.01,  
362/404

See application file for complete search history.

(56) **References Cited**

U.S. PATENT DOCUMENTS

D481,483	S	*	10/2003	Waugh et al.	.....	D26/76
D496,121	S	*	9/2004	Santoro	.....	D26/74
D545,481	S	*	6/2007	Mayfield et al.	.....	D26/118
D545,482	S	*	6/2007	Mayfield et al.	.....	D26/118
D545,483	S	*	6/2007	Mayfield et al.	.....	D26/118
7,229,192	B2	*	6/2007	Mayfield et al.	.....	362/223
D545,992	S	*	7/2007	Mayfield et al.	.....	D26/118
D561,930	S	*	2/2008	Hukle et al.	.....	D26/120
D580,583	S	*	11/2008	Pfund	.....	D26/76
D602,626	S	*	10/2009	Santoro et al.	.....	D26/76
D608,929	S	*	1/2010	Castelli	.....	D26/76
D610,294	S	*	2/2010	Theusch	.....	D26/76
2007/0211457	A1	*	9/2007	Mayfield et al.	.....	362/223

OTHER PUBLICATIONS

Énergie, BLUemotion Catalog.

Axis Lighting, DIA with VL Optic Catalog, 2009.  
Pure FX recessed light, Ledalite, [http://ledalite.com/products/pure-  
fx/recessed](http://ledalite.com/products/pure-<br/>fx/recessed), retrieved from the internet Jul. 29, 2010.  
Nol Round light, Mark Architectural Lighting, [http://www.  
marklighting.com/product/detail/Nol/Nol%20Square.aspx](http://www.<br/>marklighting.com/product/detail/Nol/Nol%20Square.aspx),  
retrieved from the internet Jul. 29, 2010.  
Zumtobel Lighting Ltd., Claris II Catalog, Jun. 2007.

\* cited by examiner

Primary Examiner — Angela J Lee

(74) Attorney, Agent, or Firm — Banner & Witcoff, Ltd.


(57) **CLAIM**

The ornamental design for a lighting fixture, as shown and described.

**DESCRIPTION**

FIG. 1 is a bottom, front, right perspective view of a lighting fixture showing our new design;  
FIG. 2 is a top view thereof;  
FIG. 3 is a bottom view thereof;  
FIG. 4 is a right view thereof;  
FIG. 5 is a left view thereof;  
FIG. 6 is a front view thereof;  
FIG. 7 is a rear view thereof;  
FIG. 8 is a top, front, right perspective view thereof; and,  
FIG. 9 is an enlarged view of a portion of the lighting fixture as identified by the circled area in FIG. 3 thereof.  
The uneven-length broken lines represent unclaimed boundaries of the claimed design. The unshaded surface designated by the arrow and letter "A" in FIG. 3 forms no part of the claimed design except that the edges of the surface represent claimed boundaries of the design. The even-length broken lines showing the remainder of the lighting fixture are for illustrative purposes only and form no part of the claimed design. The arrow and letter "A" in FIG. 3 forms no part of the claimed design.

**1 Claim, 6 Drawing Sheets**



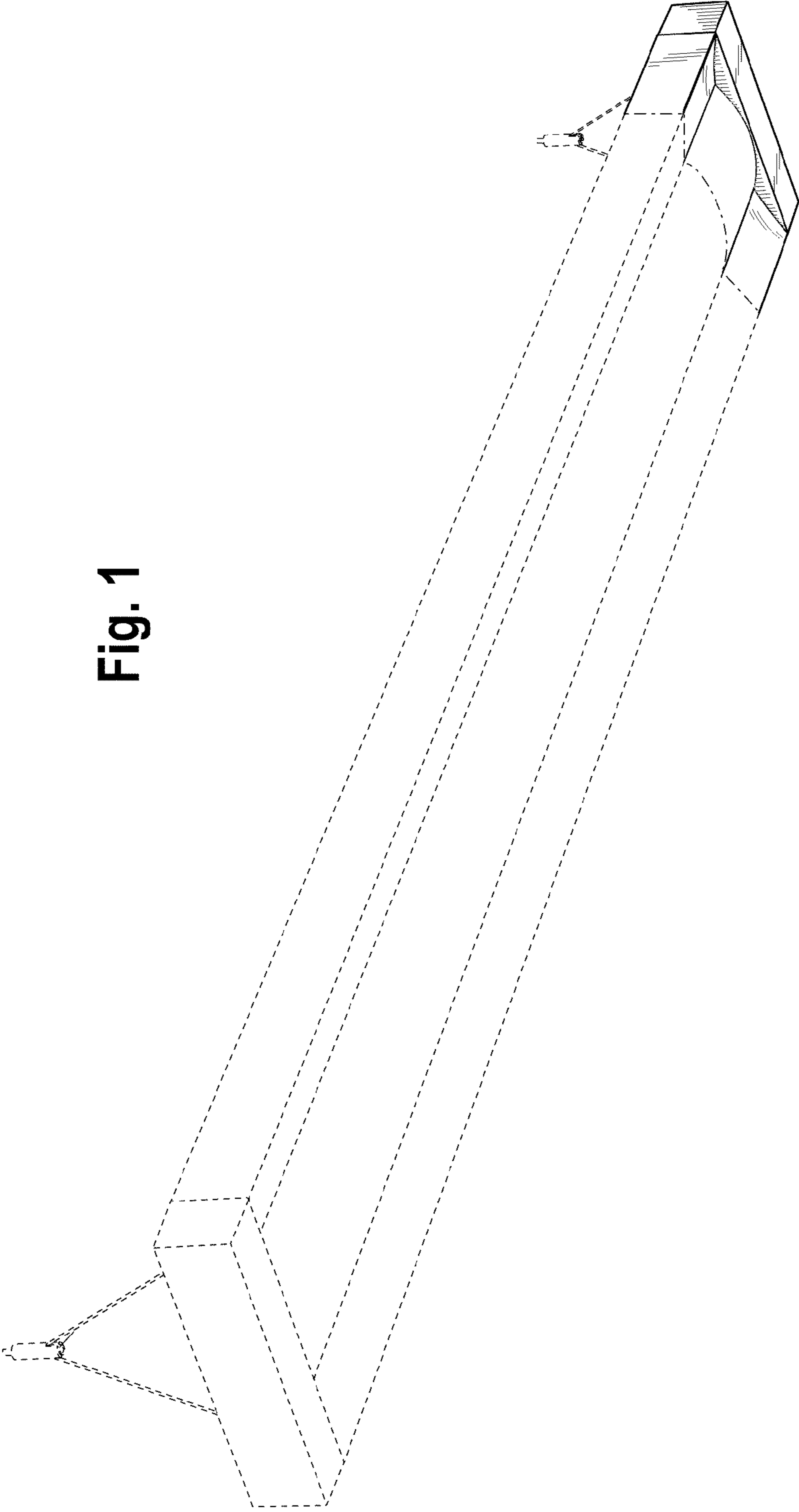


Fig. 1

Fig. 2





Fig. 3



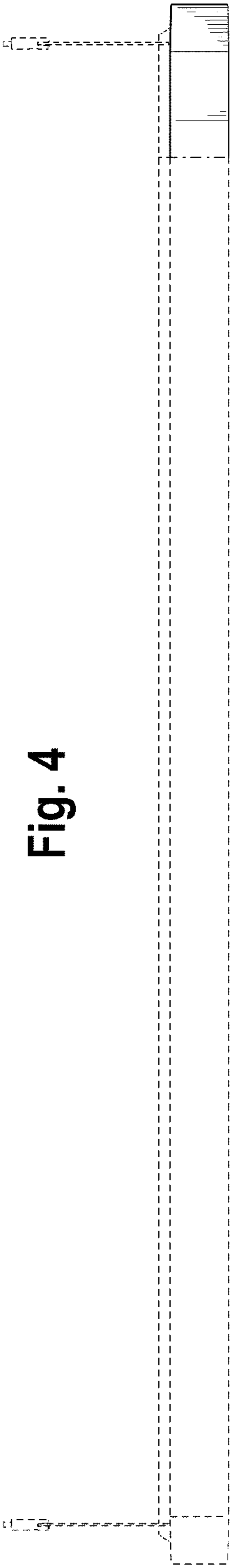


Fig. 4

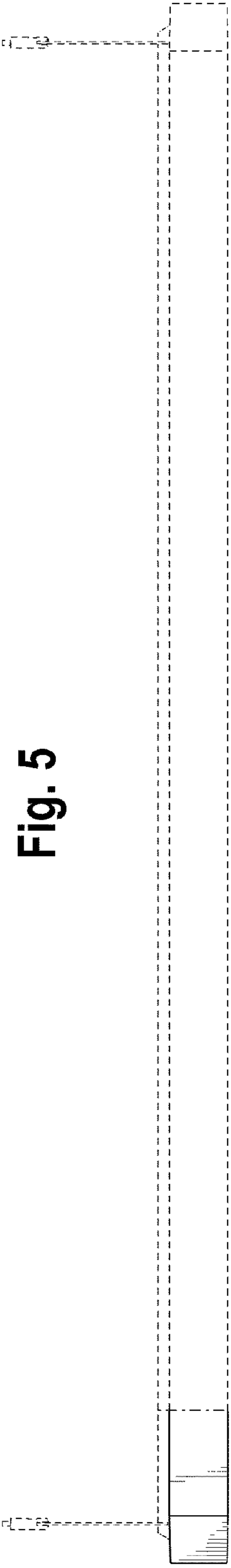


Fig. 5

Fig. 7

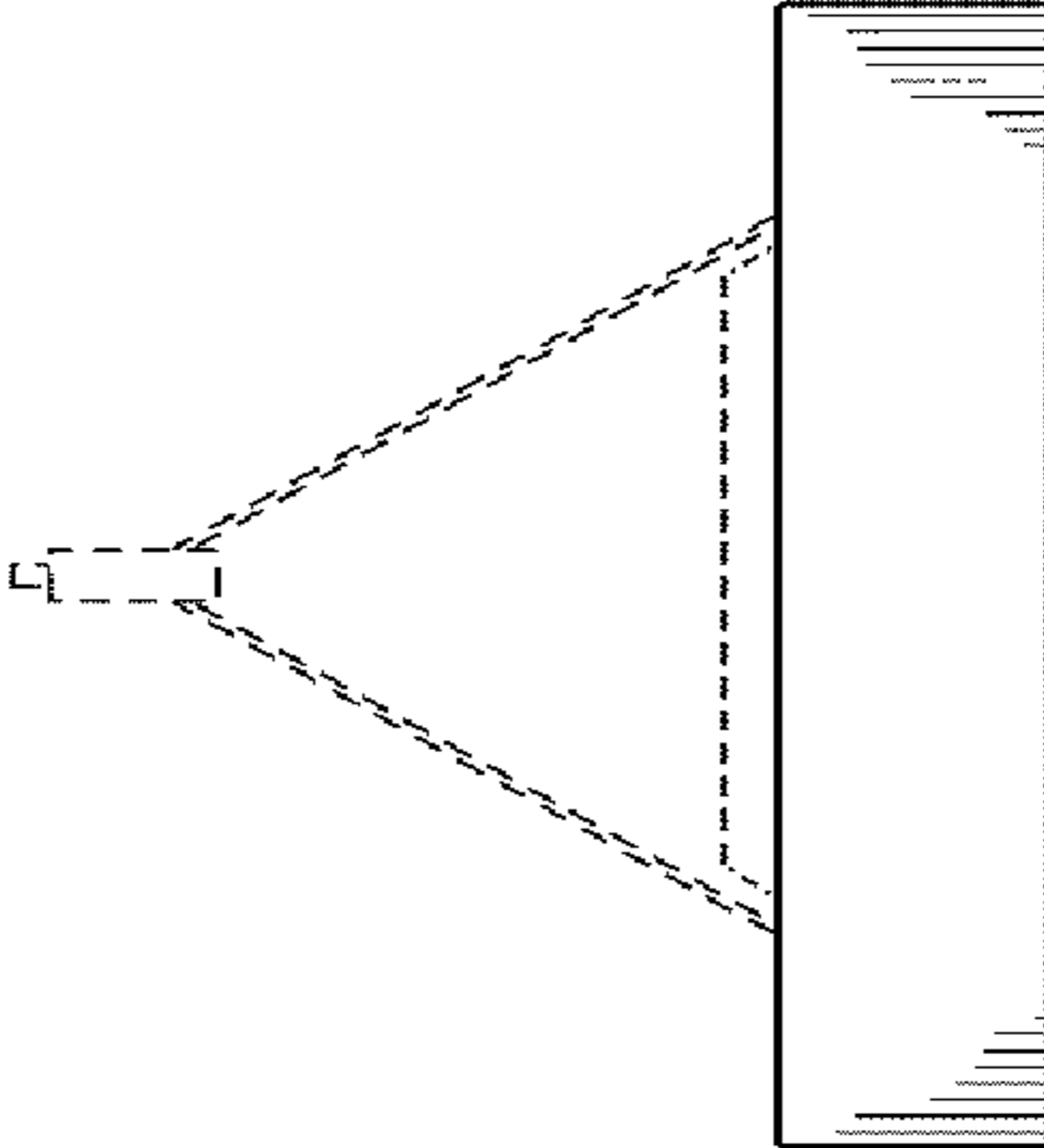
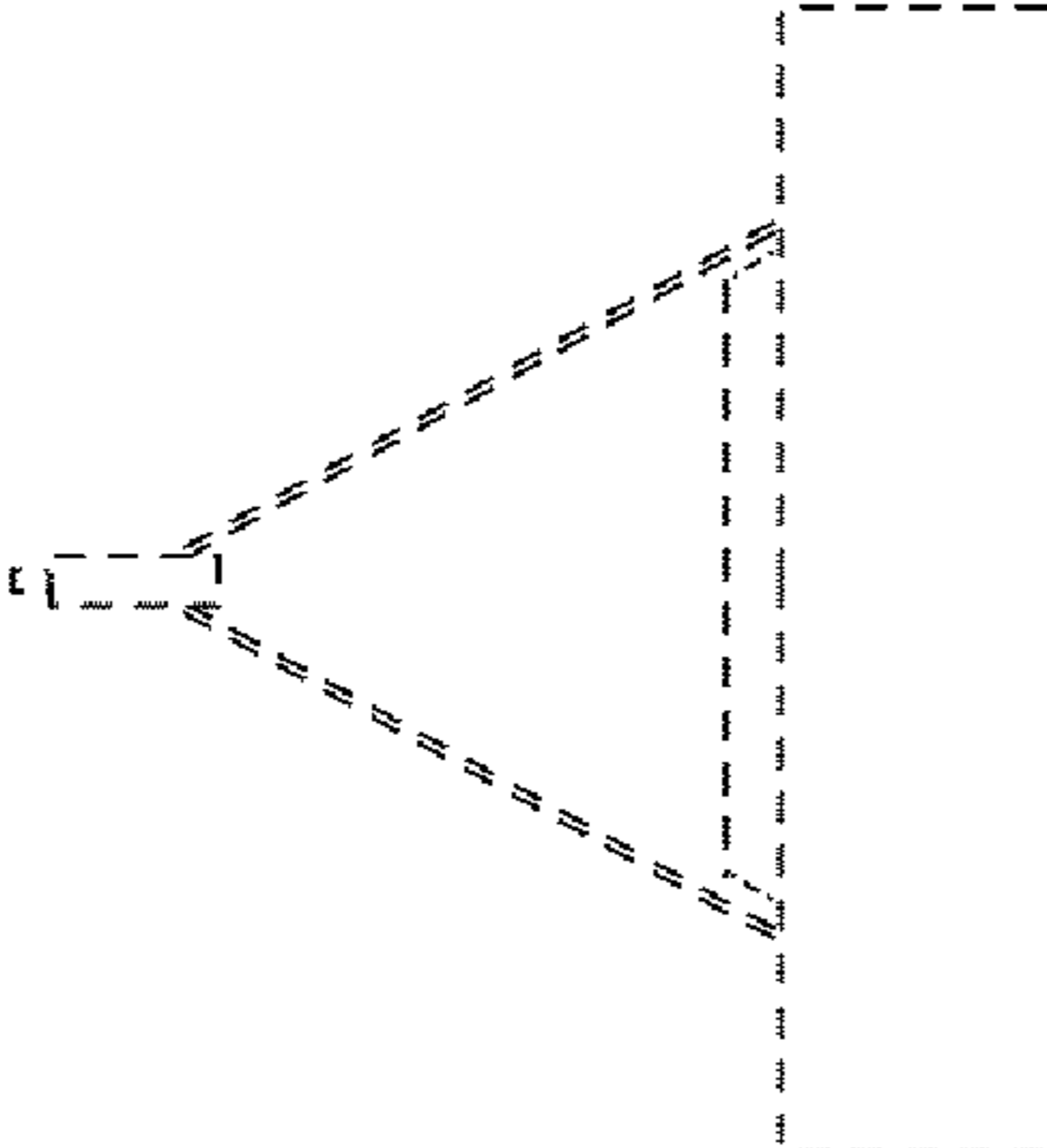


Fig. 6



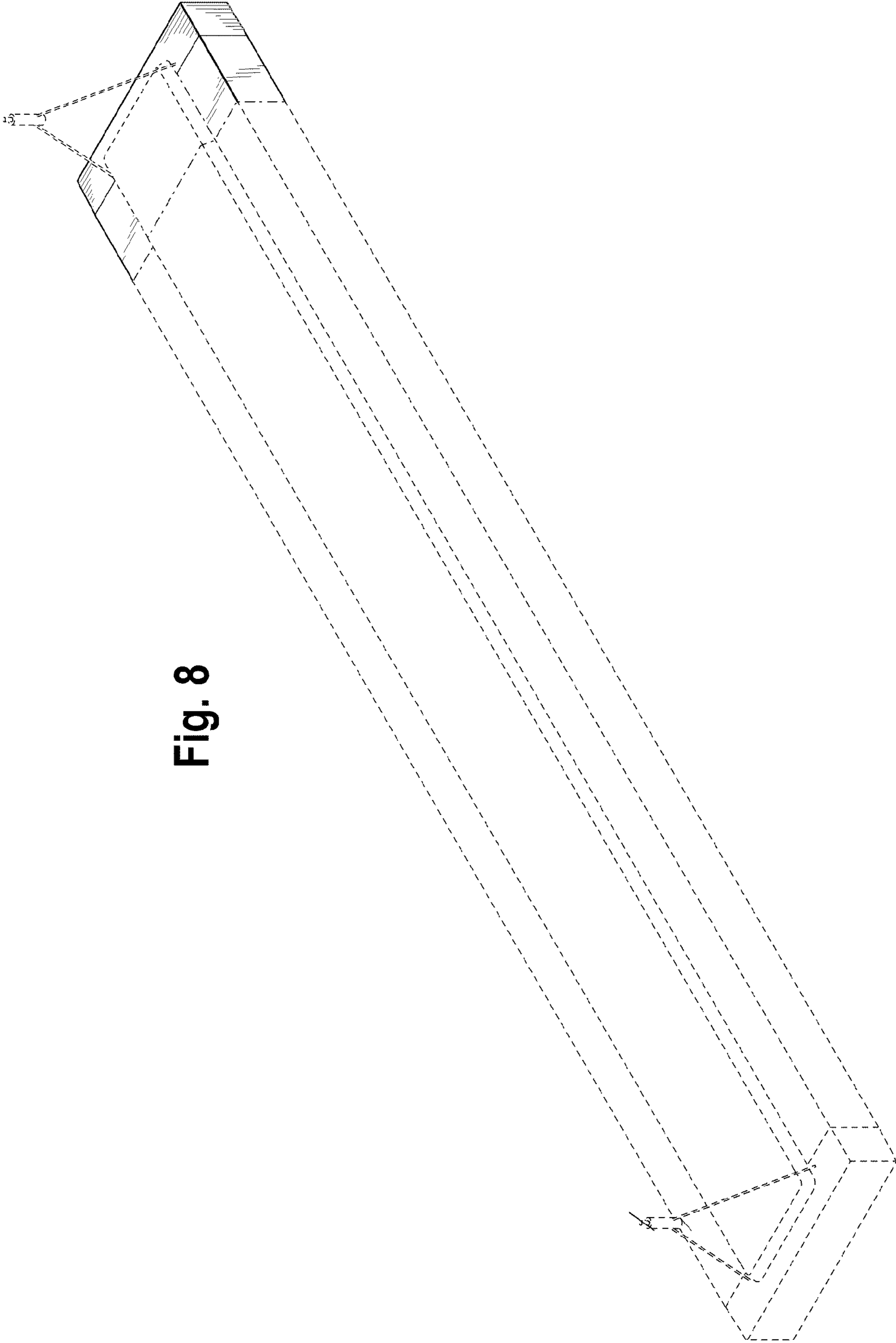


Fig. 8

Fig. 9

