



US00D653352S

(12) **United States Design Patent**  
**Jacques et al.**

(10) **Patent No.:** **US D653,352 S**

(45) **Date of Patent:** **\*\* Jan. 31, 2012**

(54) **INFLATABLE FLAT ROOF THEATRE**

(76) Inventors: **G. Eric Jacques**, Freelton (CA); **David Kelsall**, Oswestry (GB)

(\*\*) Term: **14 Years**

(21) Appl. No.: **29/369,606**

(22) Filed: **Sep. 10, 2010**  
(Under 37 CFR 1.47)

(51) **LOC (9) Cl.** ..... **25-03**

(52) **U.S. Cl.** ..... **D25/18**

(58) **Field of Classification Search** ..... D25/1-35;  
52/2.17, 2.25, 86; 174/379

See application file for complete search history.

(56) **References Cited**

U.S. PATENT DOCUMENTS

3,154,888	A *	11/1964	Graham	.....	52/81.4
3,225,413	A *	12/1965	Bird et al.	.....	425/438
D211,518	S *	6/1968	Caminker	.....	D25/18
D211,519	S *	6/1968	Caminker	.....	D25/18
3,390,491	A *	7/1968	Hayden et al.	.....	174/379
3,496,686	A *	2/1970	Bird	.....	52/2.25
3,497,606	A *	2/1970	Andrews et al.	.....	174/379
3,728,831	A *	4/1973	Bird	.....	52/2.17
3,750,353	A *	8/1973	Smith, Jr.	.....	52/745.08
4,192,105	A *	3/1980	Morgan	.....	52/2.25
D272,470	S *	1/1984	Thompson	.....	D25/18
D275,421	S *	9/1984	Fraioli	.....	D25/20
D275,521	S *	9/1984	Fraioli	.....	D25/20
D275,791	S *	10/1984	Fraioli	.....	D25/20
D275,792	S *	10/1984	Fraioli	.....	D25/20
D275,793	S *	10/1984	Fraioli	.....	D25/20
D275,794	S *	10/1984	Fraioli	.....	D25/20
D275,795	S *	10/1984	Fraioli	.....	D25/20
5,065,554	A *	11/1991	Neva et al.	.....	52/82

D365,400	S *	12/1995	Scherba	.....	D25/26
D369,670	S *	5/1996	Queen	.....	D25/18
D370,266	S *	5/1996	Queen	.....	D25/19
6,070,366	A *	6/2000	Pierson	.....	52/2.17
6,119,408	A *	9/2000	Page	.....	52/2.23
D549,836	S *	8/2007	Desbiens	.....	D25/19
D583,483	S *	12/2008	Atchison et al.	.....	D25/11

\* cited by examiner

*Primary Examiner* — T. Chase Nelson

*Assistant Examiner* — Eric Goodman

(74) *Attorney, Agent, or Firm* — Myers Bigel Sibley & Sajovec, P.A.

(57) **CLAIM**

The ornamental design for an inflatable flat roof theatre, as shown and described.

**DESCRIPTION**

FIG. 1 is a rear perspective view of an inflatable flat roof theatre showing our design;

FIG. 2 is a front perspective view thereof;

FIG. 3 is a side view thereof;

FIG. 4 is a top view thereof;

FIG. 5 is an opposing side view of the side shown in FIG. 3;

FIG. 6 is a rear view thereof;

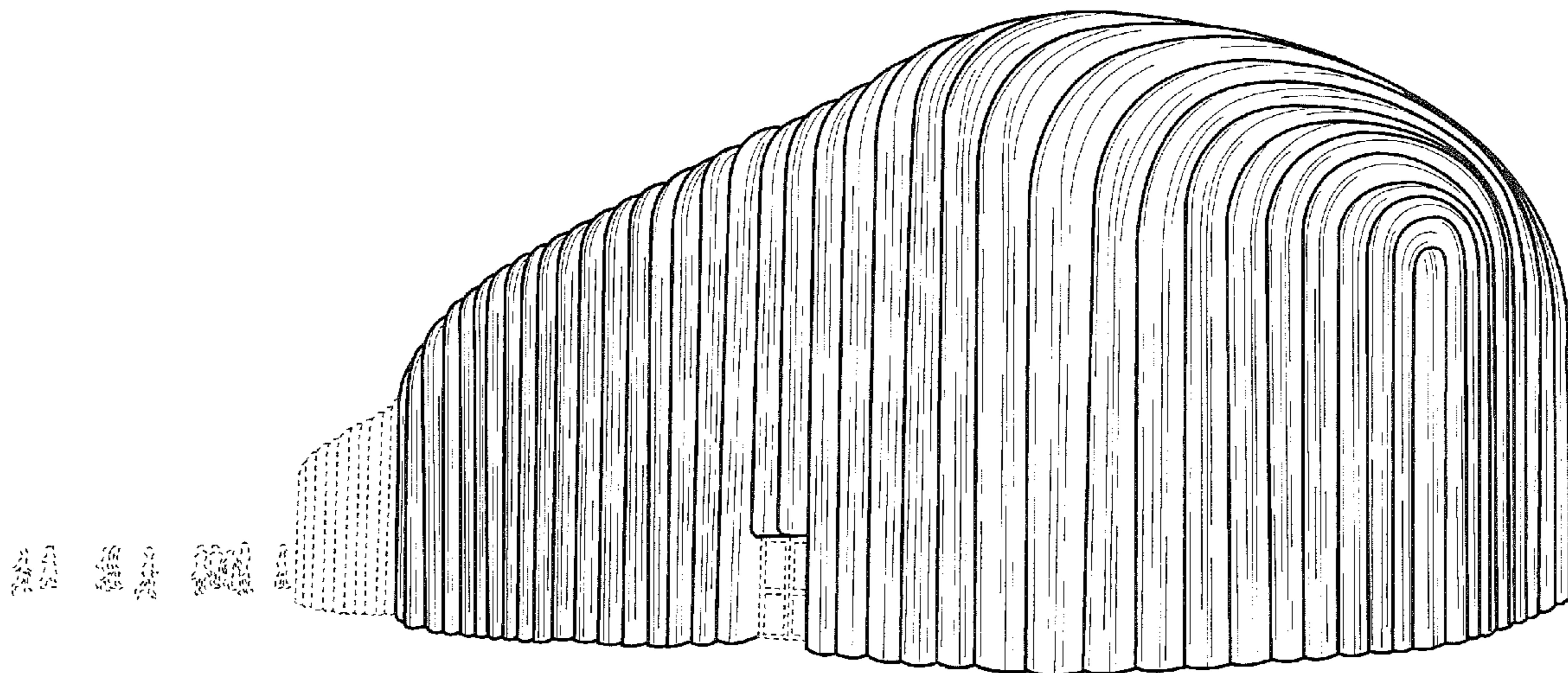
FIG. 7 is a front view thereof; and,

FIG. 8 is a side section view along line 8-8 as shown in FIG. 4 thereof.

The bottom views are disclaimed.

The broken lines shown herein are for illustrative purposes only and form no part of the claimed design. The environmental view is shown in broken line illustrating the inflatable flat roof theatre with an enclosed internal screen and a patron seating arrangement, forming no part of a claimed design.

**1 Claim, 8 Drawing Sheets**



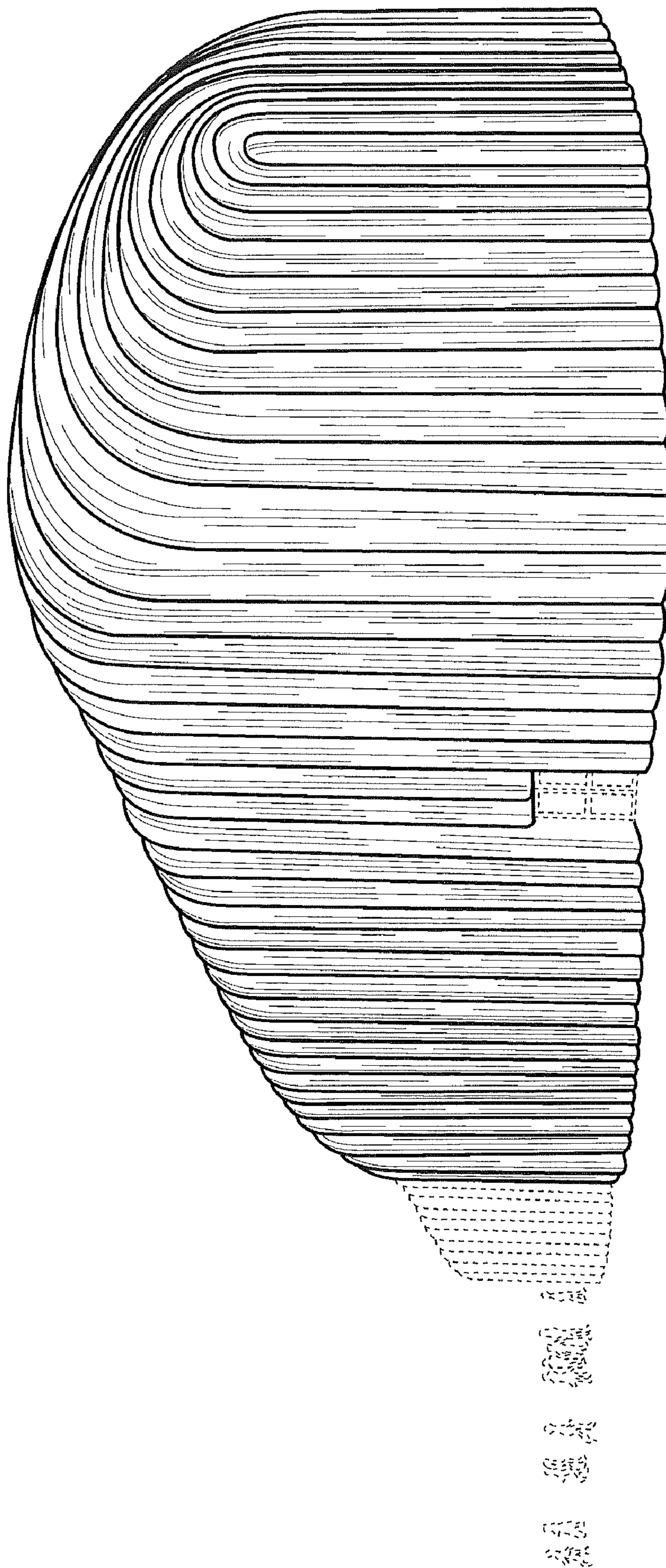


FIG. 1

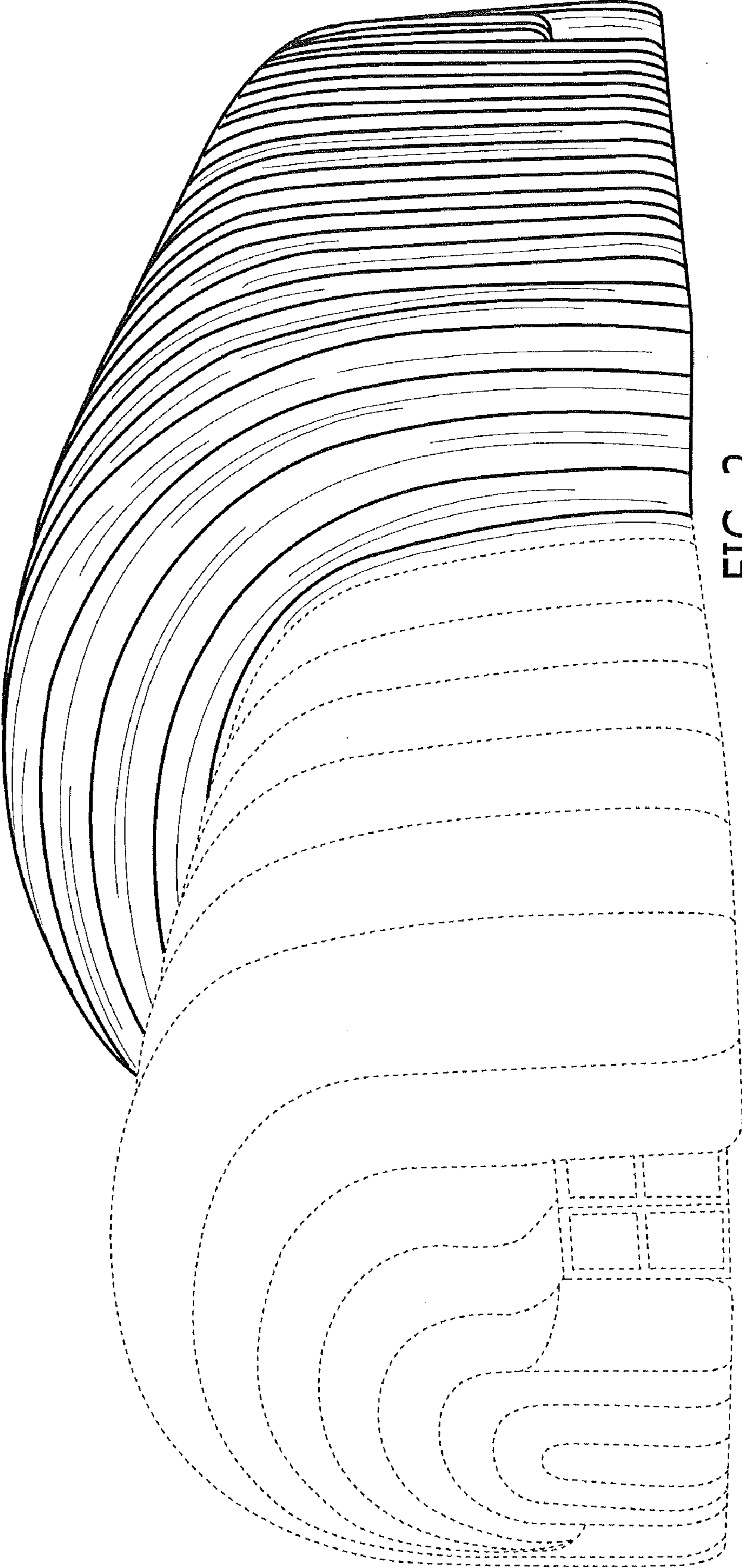


FIG. 2




FIG. 3




FIG. 4




FIG. 5




FIG. 6

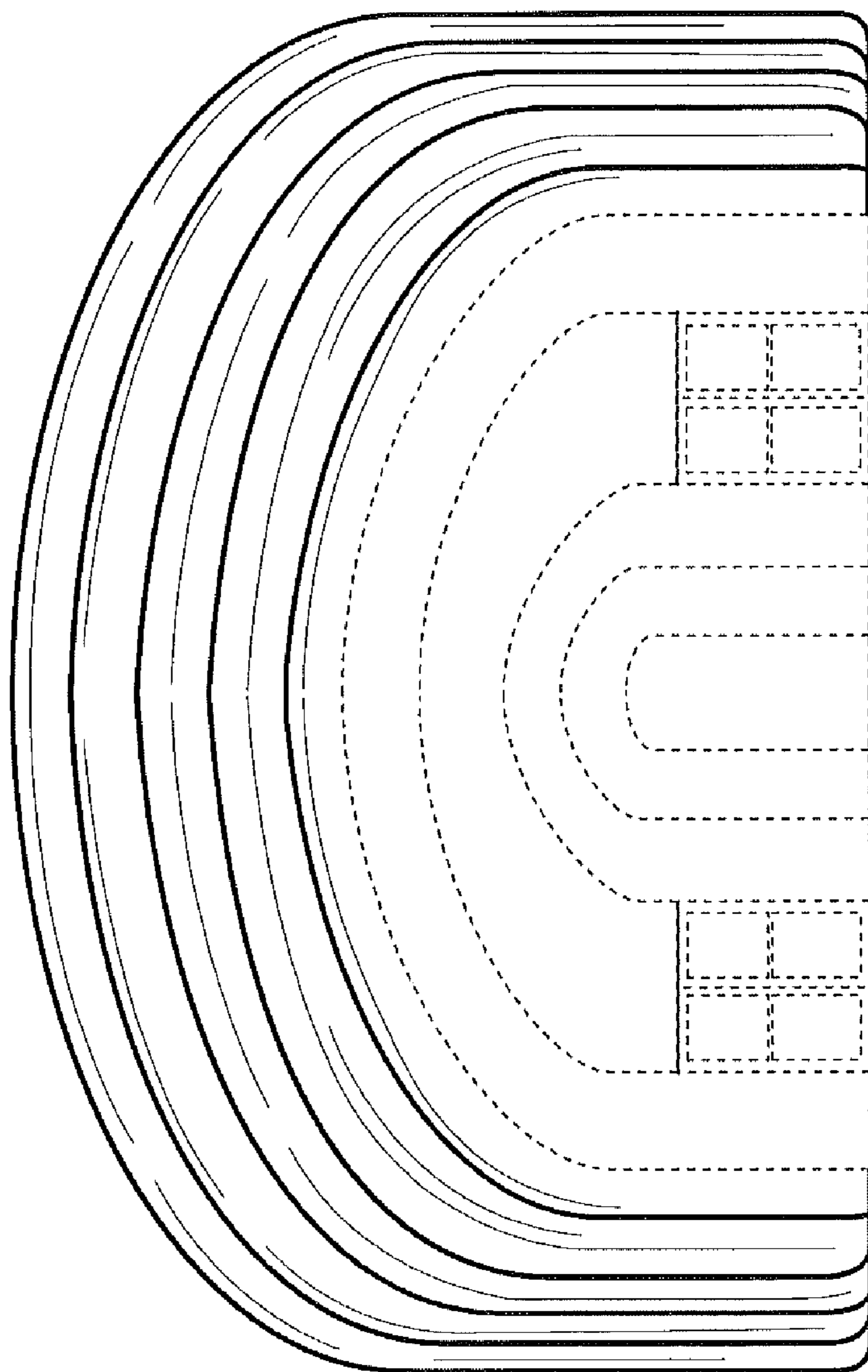


FIG. 7



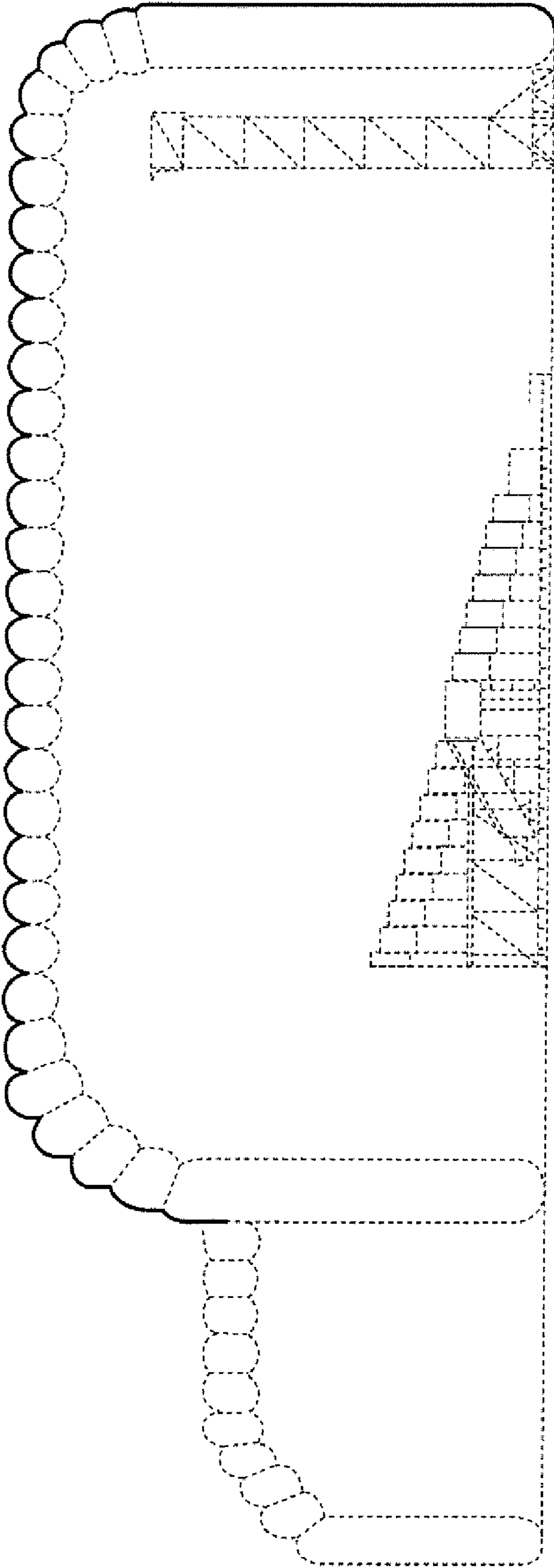


FIG. 8