



US00D653351S

(12) **United States Design Patent**
Oonuma et al.

(10) **Patent No.:** **US D653,351 S**
(45) **Date of Patent:** **** Jan. 31, 2012**

(54) **SAMPLE TUBE DESTOPPER MODULE FOR CLINICAL LABORATORY AUTOMATION SYSTEM**

(75) Inventors: **Mitsuru Oonuma**, Tokyo (JP); **Yoko Sato**, FuchuKomae (JP); **Akira Omachi**, Komae (JP); **Tetsuya Isobe**, Hitachinaka (JP); **Kazuhiro Noda**, Hitachinaka (JP)

(73) Assignee: **Hitachi High-Technologies Corporation**, Tokyo (JP)

(**) Term: **14 Years**

(21) Appl. No.: **29/384,370**

(22) Filed: **Jan. 31, 2011**

(30) **Foreign Application Priority Data**

Sep. 29, 2010 (JP) 2010-023335

(51) **LOC (9) Cl.** **24-01**

(52) **U.S. Cl.** **D24/216**

(58) **Field of Classification Search** D24/216,
D24/224, 231, 232, 186, 107, 169, 217, 233;
D10/46, 81; 422/500, 547, 62-65, 67; 435/287.1,
435/287.3; 436/43, 45, 47

See application file for complete search history.

(56) **References Cited**

U.S. PATENT DOCUMENTS

4,946,651	A *	8/1990	Liston et al.	436/43
D347,478	S *	5/1994	Pinkney	D24/216
D356,967	S *	4/1995	Takekoshi et al.	D10/81
5,986,260	A *	11/1999	Oonuma et al.	250/288
D508,999	S *	8/2005	Fanning et al.	D24/216
D523,153	S *	6/2006	Akashi et al.	D24/232
D631,975	S	2/2011	Oonuma	
2004/0081583	A1 *	4/2004	Berndt et al.	422/63
2007/0110617	A1 *	5/2007	Nagai et al.	422/65
2008/0019868	A1 *	1/2008	Okumoto et al.	422/63
2009/0325274	A1 *	12/2009	Hamada et al.	422/65

FOREIGN PATENT DOCUMENTS

JP	D1060389	2/2000
JP	D1231257	2/2005
JP	D1397505	9/2010

OTHER PUBLICATIONS

U.S. Appl. No. 29/384,358, filed Jan. 30, 2011, Oonuma, copending.
U.S. Appl. No. 29/384,365, filed Jan. 30, 2011, Oonuma, copending.
U.S. Appl. No. 29/384,380, filed Jan. 30, 2011, Oonuma, copending.
U.S. Appl. No. 29/384,364, filed Jan. 30, 2011, Oonuma, copending.
U.S. Appl. No. 29/384,361, filed Jan. 30, 2011, Oonuma, copending.

* cited by examiner

Primary Examiner — Anhdao Doan

(74) *Attorney, Agent, or Firm* — Antonelli, Terry, Stout & Kraus, LLP.

(57) **CLAIM**

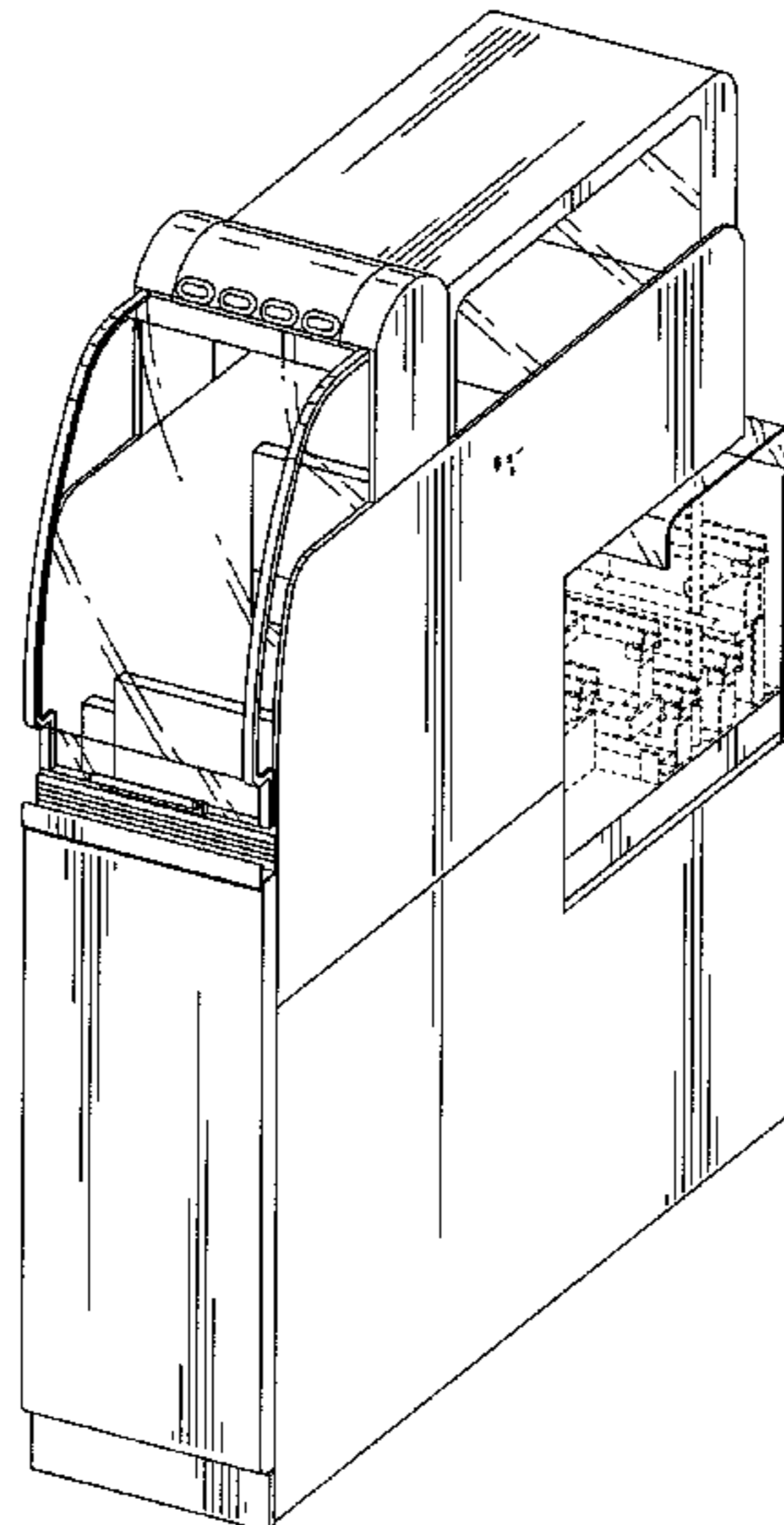
We claim the ornamental design for a sample tube destopper module for clinical laboratory automation system, as shown and described.

DESCRIPTION

FIG. 1 is a front, top and right side perspective view of a sample tube destopper module for clinical laboratory automation system showing our new design; FIG. 2 is a front elevational view thereof; FIG. 3 is a rear elevational view thereof; FIG. 4 is a top plan view thereof; FIG. 5 is a bottom plan view thereof; FIG. 6 is a left side elevational view thereof; FIG. 7 is a right side elevational view thereof; and, FIG. 8 is a right side elevational view thereof shown in an opened position.

The broken lines in all drawing views are included for the purpose of illustrating portions of the sample tube destopper module for clinical laboratory automation system that form no part of the claimed design.

1 Claim, 6 Drawing Sheets



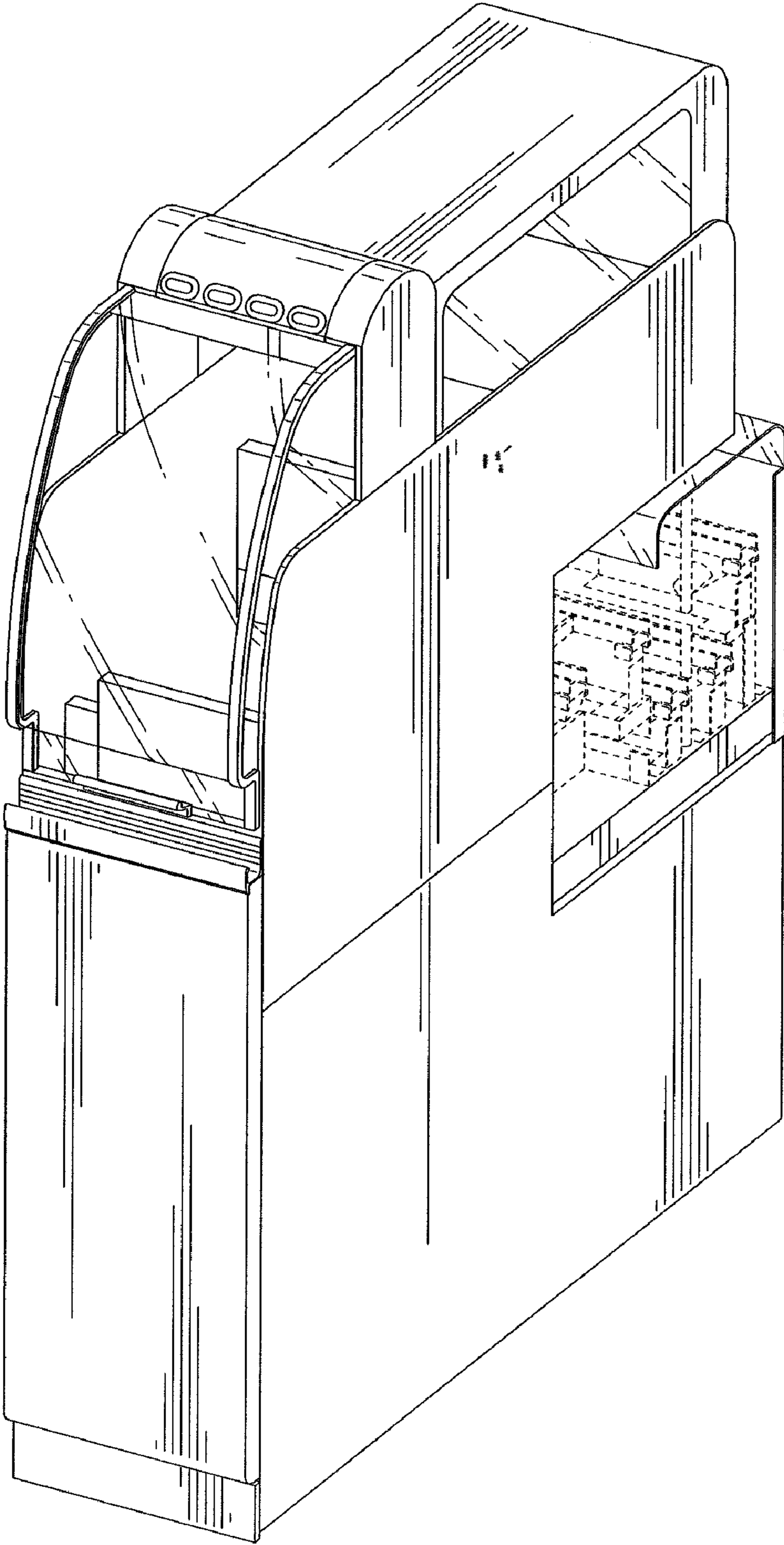


FIG. 1

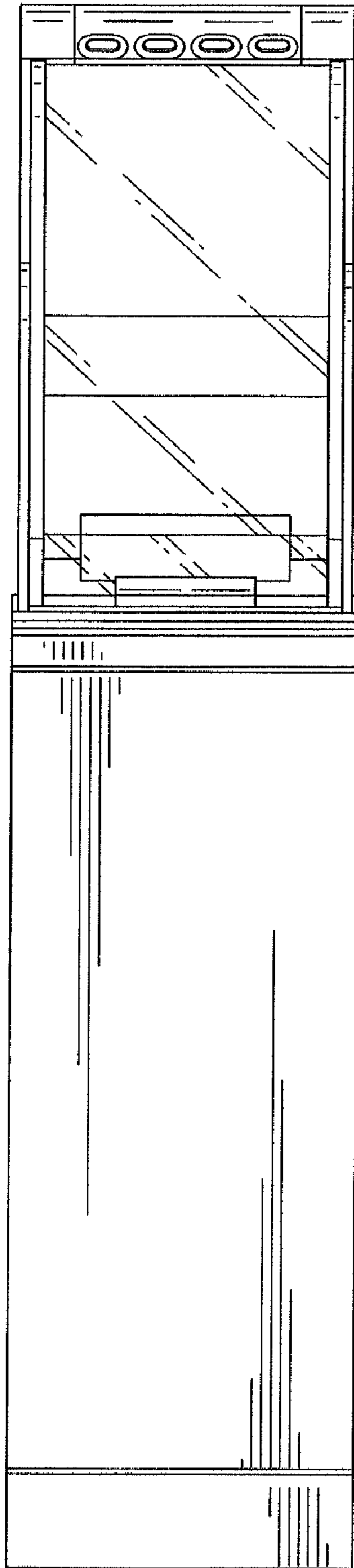


FIG. 2

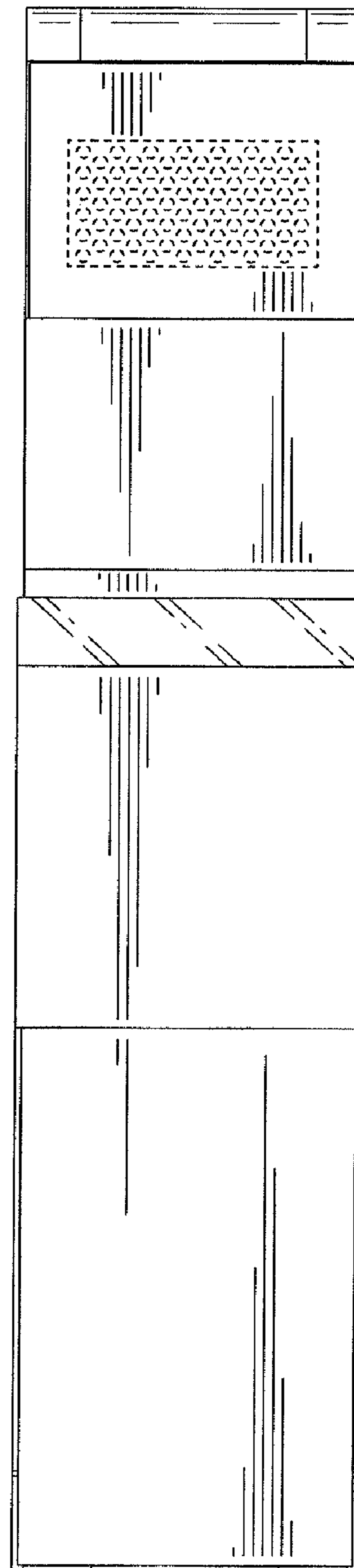


FIG. 3




FIG. 4




FIG. 5

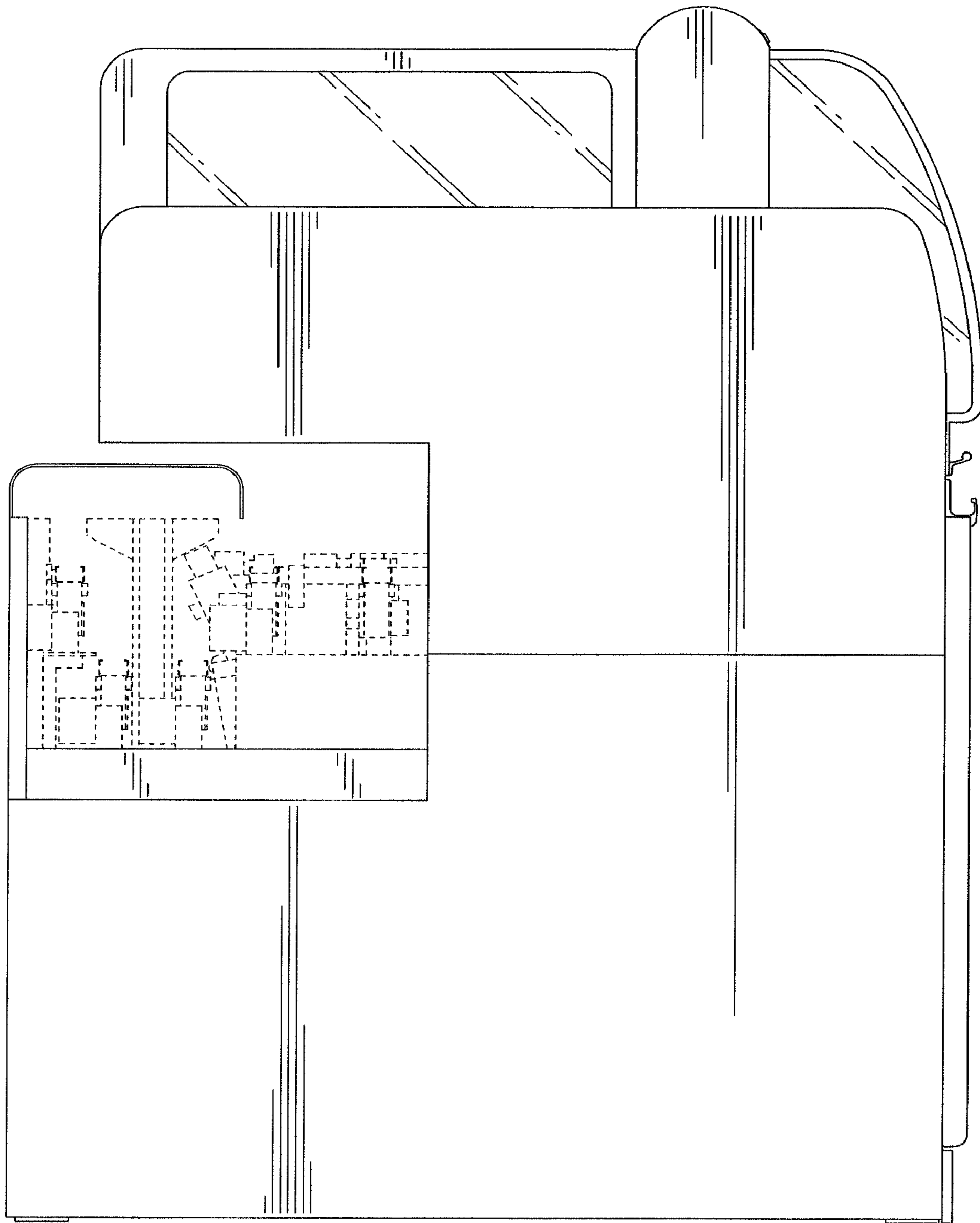


FIG. 6

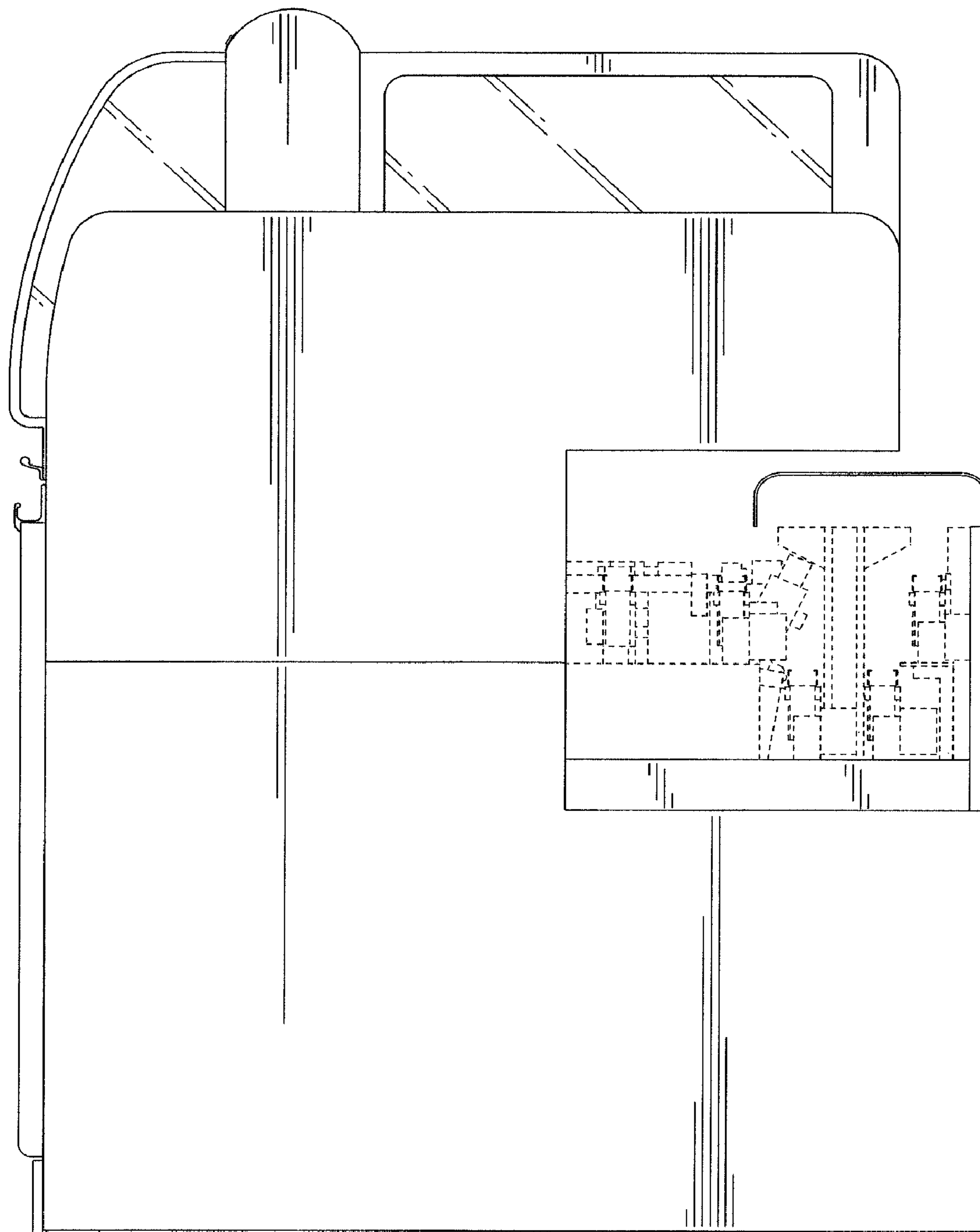


FIG. 7

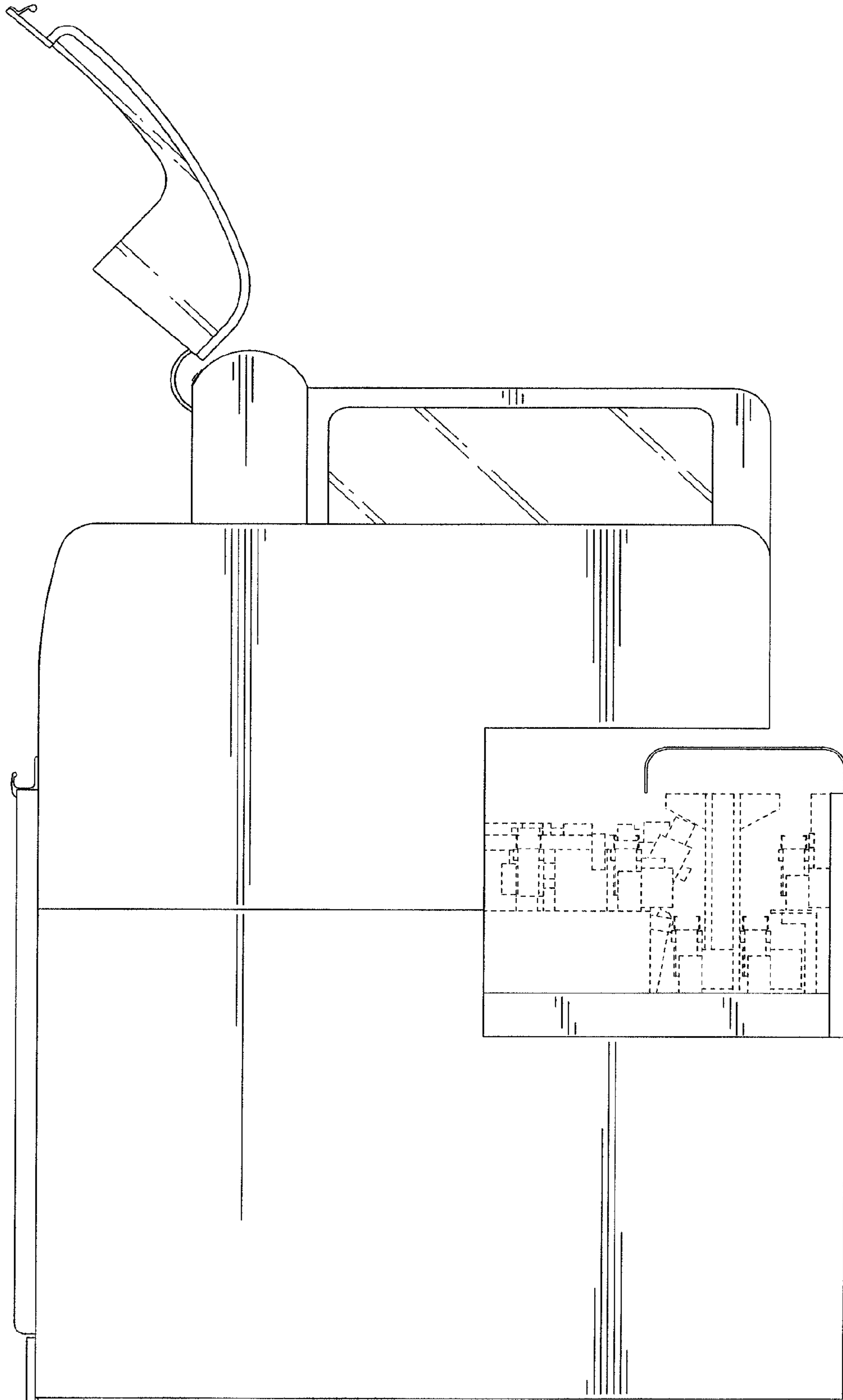


FIG. 8