



US00D653350S

(12) **United States Design Patent**
Chen

(10) **Patent No.:** **US D653,350 S**
(45) **Date of Patent:** **** Jan. 31, 2012**

(54) **VIBRATOR**

(75) Inventor: **Xueliang Chen**, Liaoyang (CN)

(73) Assignee: **Liaoyang Baile Health Care Product Co., Ltd.**, Liaoyang, Liaoning Province (CN)

(**) Term: **14 Years**

(21) Appl. No.: **29/393,782**

(22) Filed: **Jun. 9, 2011**

(51) **LOC (9) Cl.** **28-03**

(52) **U.S. Cl.** **D24/215**

(58) **Field of Classification Search** D24/200,
D24/211-215; 601/39, 40, 48, 52, 63, 68,
601/72, 80, 112, 113, 120, 121, 125, 134,
601/137, 138, DIG. 5, DIG. 14, DIG. 16,
601/DIG. 17

See application file for complete search history.

(56) **References Cited**

U.S. PATENT DOCUMENTS

D273,132 S	3/1984	Moloff	
D320,087 S *	9/1991	Sholzberg et al.	D24/215
D376,650 S	12/1996	Kain	
D426,311 S	6/2000	Horowitz et al.	
6,190,307 B1 *	2/2001	Tsai	600/38
D454,959 S	3/2002	Harris et al.	
D476,087 S	6/2003	Dirks et al.	
D495,423 S	8/2004	Nan	
D495,424 S	8/2004	Nan	
D495,804 S	9/2004	Nan	
D499,811 S	12/2004	Nan	
D509,301 S	9/2005	Talbot et al.	
D515,705 S *	2/2006	Nan	D24/215
D520,642 S *	5/2006	Nan	D24/215
D523,562 S	6/2006	Telford	
D536,097 S *	1/2007	Nan	D24/215
D536,797 S *	2/2007	Klearman et al.	D24/215
D539,432 S	3/2007	Nan	
D546,964 S *	7/2007	Wu	D24/215

D555,797 S *	11/2007	Nan	D24/215
D555,798 S *	11/2007	Nan	D24/215
D555,799 S *	11/2007	Nan	D24/215
D558,356 S *	12/2007	Nan	D24/215
7,341,566 B2 *	3/2008	Nan	601/72
D579,573 S *	10/2008	Nan	D24/215
7,438,681 B2 *	10/2008	Kobashikawa et al.	600/38
D585,560 S *	1/2009	Wu	D24/215
D592,758 S *	5/2009	Kain	D24/215
D603,523 S *	11/2009	Nan et al.	D24/215
D606,206 S *	12/2009	Nan et al.	D24/215
D606,207 S *	12/2009	Nan et al.	D24/215
D606,208 S *	12/2009	Nan et al.	D24/215
D615,663 S *	5/2010	Nan	D24/215
D620,601 S	7/2010	TerMeer	
D630,761 S	1/2011	Marshall	
D631,973 S	2/2011	Imboden et al.	
D631,974 S	2/2011	Imboden et al.	
2007/0149903 A1 *	6/2007	Nan	601/72
2008/0119767 A1 *	5/2008	Berry et al.	601/46
2009/0005714 A1 *	1/2009	Mecenero	601/46
2010/0087703 A1 *	4/2010	Gabrielidis	600/38
2011/0034837 A1 *	2/2011	Lee	601/46
2011/0105837 A1 *	5/2011	Lee	600/38

* cited by examiner

Primary Examiner — Sandra Snapp

(74) *Attorney, Agent, or Firm* — Pujie Zheng

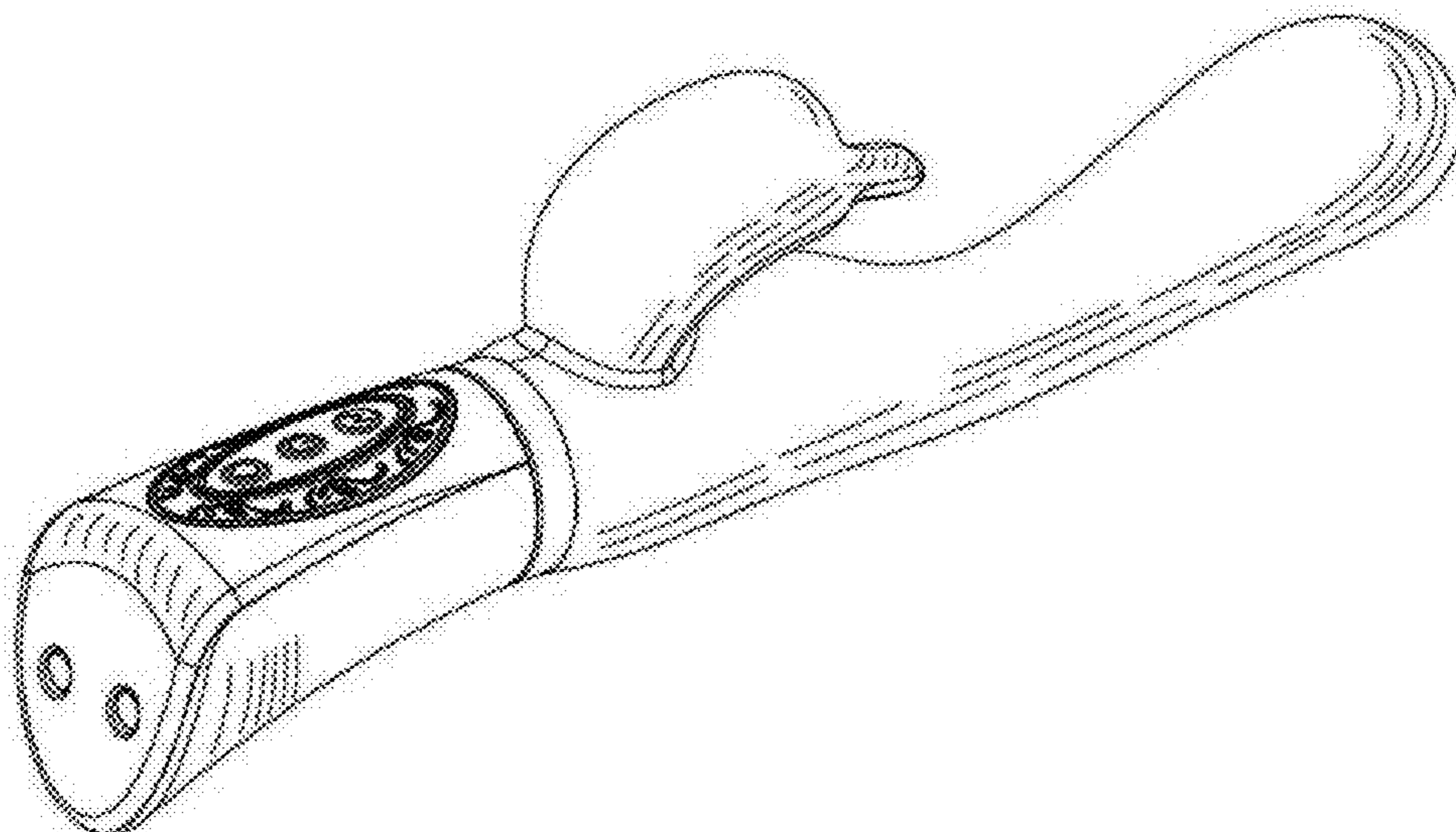
(57) **CLAIM**

We claim the ornamental design for a vibrator, as shown and described.

DESCRIPTION

FIG. 1 is a bottom view of the vibrator.
FIG. 2 is a perspective view from the bottom thereof.
FIG. 3 is a right side view thereof.
FIG. 4 is a front view thereof.
FIG. 5 is a left side view thereof.
FIG. 6 is a back view thereof.
FIG. 7 is a top view thereof; and,
FIG. 8 is a perspective view from the top thereof.

1 Claim, 8 Drawing Sheets



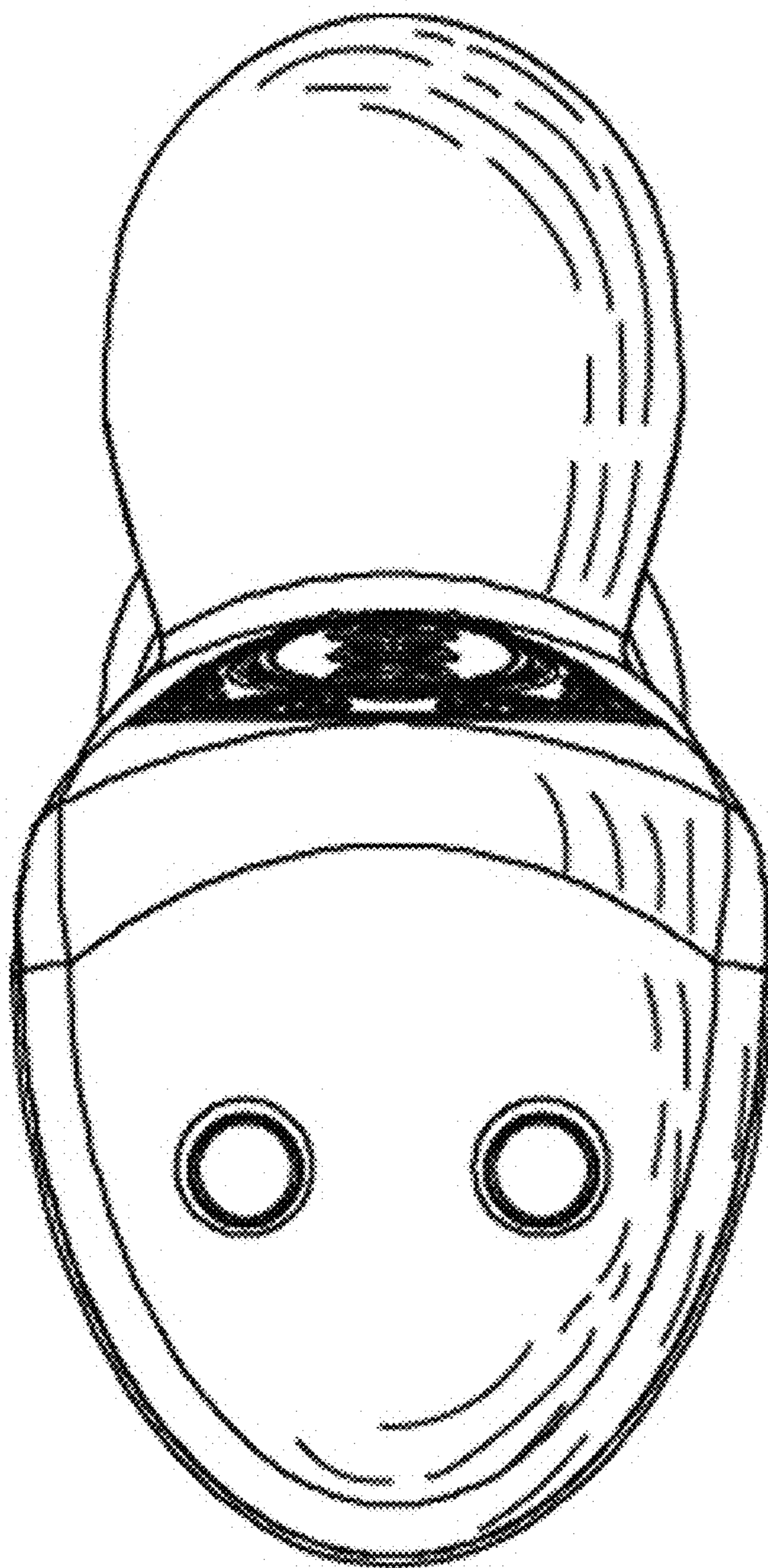


FIG. 1

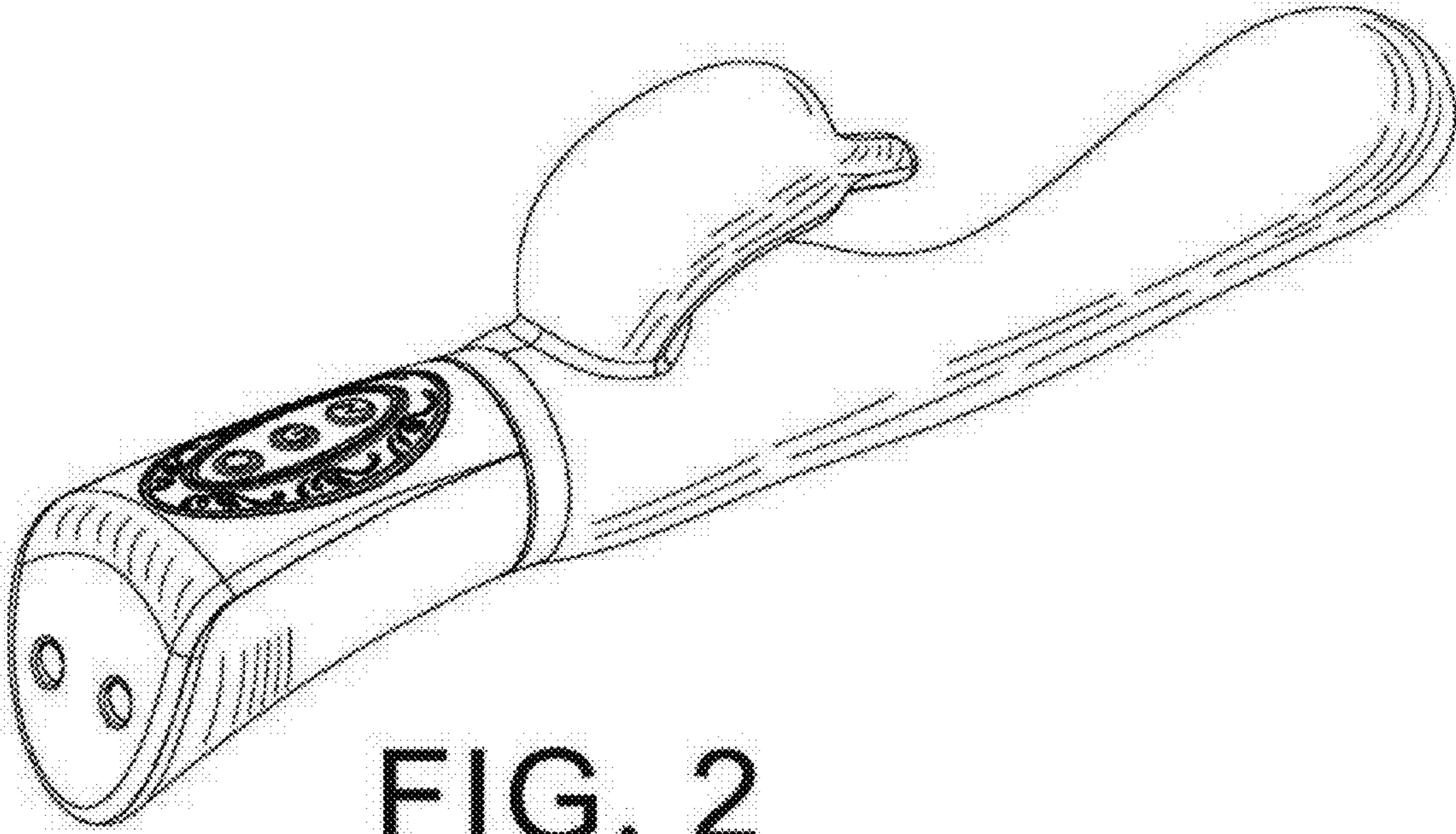


FIG. 2

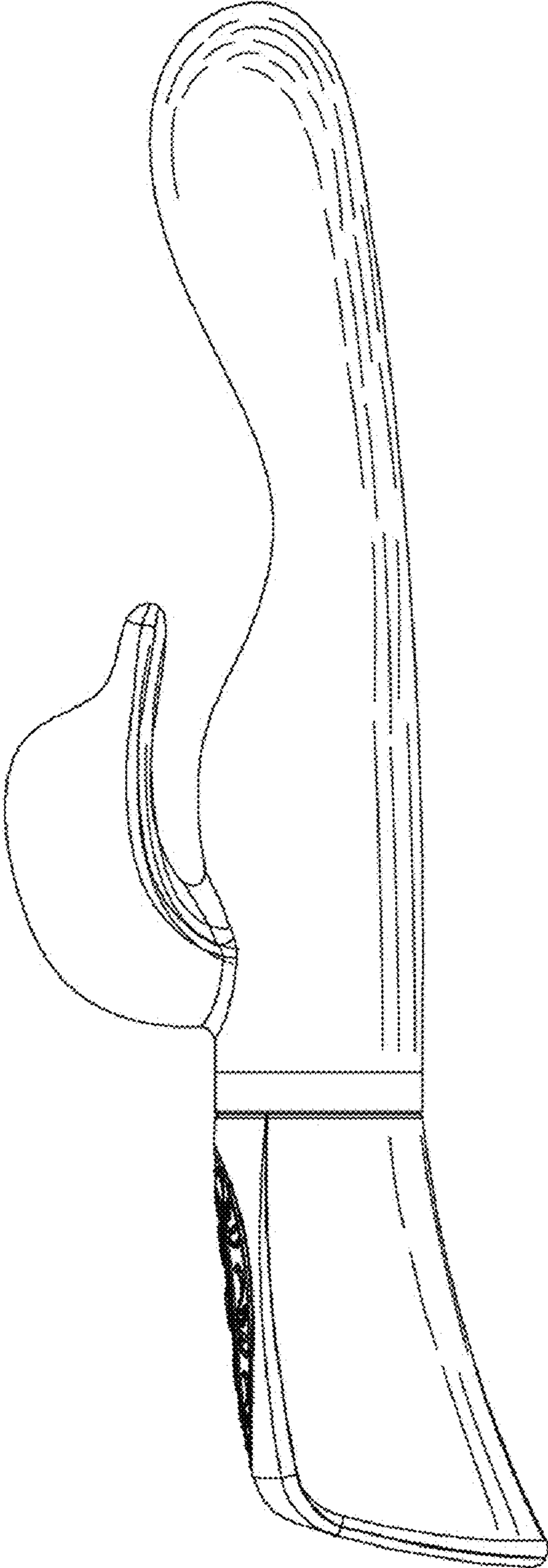


FIG. 3

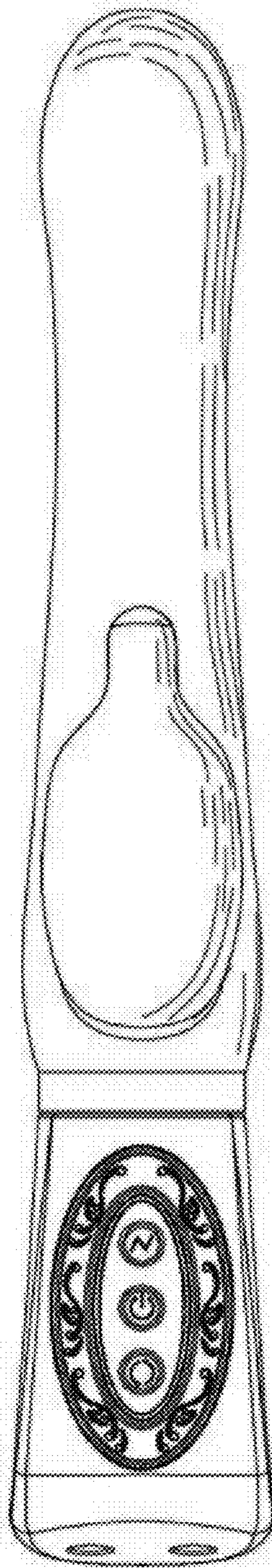


FIG. 4

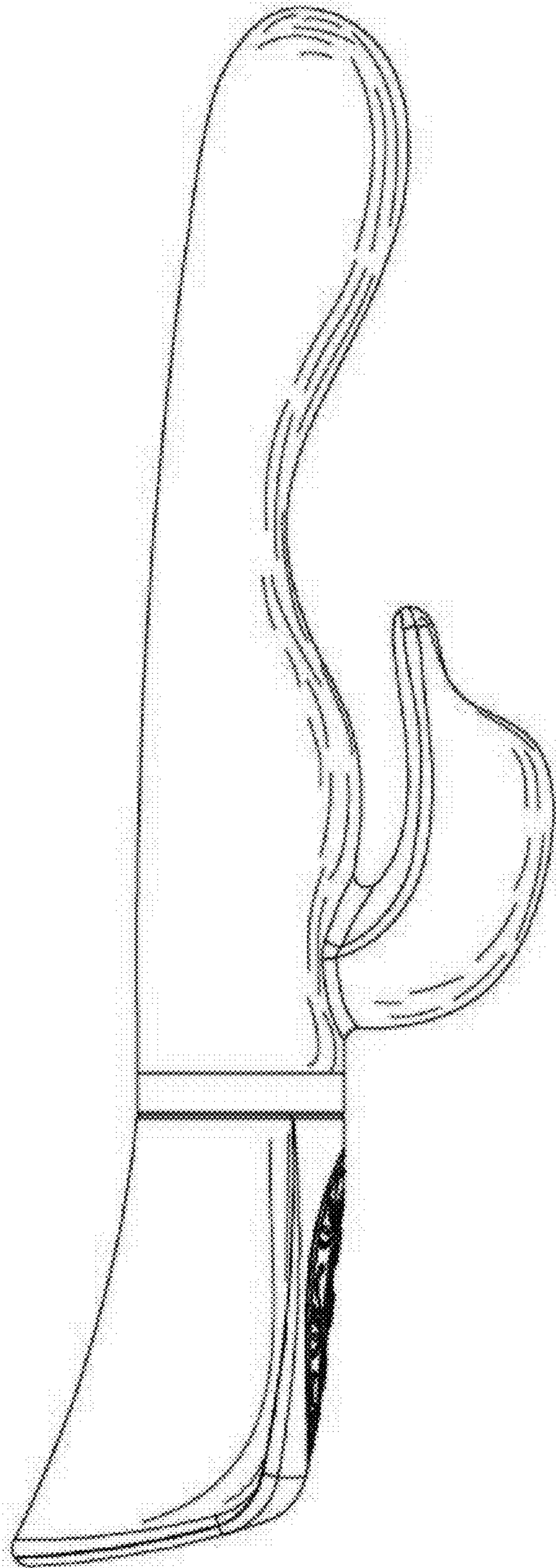


FIG. 5

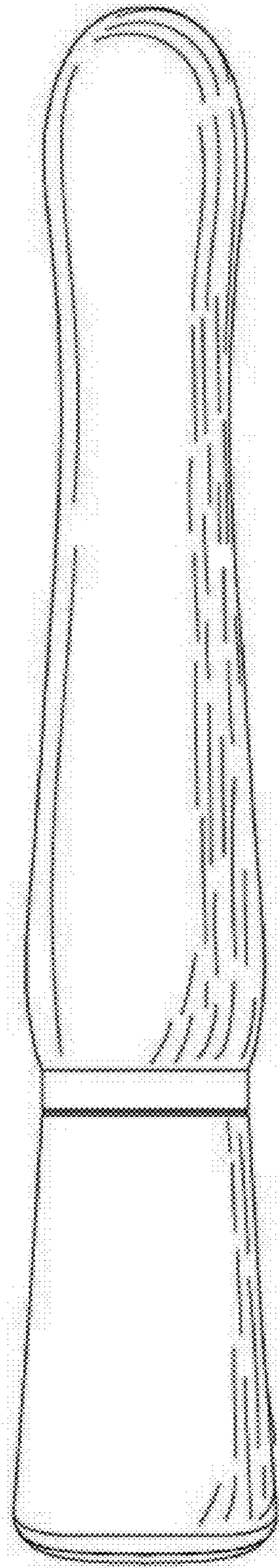


FIG. 6

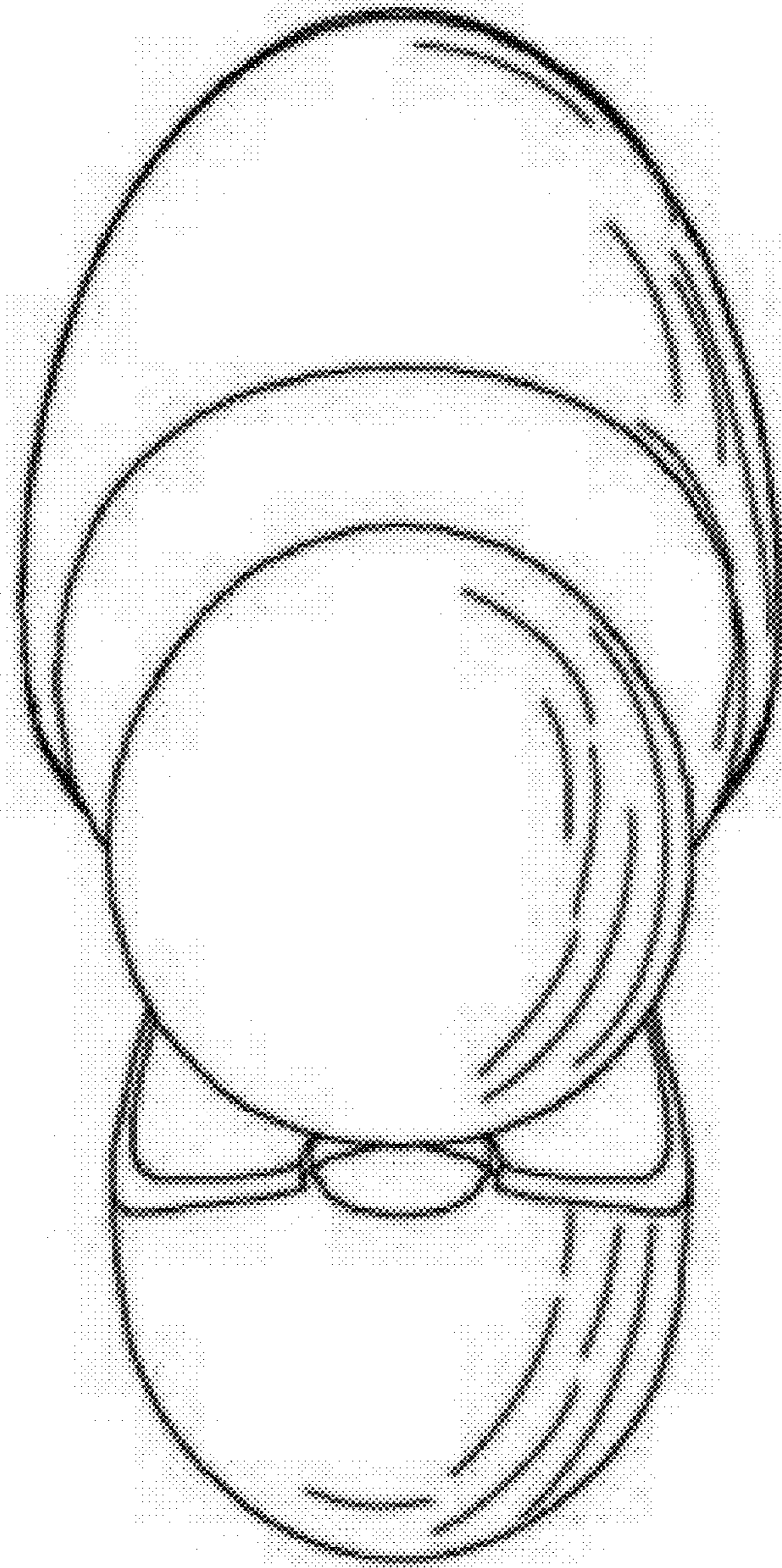


FIG. 7

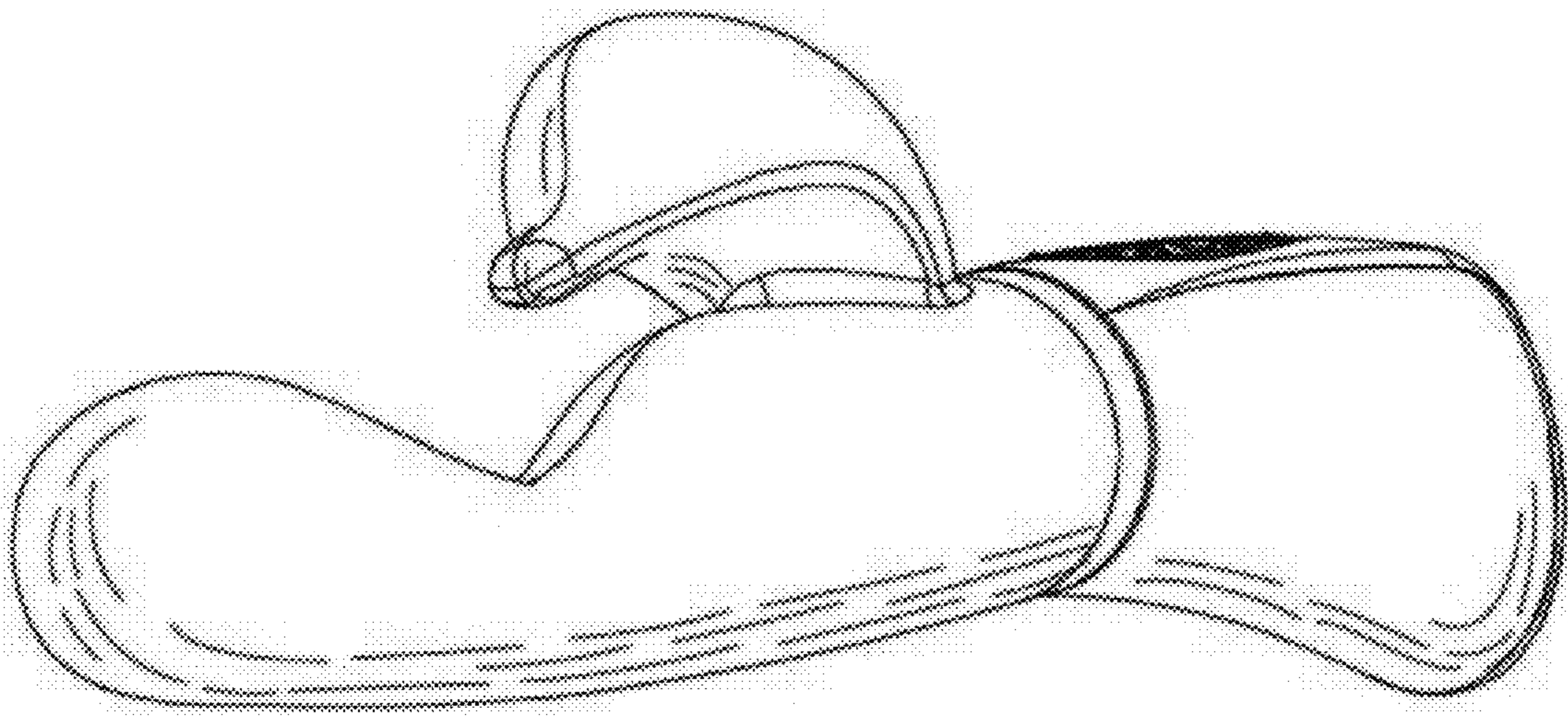


FIG. 8