



US00D653333S

(12) **United States Design Patent**
Ecabert et al.

(10) **Patent No.:** **US D653,333 S**
(45) **Date of Patent:** **** Jan. 31, 2012**

(54) **FLEXIBLE, MULTIPLE CHAMBER STORAGE CONTAINER FOR MEDICAL USE**

(75) Inventors: **Bastien Ecabert**, Bussigny (CH);
Caroline Ansermet, Lausanne (CH);
Cedric Berchier, Tour-de-Peilz (CH)

(73) Assignee: **B. Braun Melsungen AG** (DE)

(**) Term: **14 Years**

(21) Appl. No.: **29/372,356**

(22) Filed: **Nov. 10, 2010**

(30) **Foreign Application Priority Data**

May 10, 2010 (EM) 001706102-0004

(51) **LOC (9) Cl.** **24-02**

(52) **U.S. Cl.** **D24/118**

(58) **Field of Classification Search** D24/118,
D24/127, 108, 128, 111, 224; 604/317, 327,
604/408, 403, 108, 339, 92, 415, 410, 332,
604/333, 414; 128/DIG. 24; 383/22, 23,
383/35; D9/707, 709, 696; 206/219; D18/56
See application file for complete search history.

(56) **References Cited**

U.S. PATENT DOCUMENTS

4,368,765 A * 1/1983 Larkin et al. 604/408
4,484,920 A * 11/1984 Kaufman et al. 604/410
4,548,023 A * 10/1985 Danby et al. 604/410

4,548,606 A * 10/1985 Larkin 604/414
D303,714 S * 9/1989 Manschot D24/118
4,997,083 A * 3/1991 Loretto et al. 604/410
5,176,634 A * 1/1993 Smith et al. 604/410
D337,382 S * 7/1993 Wallace D24/118
D385,031 S * 10/1997 Ropiak et al. D24/118
D397,789 S * 9/1998 Barney et al. D24/118
D399,560 S * 10/1998 Niedospial et al. D24/118
D400,250 S * 10/1998 Ropiak et al. D24/118
D555,787 S * 11/2007 Inoue et al. D24/118

* cited by examiner

Primary Examiner — David Muller

(74) *Attorney, Agent, or Firm* — David C. Purdue

(57) **CLAIM**

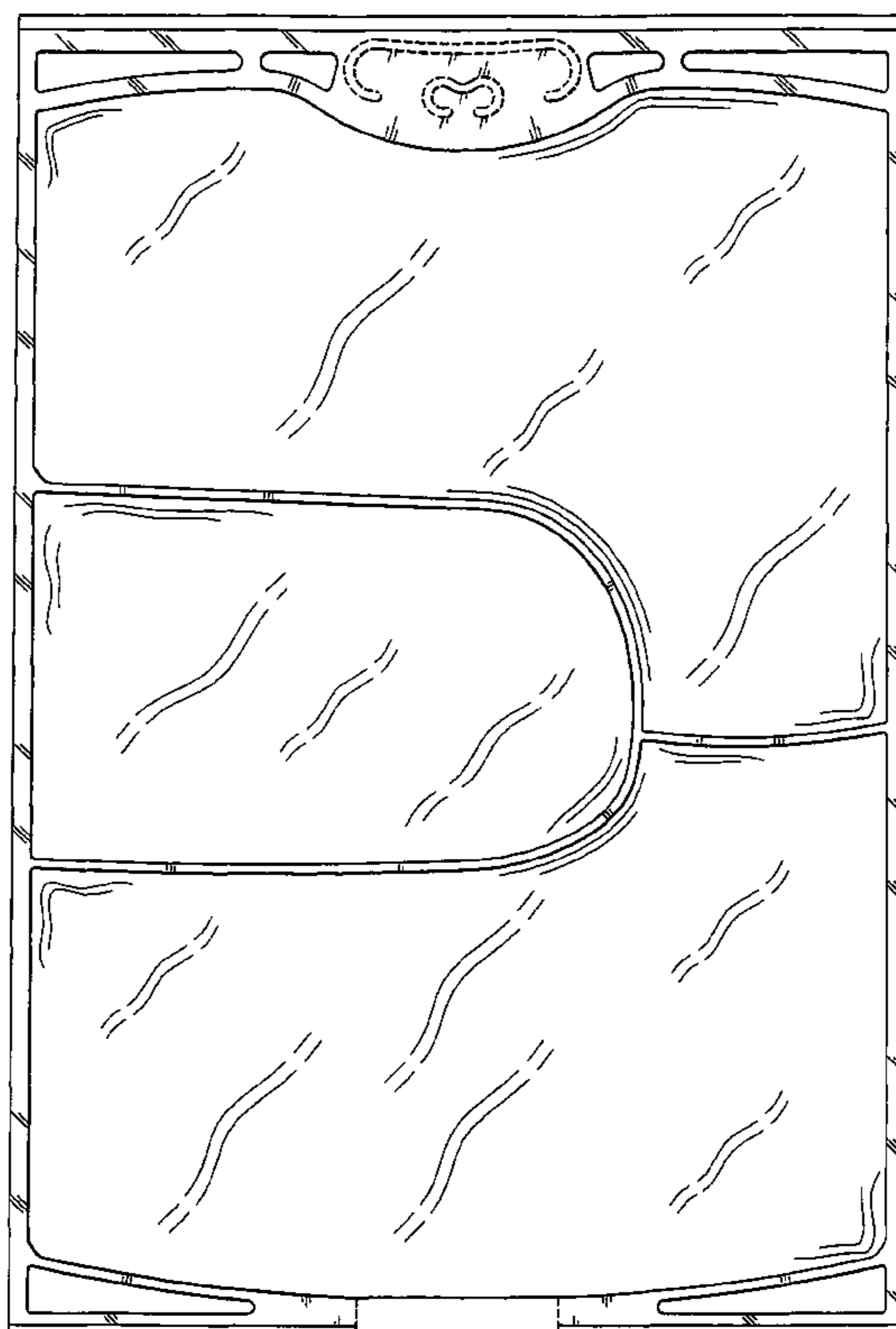
The ornamental design for a flexible, multiple chamber storage container for medical use, as shown and described.

DESCRIPTION

FIG. 1 is a front view of the flexible, multiple chamber storage container for medical use with three discrete chambers; FIG. 2 is a rear view thereof; FIG. 3 is a top view thereof; FIG. 4 is a bottom view thereof; FIG. 5 is a left side view thereof; and, FIG. 6 is a right side view thereof.

The handle for the container shown in broken lines at the top of FIGS. 1 and 2, and the opening to receive a dispensing port shown in broken lines at the bottom of FIGS. 1 and 2 and in FIG. 4 form no part of the claimed design.

1 Claim, 4 Drawing Sheets



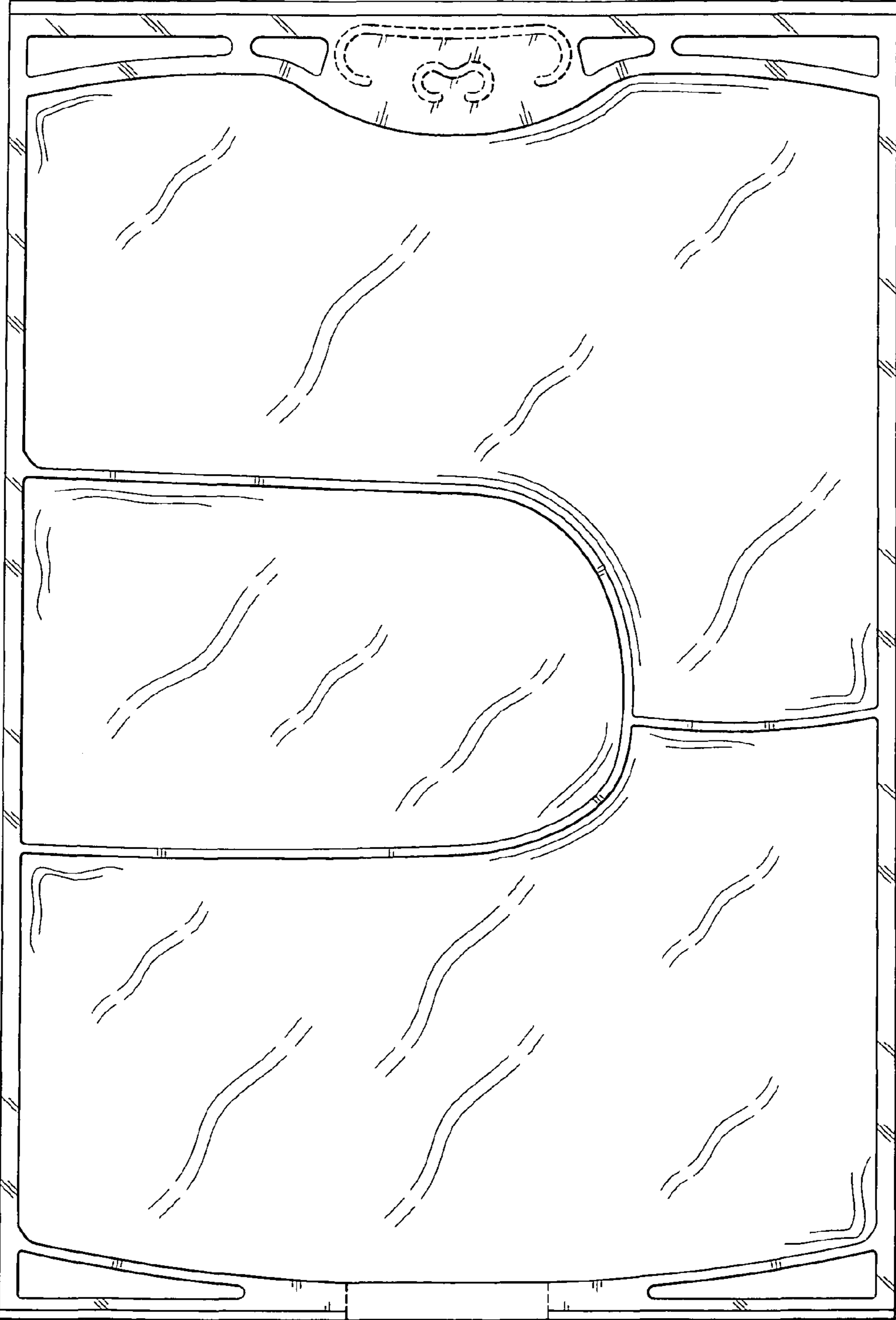


FIG. 1

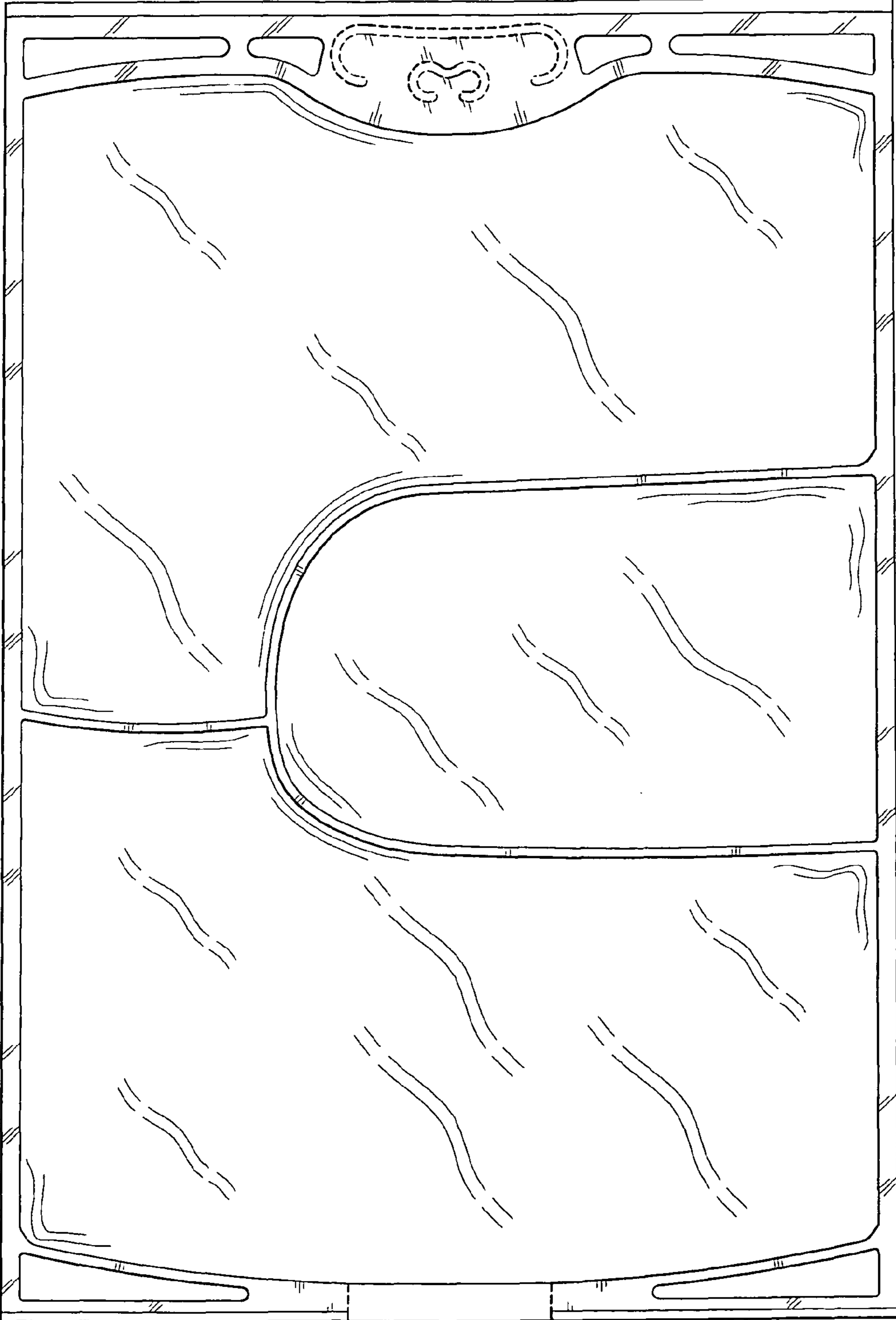


FIG. 2




FIG. 3




FIG. 4



FIG. 5

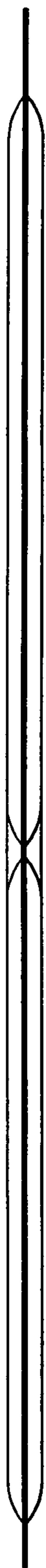


FIG. 6