



US00D653321S

(12) **United States Design Patent**  
**Watanabe et al.**

(10) **Patent No.:** **US D653,321 S**  
(45) **Date of Patent:** **\*\* Jan. 31, 2012**

(54) **WATER HEATER**

(75) Inventors: **Hiromasa Watanabe**, Fuji (JP);  
**Yoshihiro Kubota**, Fuji (JP); **Shikoh Morita**,  
Toshima-ku (JP)

(73) Assignee: **Takagi Industrial Co., Ltd.**, Fuji-shi,  
Shizuoka (JP)

(\*\*) Term: **14 Years**

(21) Appl. No.: **29/394,431**

(22) Filed: **Jun. 16, 2011**

(30) **Foreign Application Priority Data**

May 13, 2011 (JP) ..... 2011-010727

(51) **LOC (9) Cl.** ..... **23-03**

(52) **U.S. Cl.** ..... **D23/320**

(58) **Field of Classification Search** ..... D23/314,  
D23/332, 335-350, 378, 370, 381, 354, 351,  
D23/386, 333, 328, 353, 361, 385, 417, 357,  
D23/334, 355, 359, 362, 366, 320, 319, 318;  
392/365, 367, 424, 383, 411, 360, 369, 373-376;  
126/183, 110 B, 91 A, 92 A, 500, 544, 547;  
D99/29

See application file for complete search history.

(56) **References Cited**

**U.S. PATENT DOCUMENTS**

D309,345 S \* 7/1990 Anderson et al. .... D23/325  
D483,451 S \* 12/2003 Yamamoto et al. .... D23/320  
D483,452 S \* 12/2003 Yamamoto et al. .... D23/320  
D483,453 S \* 12/2003 Yamamoto et al. .... D23/320  
D483,844 S \* 12/2003 Yamamoto et al. .... D23/320  
D501,544 S \* 2/2005 Smith et al. .... D23/329  
D502,253 S \* 2/2005 Smith et al. .... D23/329  
D502,254 S \* 2/2005 Smith et al. .... D23/329  
D532,498 S \* 11/2006 Maegawa et al. .... D23/318

D533,928 S \* 12/2006 Maegawa et al. .... D23/318  
D570,973 S \* 6/2008 Nanbu et al. .... D23/318  
D570,974 S \* 6/2008 Nanbu et al. .... D23/318  
D570,975 S \* 6/2008 Nanbu et al. .... D23/318  
D570,976 S \* 6/2008 Nanbu et al. .... D23/318  
D583,918 S \* 12/2008 Davis et al. .... D23/320  
D616,536 S \* 5/2010 Lee ..... D23/318  
D619,689 S \* 7/2010 Bartlett et al. .... D23/329  
D623,280 S \* 9/2010 Bartlett et al. .... D23/329  
D633,994 S \* 3/2011 Gedcke et al. .... D23/329  
D636,857 S \* 4/2011 Jacques et al. .... D23/320  
D638,529 S \* 5/2011 Gedcke et al. .... D23/329

\* cited by examiner

*Primary Examiner* — T. Chase Nelson

*Assistant Examiner* — Ania Aman

(74) *Attorney, Agent, or Firm* — Westerman, Hattori,  
Daniels & Adrian, LLP

(57) **CLAIM**

The ornamental design for a water heater, as shown and described.

**DESCRIPTION**

FIG. 1 is a perspective view of our new design for a water heater;

FIG. 2 is a front elevation view thereof;

FIG. 3 is a rear elevation view thereof;

FIG. 4 is a top plan view thereof;

FIG. 5 is a bottom view thereof;

FIG. 6 is a right side elevation view thereof (a left side elevation view thereof is a mirror image of the right side elevation view); and,

FIG. 7 is a cross-sectional end elevational view thereof taken on line 7-7 of FIG. 2.

Full lines illustrate portions that form parts of the claimed design.

Broken lines illustrate portions that form no part of the claimed design.

**1 Claim, 7 Drawing Sheets**

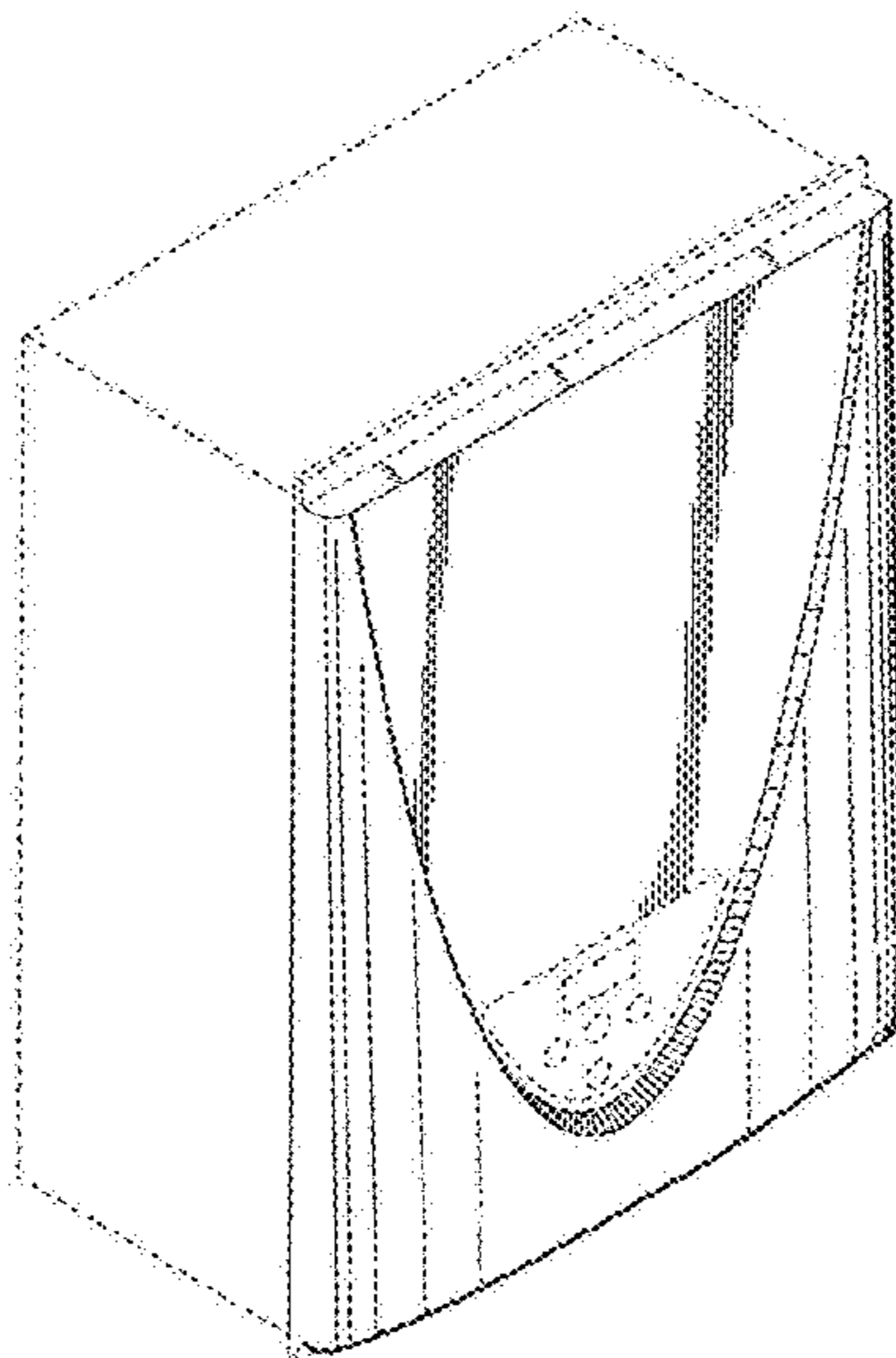


FIG. 1

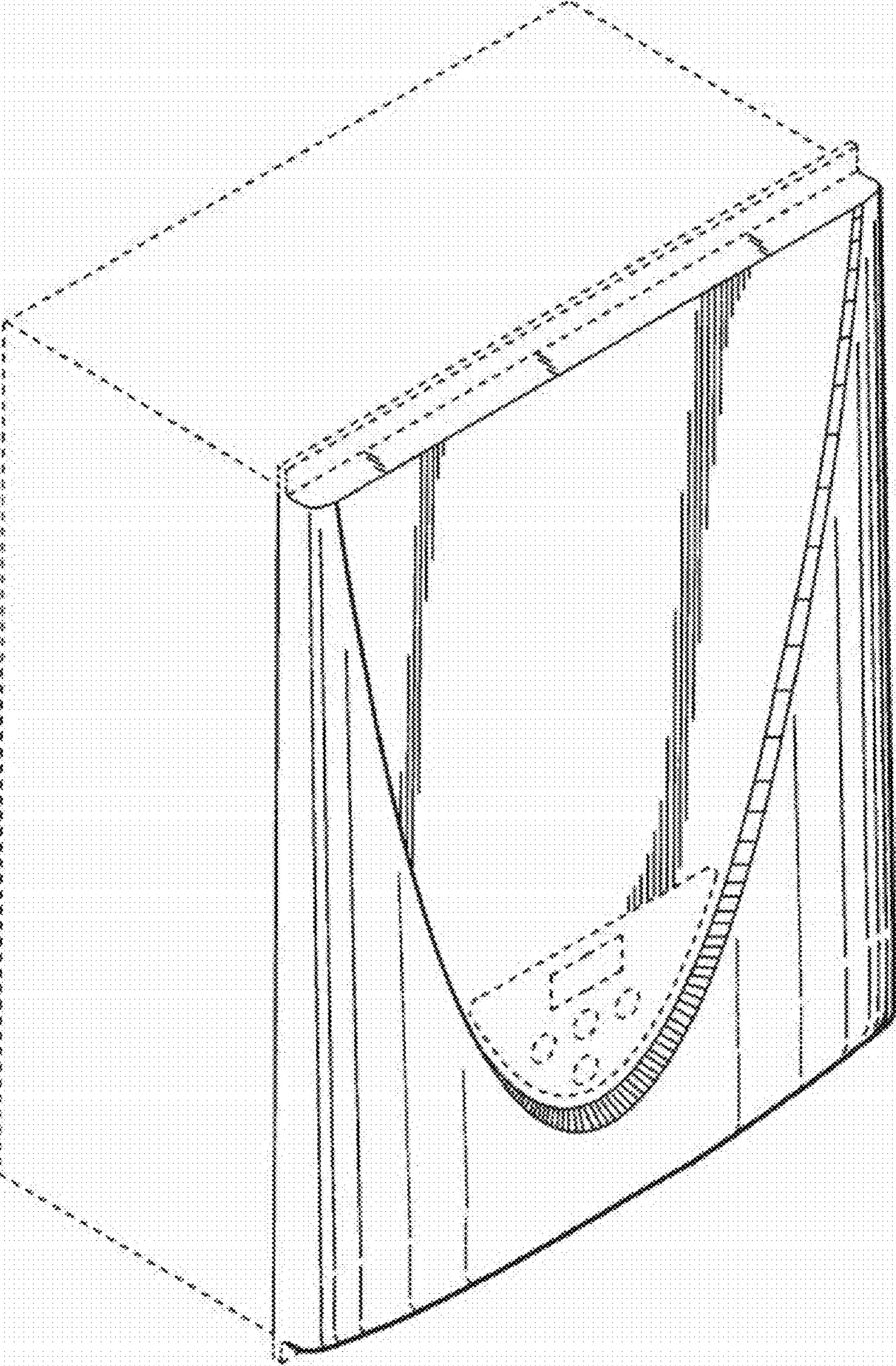
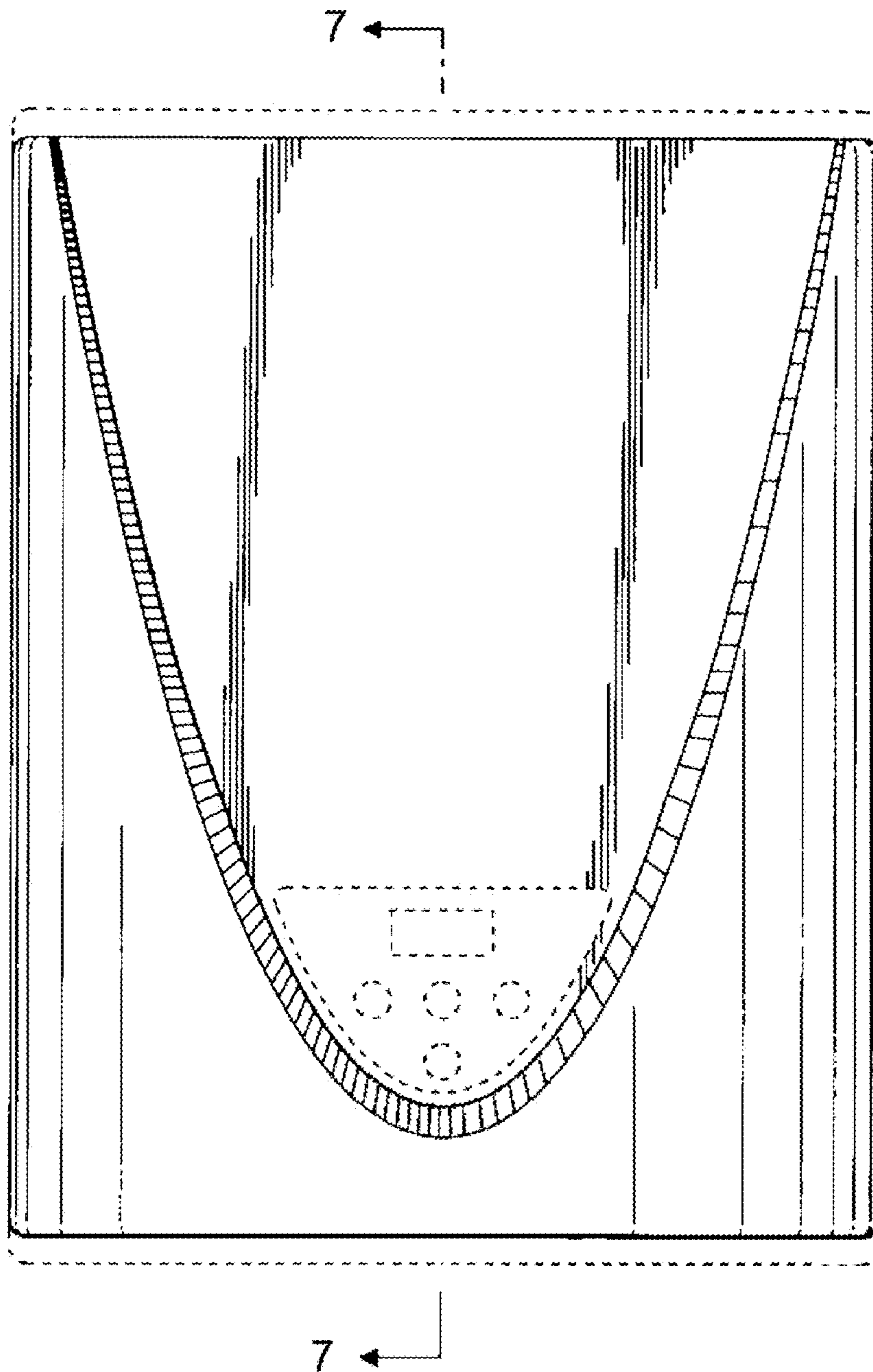


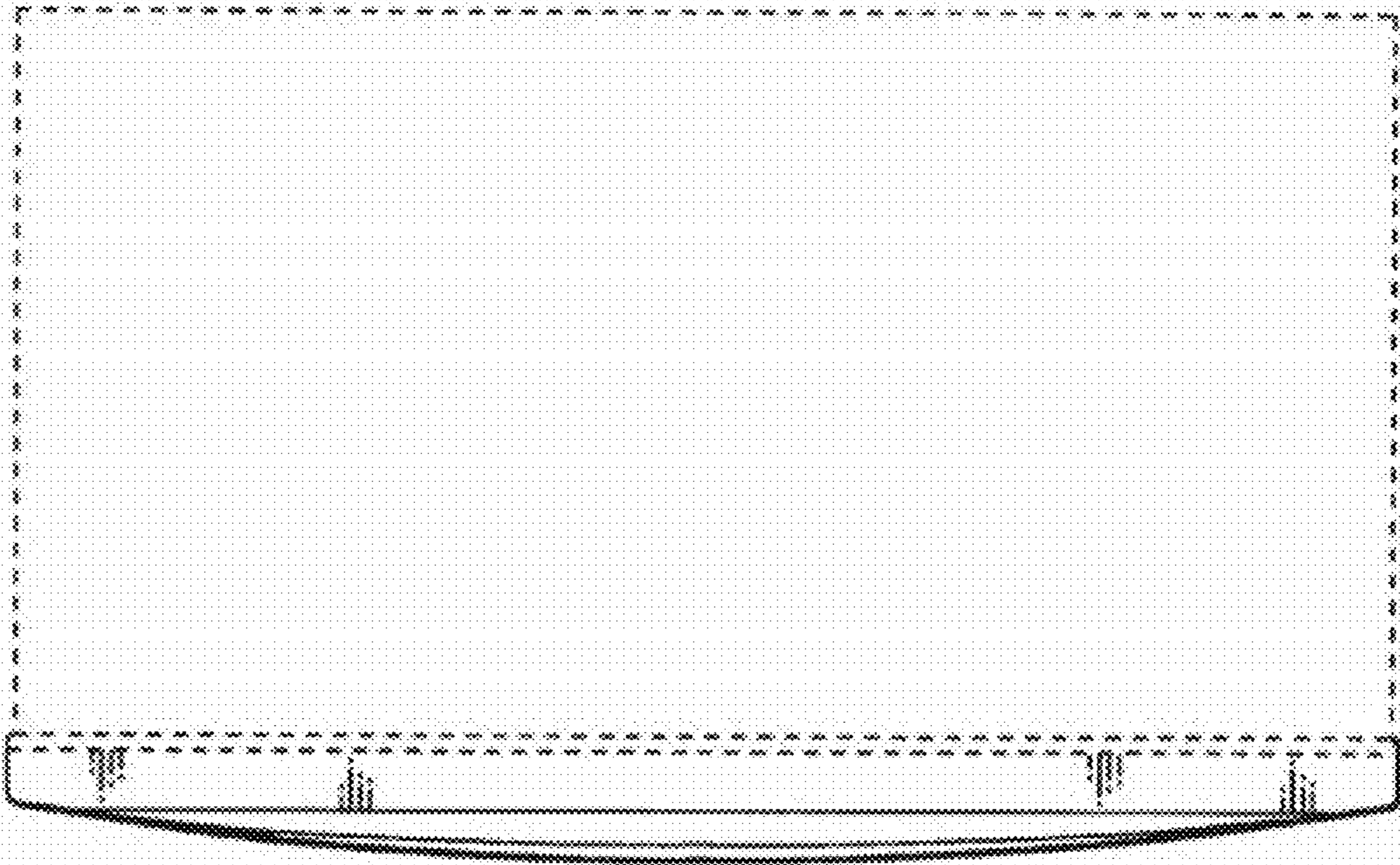
FIG. 2



**FIG. 3**



FIG. 4



**FIG. 5**

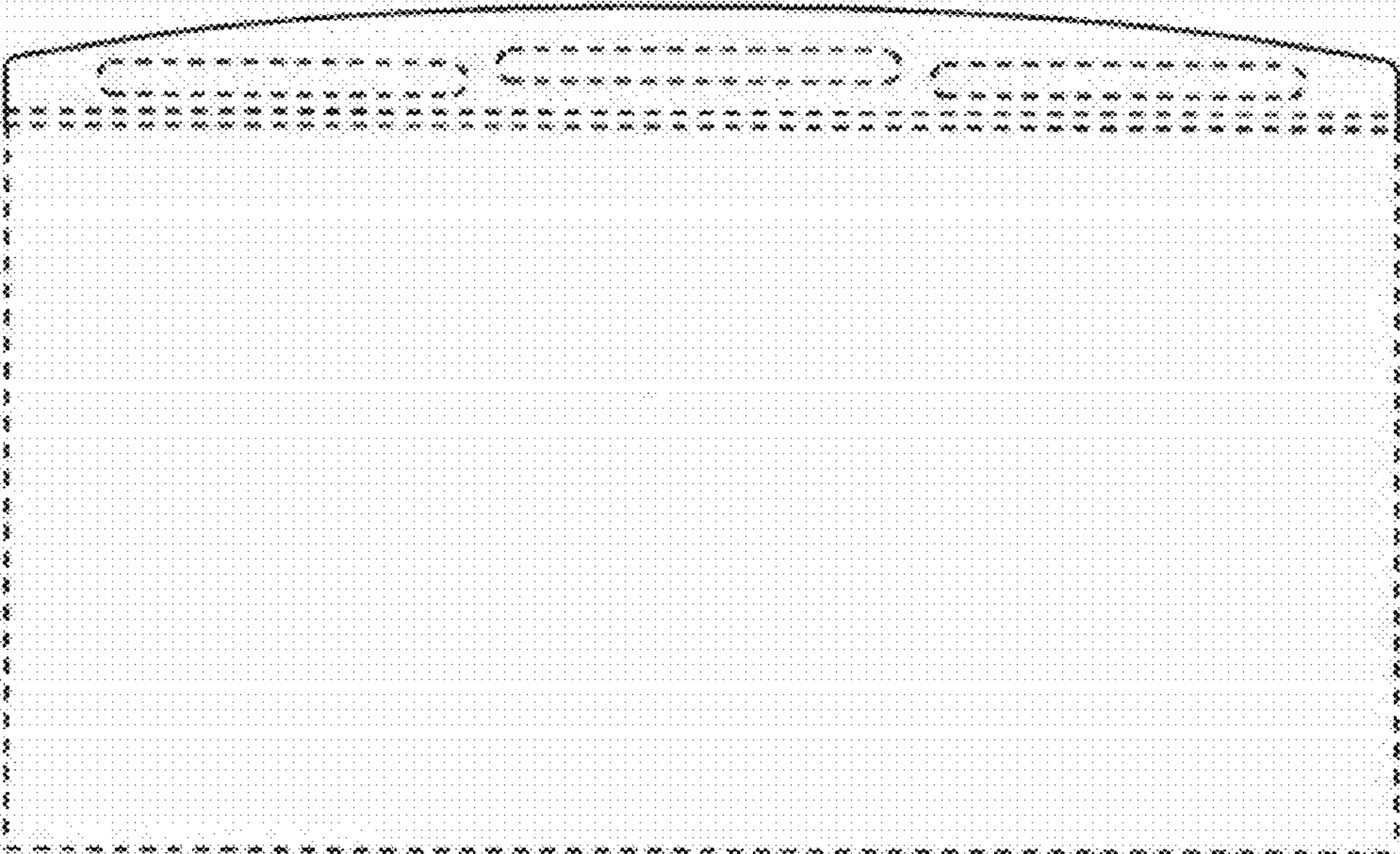


FIG. 6




FIG. 7

