



US00D653319S

(12) **United States Design Patent**  
**Eaddy**

(10) **Patent No.:** **US D653,319 S**

(45) **Date of Patent:** **\*\* Jan. 31, 2012**

(54) **TOILET BOWL COVERING**

(76) Inventor: **Brandy L. Eaddy**, Lamar, SC (US)

(\*\*) Term: **14 Years**

(21) Appl. No.: **29/393,598**

(22) Filed: **Jun. 7, 2011**

(51) **LOC (9) Cl.** ..... **23-02**

(52) **U.S. Cl.** ..... **D23/311; 4/245.1**

(58) **Field of Classification Search** ..... **D23/303,**

**D23/309, 311-312; 4/245.1, 245.8, 425.9**

See application file for complete search history.

(56) **References Cited**

**U.S. PATENT DOCUMENTS**

1,522,699	A	1/1925	Reid	
4,806,406	A	2/1989	Akerman et al.	
4,875,242	A *	10/1989	Albrecht et al.	4/245.9
5,067,185	A	11/1991	Kohler	
D342,859	S	1/1994	Garcia	
5,557,809	A *	9/1996	Adams	4/245.8
5,729,838	A	3/1998	Schweizer	

5,887,291	A	3/1999	Bellizzi	
6,711,756	B1	3/2004	Mollendor	
6,813,784	B1 *	11/2004	Thompson	4/245.1
D638,921	S *	5/2011	Bullington et al.	D23/311

\* cited by examiner

*Primary Examiner* — Robert Delehanty

(57) **CLAIM**

The ornamental design for a toilet bowl covering, as shown and described.

**DESCRIPTION**

FIG. 1 is a top plan view of a toilet bowl covering showing my new design;

FIG. 2 is a bottom plan view of the toilet bowl covering;

FIG. 3 is a side view of the toilet bowl covering;

FIG. 4 is a front view of the toilet bowl covering;

FIG. 5 is a rear view of the toilet bowl covering; and,

FIG. 6 is a top perspective view of the toilet bowl covering, the portions in phantom being for illustrative purposes only and forming no portion of the claimed invention.

**1 Claim, 3 Drawing Sheets**



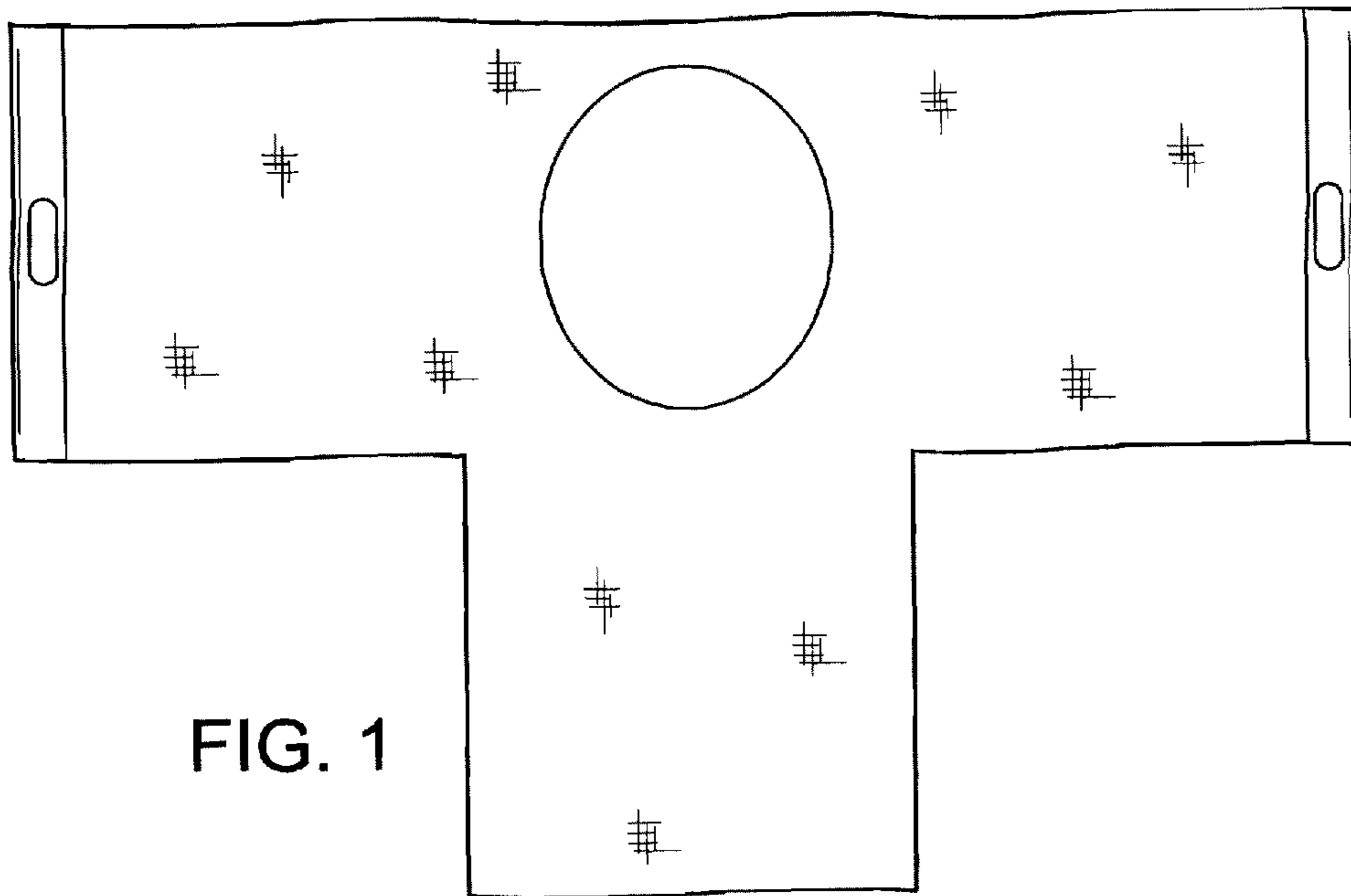


FIG. 1

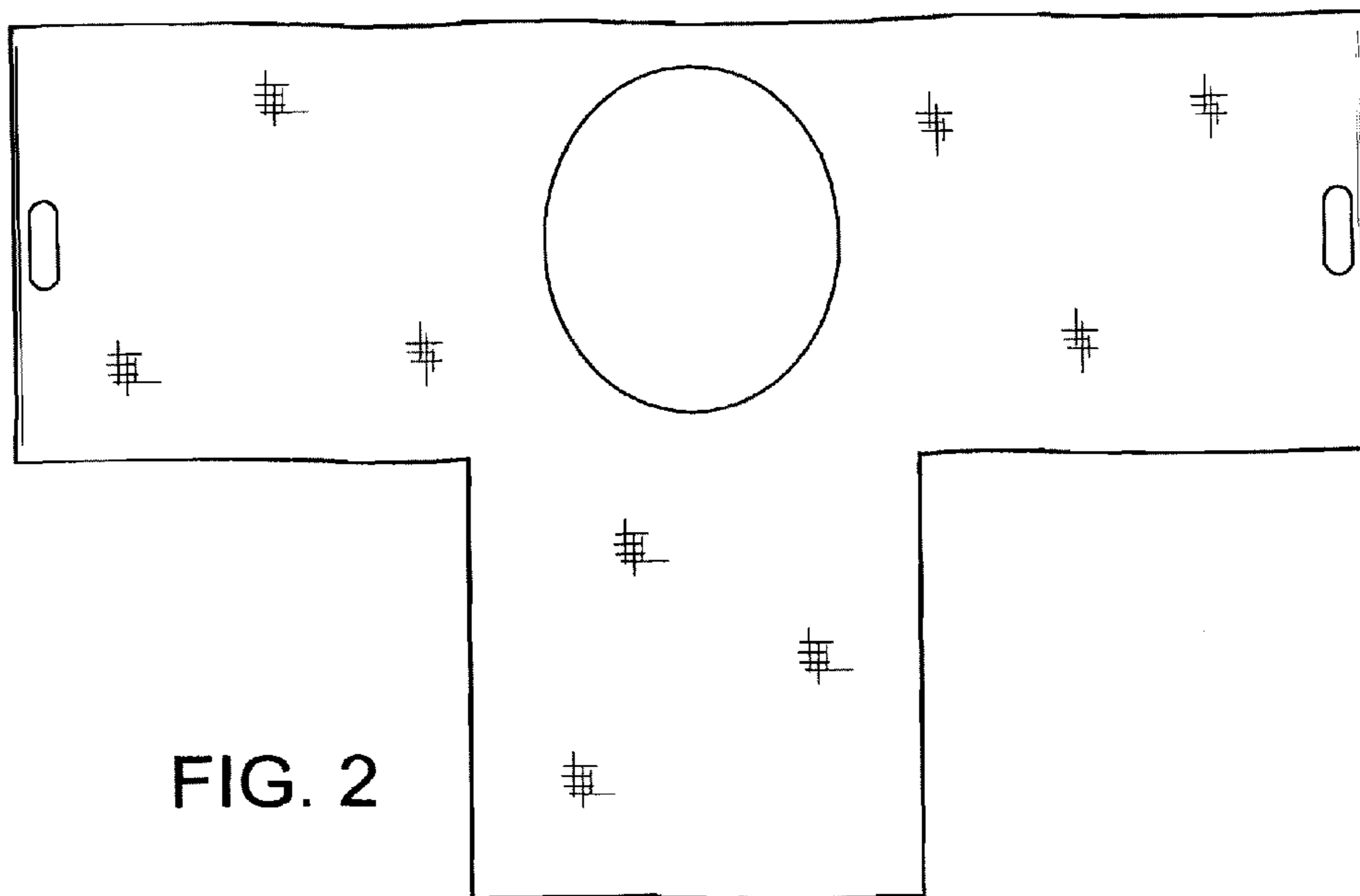


FIG. 2



FIG. 3



FIG. 4



FIG. 5

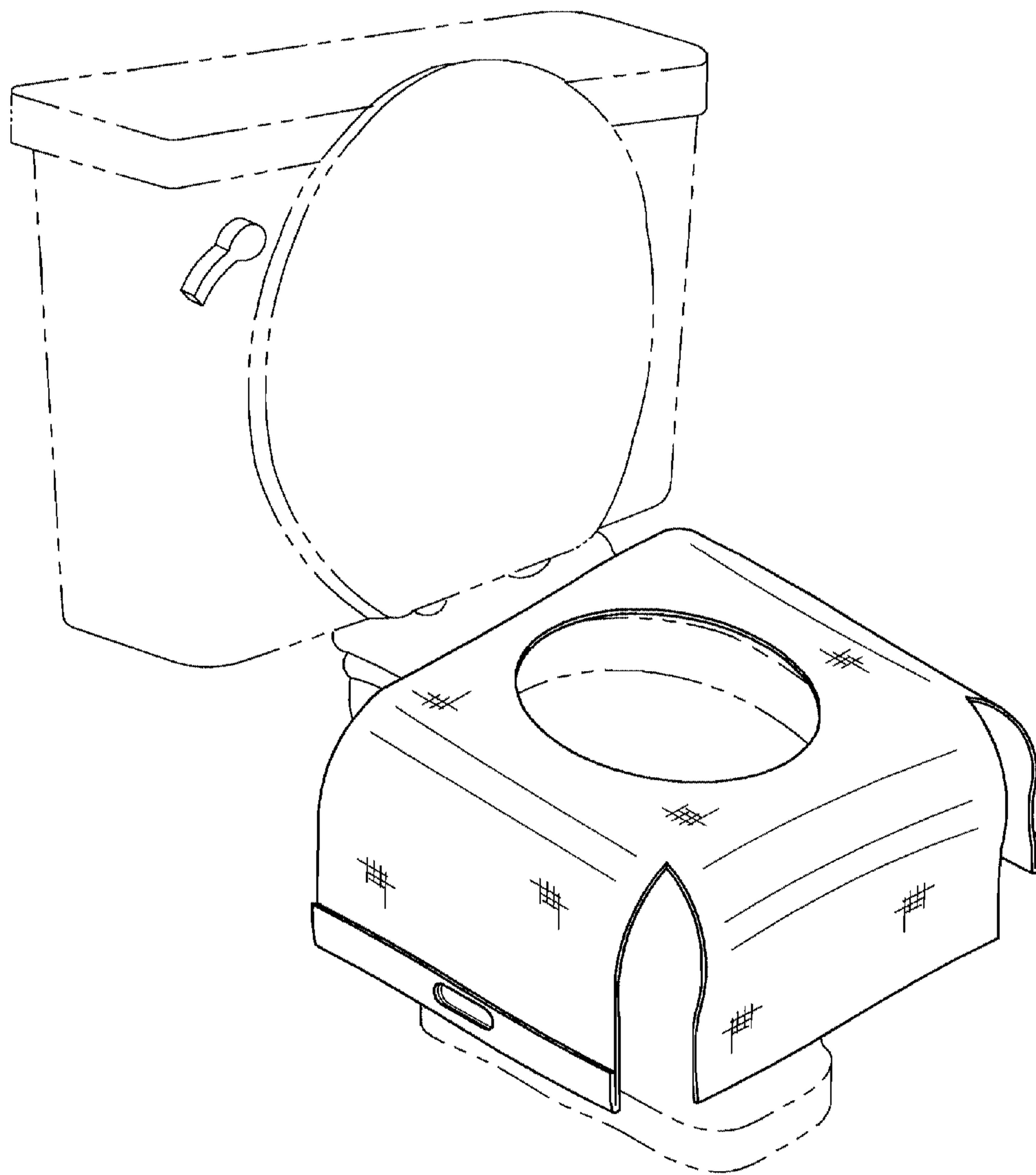


FIG. 6