



US00D653315S

(12) **United States Design Patent**
Yoshioka

(10) **Patent No.:** **US D653,315 S**
(45) **Date of Patent:** **** Jan. 31, 2012**

(54) **WATER CLOSET**

(75) Inventor: **Yuji Yoshioka**, Kitakyushu (JP)

(73) Assignee: **Toto Ltd.**, Kitakyushu-Shi (JP)

(**) Term: **14 Years**

(21) Appl. No.: **29/381,814**

(22) Filed: **Dec. 23, 2010**

(51) **LOC (9) Cl.** **23-02**

(52) **U.S. Cl.** **D23/301**

(58) **Field of Classification Search** D23/295,
D23/301, 303, 309, 313; 4/300, 353, 420,
4/DIG. 15

See application file for complete search history.

(56) **References Cited**

U.S. PATENT DOCUMENTS

D353,450 S *	12/1994	Anderson et al.	D23/301
D453,555 S *	2/2002	Tako	D23/295
D454,943 S *	3/2002	Chen	D23/301
D624,165 S *	9/2010	Yokoyama et al.	D23/301

* cited by examiner

Primary Examiner — Robert Delehanty

(74) *Attorney, Agent, or Firm* — Birch, Stewart, Kolasch & Birch, LLP

(57) **CLAIM**

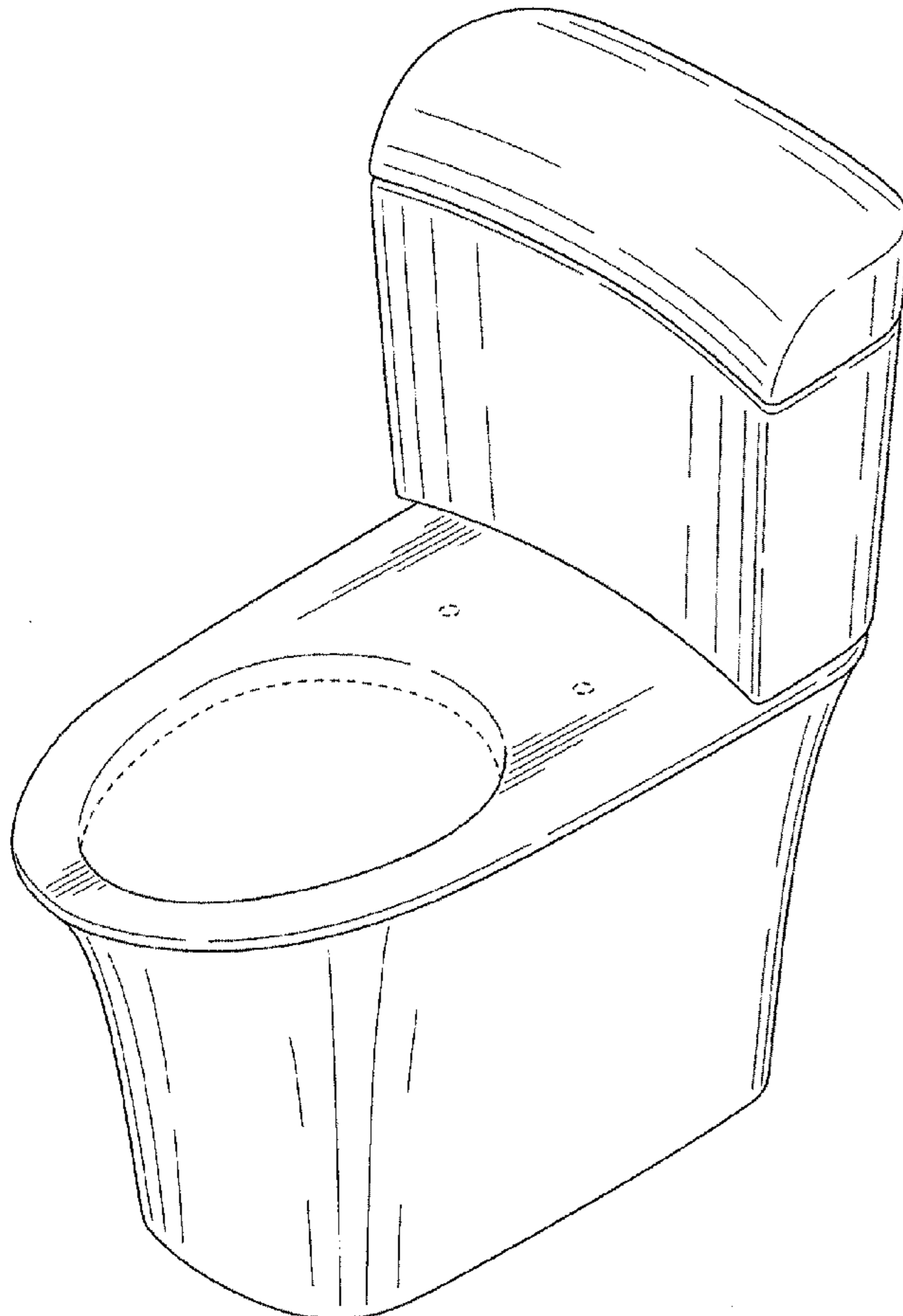
The ornamental design for a water closet, as shown and described.

DESCRIPTION

FIG. 1 is a perspective view of front, top plan and right side of a water closet showing our new design;
FIG. 2 is a front view thereof;
FIG. 3 is a rear view thereof;
FIG. 4 is a top plan view thereof;
FIG. 5 is a bottom view thereof;
FIG. 6 is a left side view thereof; and,
FIG. 7 is a right side view thereof.

The broken lines shown in the drawings views are included for the purpose of illustrating a portion of the water closet that forms no part of the claimed design.

1 Claim, 5 Drawing Sheets






FIG. 1

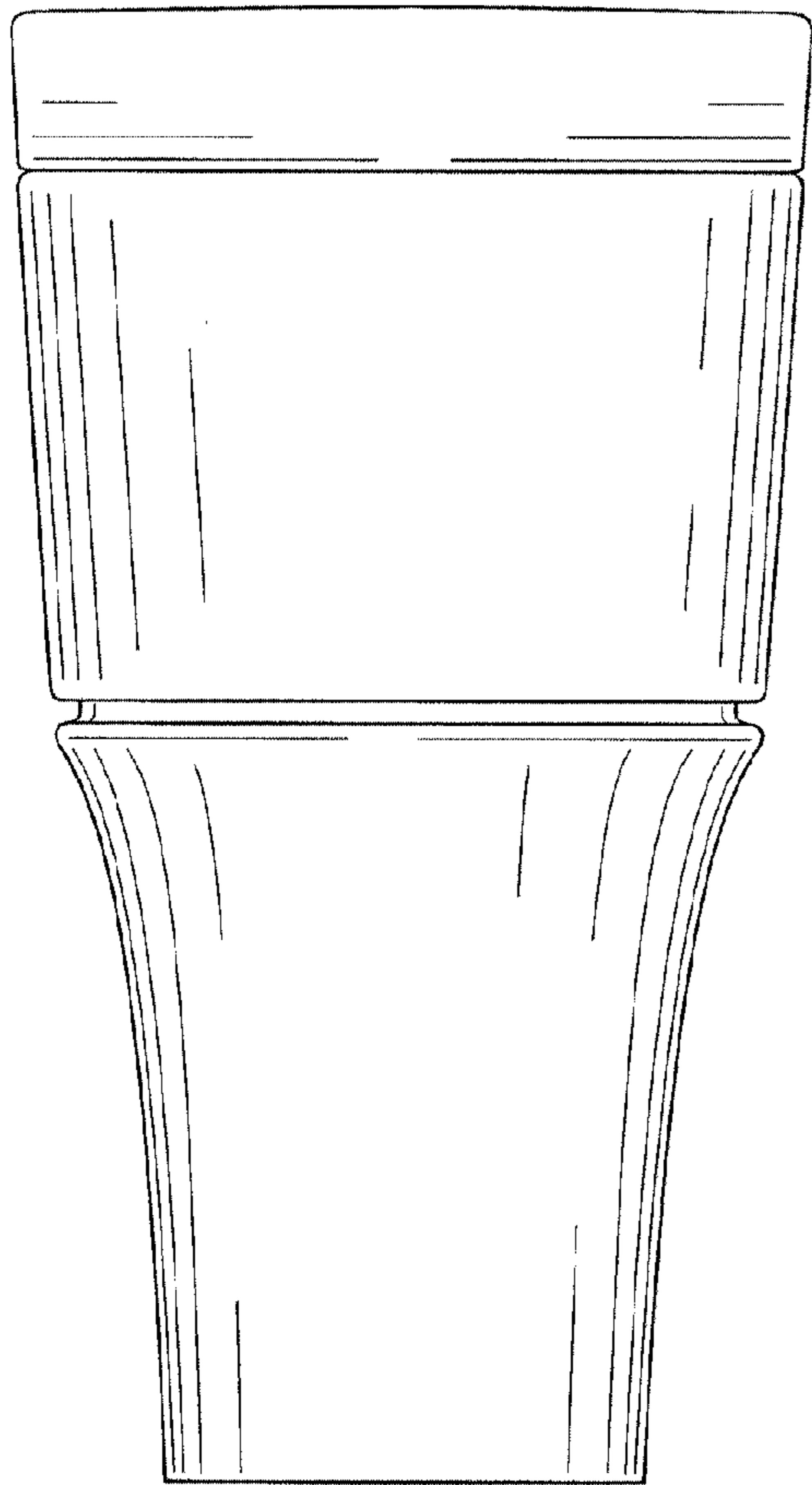


FIG. 2




FIG. 3

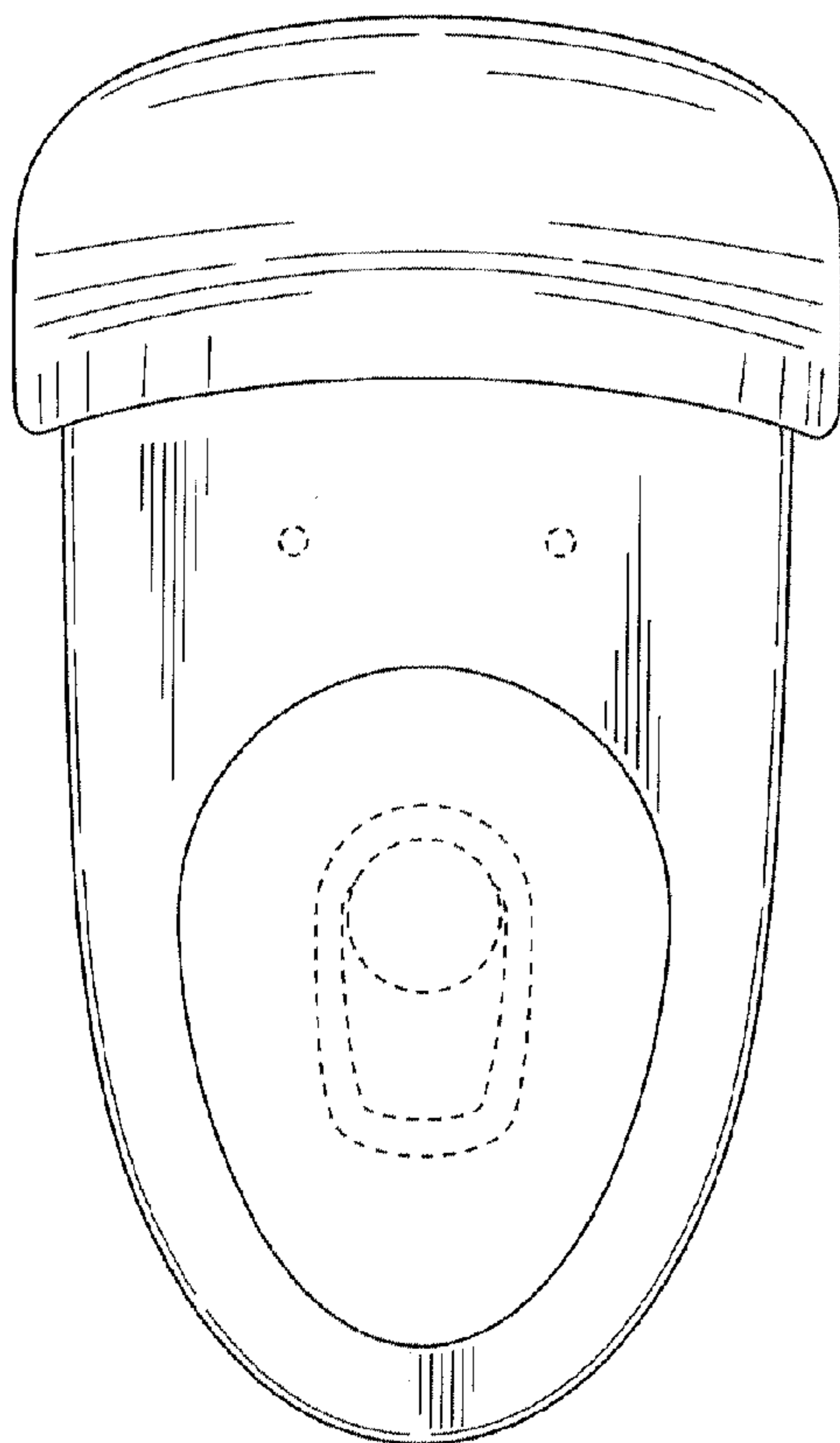


FIG. 4

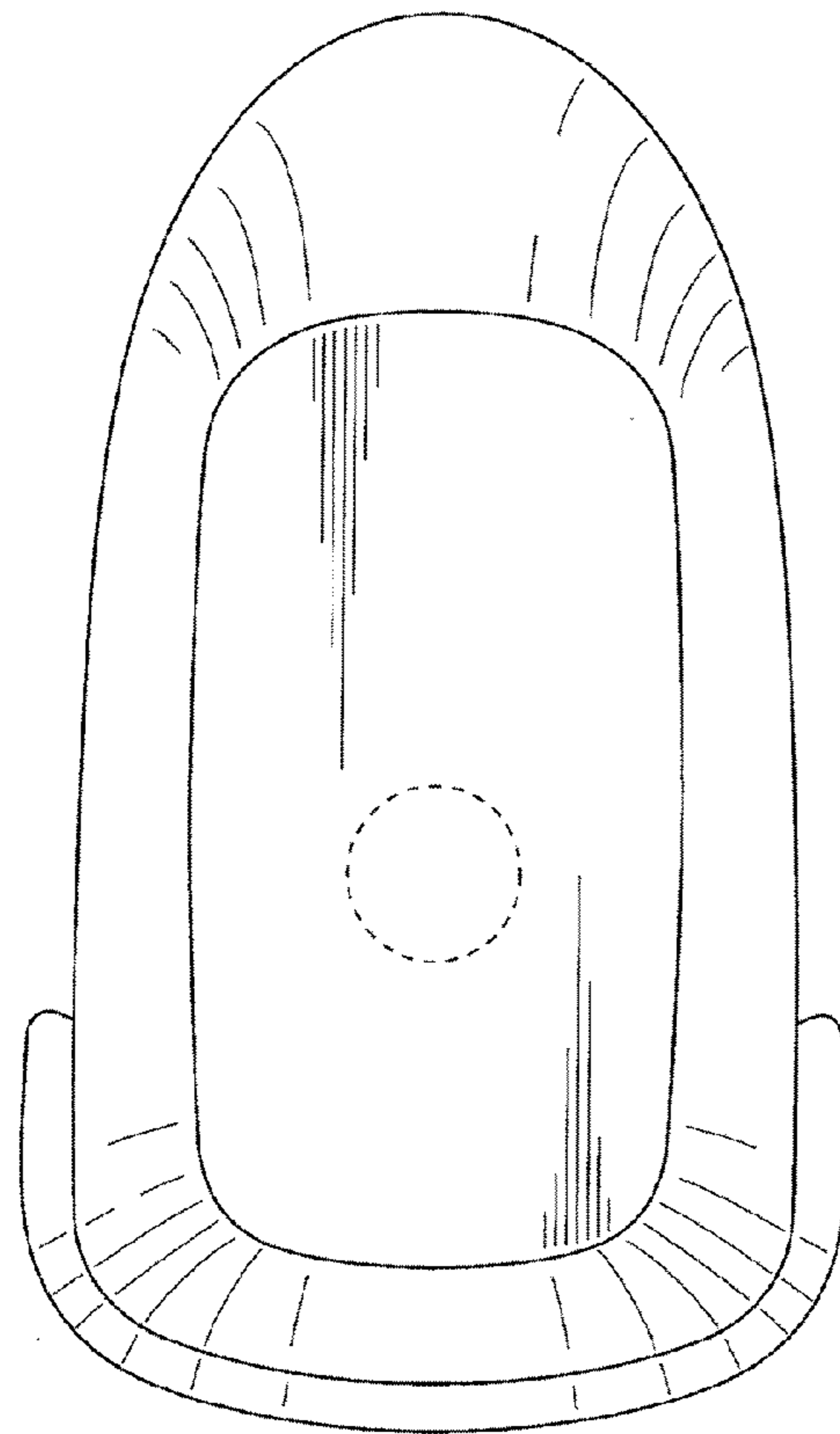


FIG. 5




FIG. 6




FIG. 7