



US00D653301S

(12) **United States Design Patent**  
**Betts**

(10) **Patent No.:** **US D653,301 S**  
(45) **Date of Patent:** **\*\* Jan. 31, 2012**

(54) **FISHING LURE**

(76) Inventor: **Donald A. Betts**, Danville, VA (US)

(\*\*) Term: **14 Years**

(21) Appl. No.: **29/388,556**

(22) Filed: **Mar. 30, 2011**

(51) **LOC (9) Cl.** ..... **22-05**

(52) **U.S. Cl.** ..... **D22/127**

(58) **Field of Classification Search** ..... D22/126-133;  
43/44.2, 42, 43.1, 44.8, 44.96, 44.4, 43.12,  
43/44.81, 42.24, 42.31, 42.34

See application file for complete search history.

(56) **References Cited**

**U.S. PATENT DOCUMENTS**

2,271,064	A *	1/1942	Dolph	.....	29/235.5
2,563,825	A *	8/1951	Ebert	.....	43/42.24
D316,289	S *	4/1991	Smith	.....	D22/127
D385,329	S *	10/1997	Betts	.....	D22/127
D430,640	S *	9/2000	Saverino	.....	D22/127
6,115,956	A *	9/2000	Firmin	.....	43/42.06
D610,648	S *	2/2010	Saib	.....	D22/127
D615,147	S *	5/2010	Montgomery	.....	D22/127
D637,264	S *	5/2011	McNaughton	.....	D22/127

\* cited by examiner

*Primary Examiner* — Catheri Oliver

(74) *Attorney, Agent, or Firm* — MacCord Mason PLLC

(57) **CLAIM**

The ornamental design for a fishing lure, as shown and described.

**DESCRIPTION**

FIG. 1 is a perspective view of an ornamental fishing lure according to one embodiment of the invention, with the legs in a position substantially perpendicular to the body.

FIG. 2 is a perspective view thereof with the legs in an alternate position, whereby the legs are oriented parallel to the orientation of the body.

FIG. 3 is a top view of a positioning similar to shown in FIG. 1.

FIG. 4 is a top view of a positioning similar to shown in FIG. 2.

FIG. 5 is a side view of the positioning shown in FIG. 2.

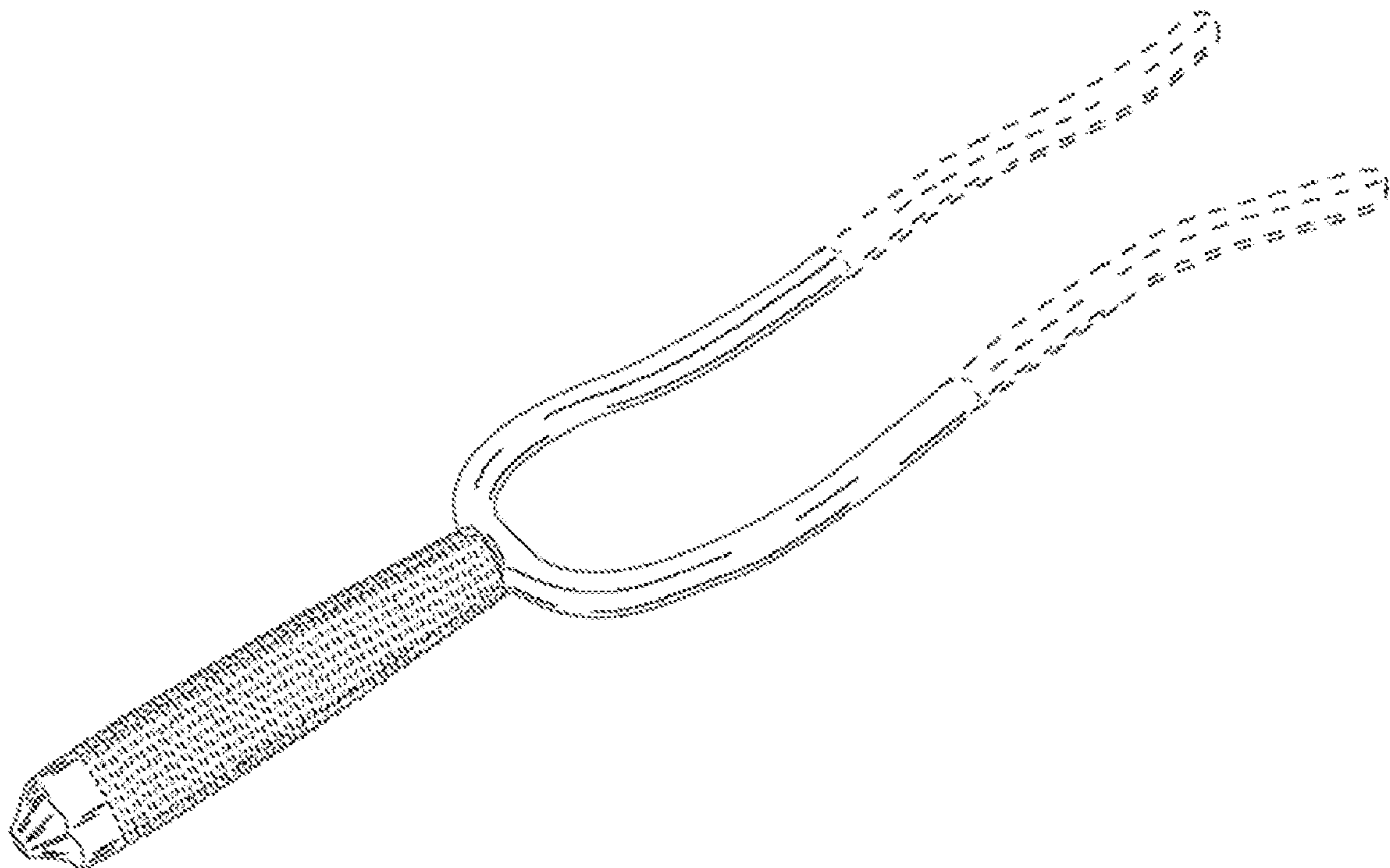
FIG. 6 is a front view of the positioning shown in FIG. 2.

FIG. 7 is a top view of the lure with the legs in an alternate, irregular position; and,

FIG. 8 is a perspective view of another lure embodiment. This embodiment is the same as the first with the exception of the dotted line pattern disclosed in the first embodiment.

The bottom view is omitted as it is substantially similar to the top view and/or readily understood from the other figures. Distal tips of the legs are shown in dotted lines as relative length of the legs may vary in various embodiments. Similarly, surface features of the body are shown in dotted lines as they may vary from embodiment to embodiment.

**1 Claim, 4 Drawing Sheets**



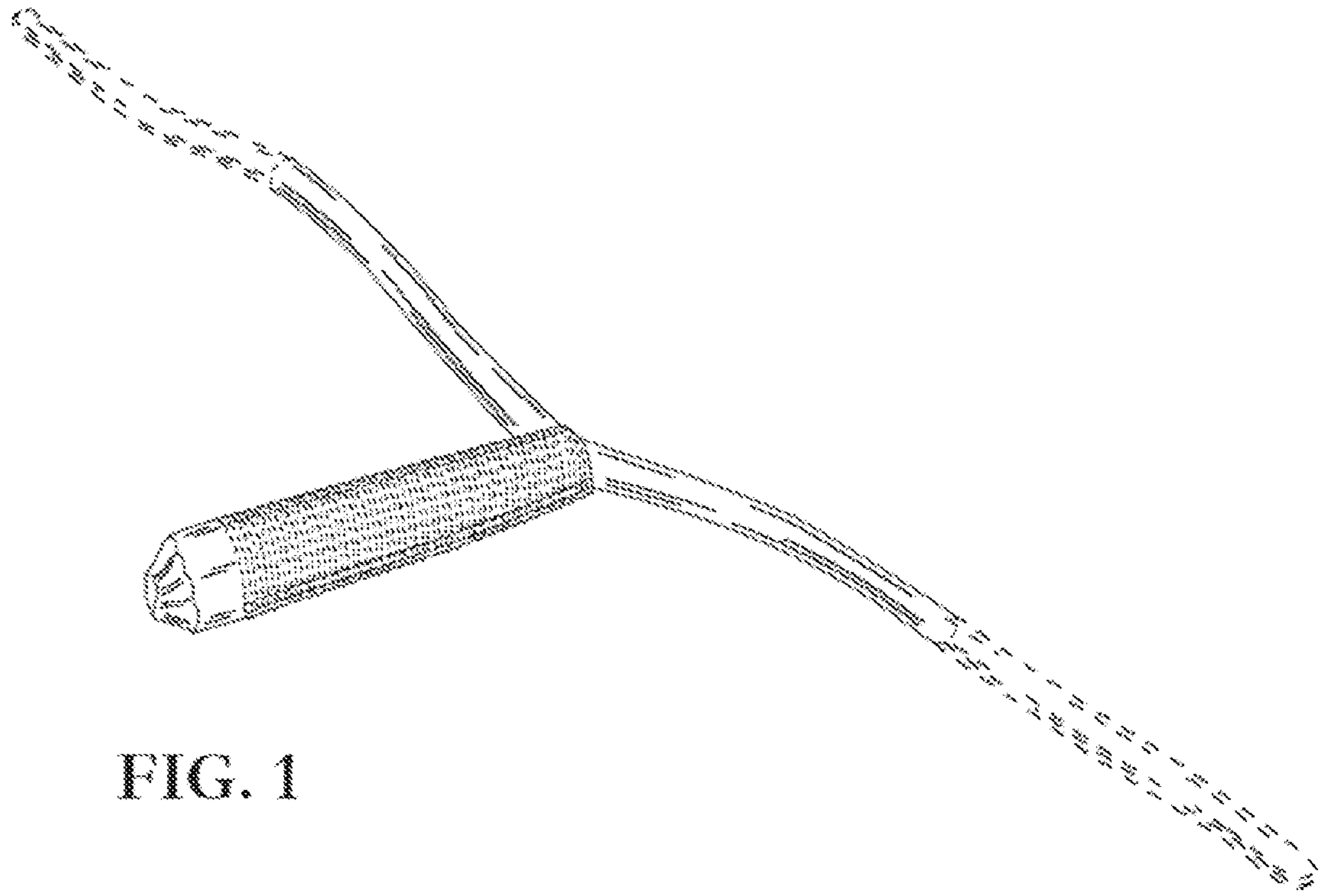


FIG. 1

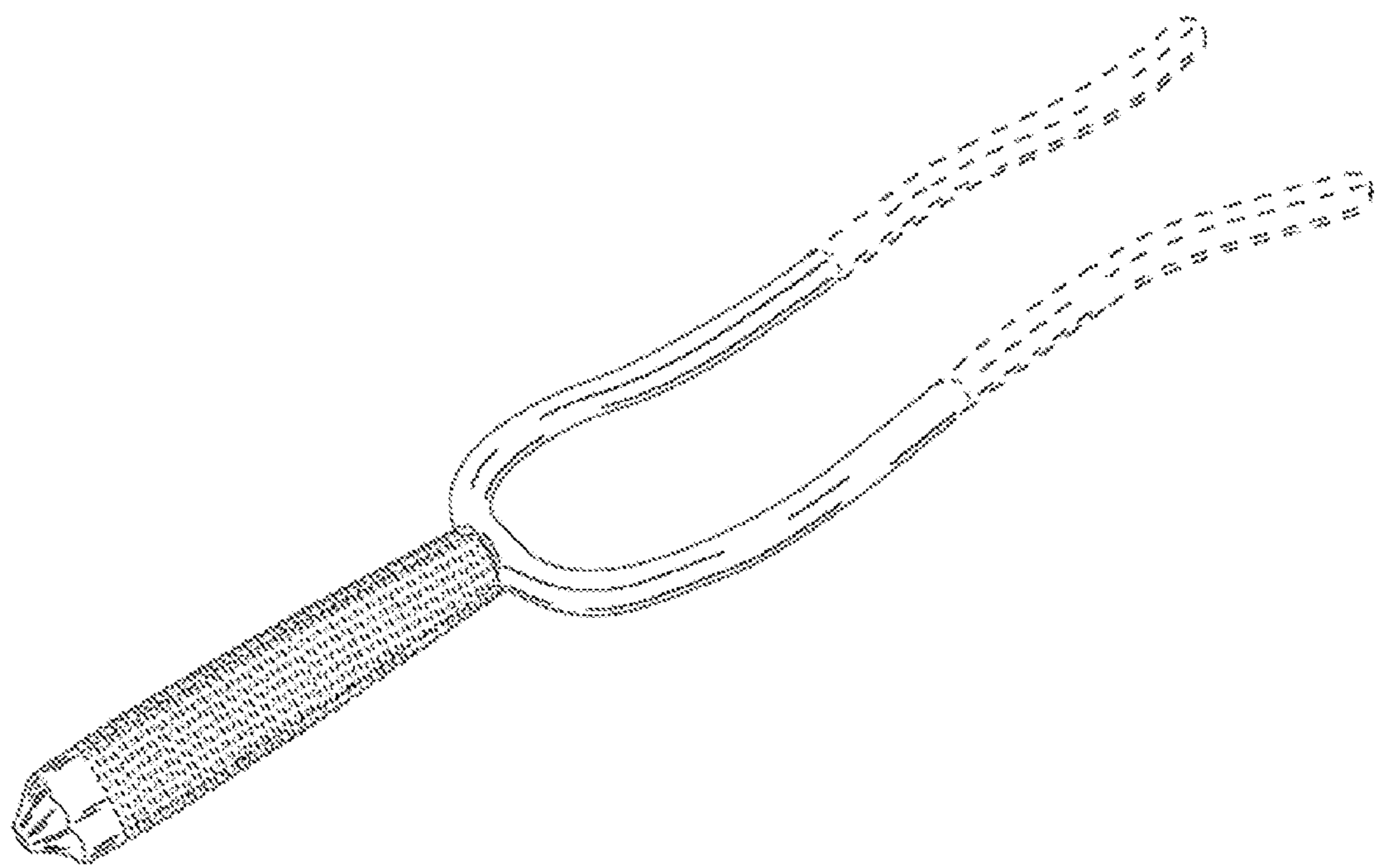


FIG. 2

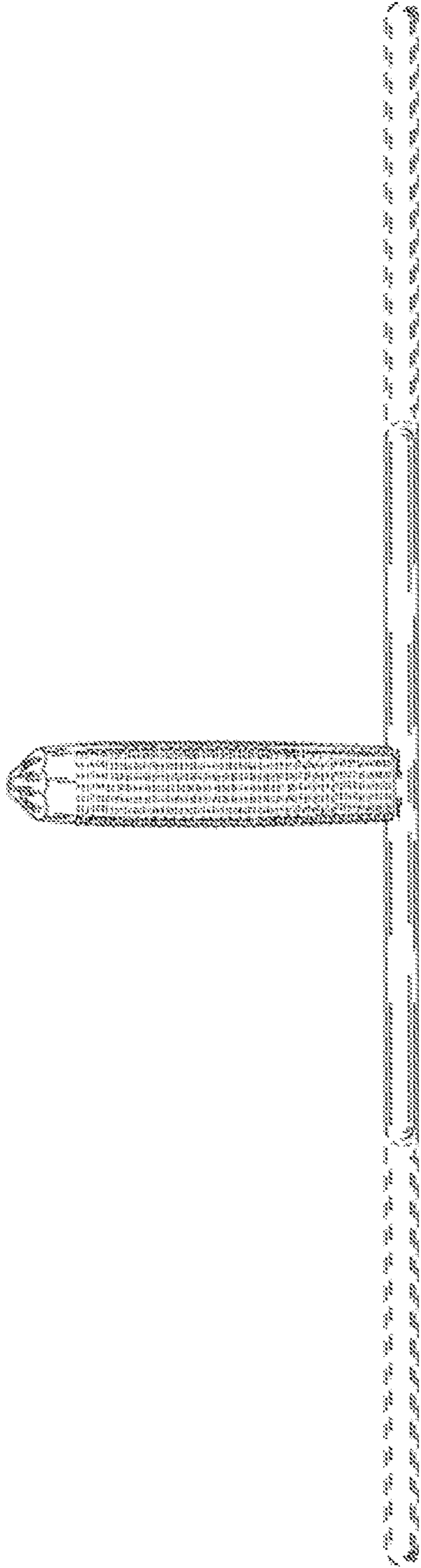


FIG. 3

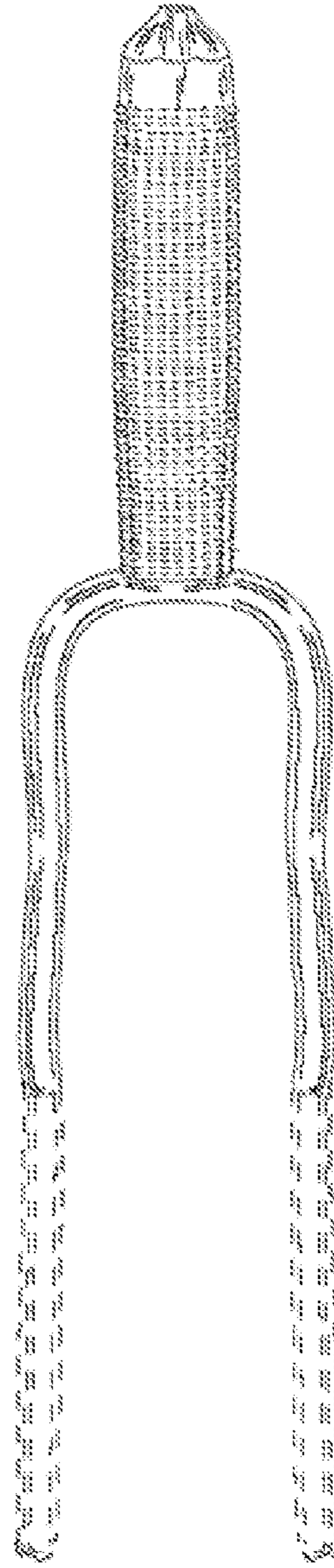


FIG. 4




FIG. 5



FIG. 6

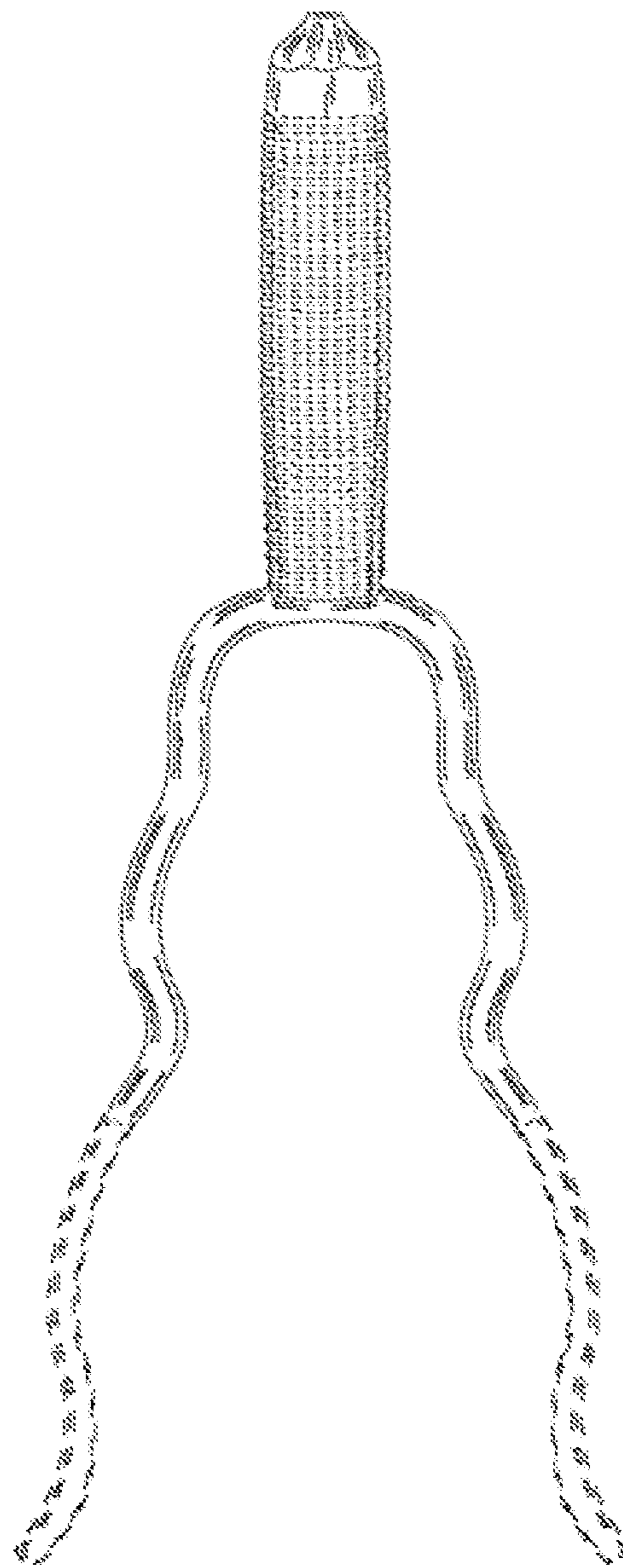


FIG. 7

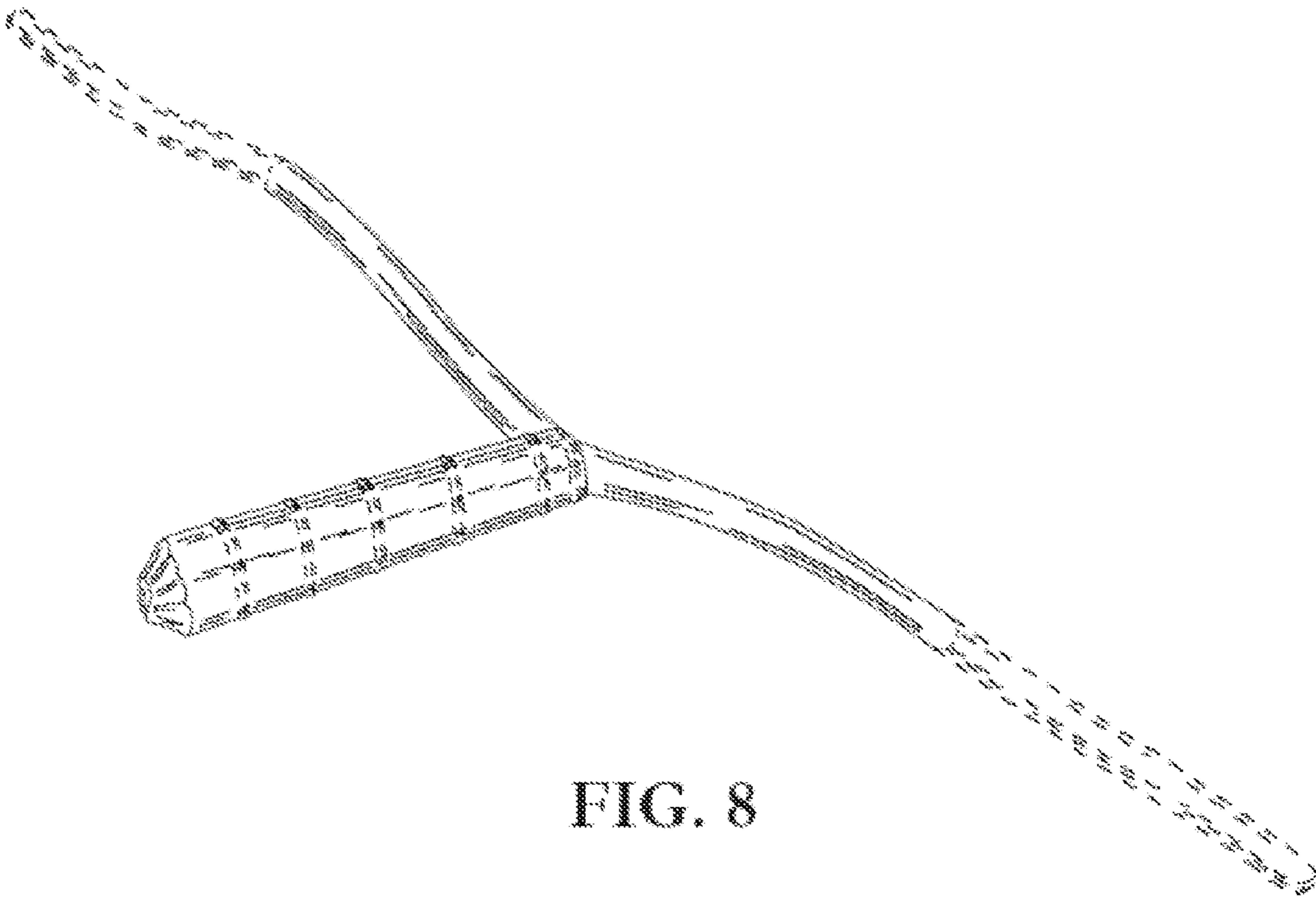


FIG. 8