

US00D653296S

(12) **United States Design Patent**  
**Gill**

(10) **Patent No.:** **US D653,296 S**

(45) **Date of Patent:** **\*\* Jan. 31, 2012**

(54) **GOLF GRIP**

(75) Inventor: **David K. Gill**, Pinehurst, NC (US)

(73) Assignee: **Eaton Corporation**, Cleveland, OH (US)

(\*\*) Term: **14 Years**

(21) Appl. No.: **29/385,694**

(22) Filed: **Feb. 18, 2011**

(51) **LOC (9) Cl.** ..... **21-02**

(52) **U.S. Cl.** ..... **D21/756**

(58) **Field of Classification Search** ..... D21/756-758;  
473/300-303, 201-204

See application file for complete search history.

D602,104 S *	10/2009	Black et al.	.....	D21/756
D605,717 S *	12/2009	Hachiro	.....	D21/756
D627,023 S *	11/2010	Hsu	.....	D21/756
D629,857 S *	12/2010	Gill et al.	.....	D21/756
D630,691 S *	1/2011	Zeller et al.	.....	D21/756
D630,692 S *	1/2011	Zeller et al.	.....	D21/756
D630,693 S *	1/2011	Zeller et al.	.....	D21/756
D630,694 S *	1/2011	Zeller et al.	.....	D21/756
D630,695 S *	1/2011	Zeller et al.	.....	D21/756
D644,285 S *	8/2011	Gill et al.	.....	D21/756

\* cited by examiner

*Primary Examiner* — Mitchell Siegel

(74) *Attorney, Agent, or Firm* — Daniel S. Kalka

(57) **CLAIM**

The ornamental design for a golf grip, substantially as shown and described.

**DESCRIPTION**


FIG. 1. is a top perspective view of the golf grip;  
FIG. 2 is a frontal view of the golf grip;  
FIG. 3 is a rear view of the golf grip;  
FIG. 4 is a left side view of the golf grip;  
FIG. 5 is a right side view of the golf grip;  
FIG. 6 is a top view of the golf grip; and,  
FIG. 7 is a bottom view of the golf grip.

**1 Claim, 2 Drawing Sheets**

(56) **References Cited**

U.S. PATENT DOCUMENTS

D502,750 S *	3/2005	Chen	.....	D21/756
D530,762 S *	10/2006	Chen	.....	D21/756
D536,048 S *	1/2007	Chen	.....	D21/756
D538,869 S *	3/2007	Wang et al.	.....	D21/756
D564,610 S *	3/2008	Chen	.....	D21/756
D584,781 S *	1/2009	Chen	.....	D21/756
D593,172 S *	5/2009	Gill et al.	.....	D21/756
D595,380 S *	6/2009	Koehler	.....	D21/756






Fig.1




Fig.2




Fig.3




Fig.4




Fig.5

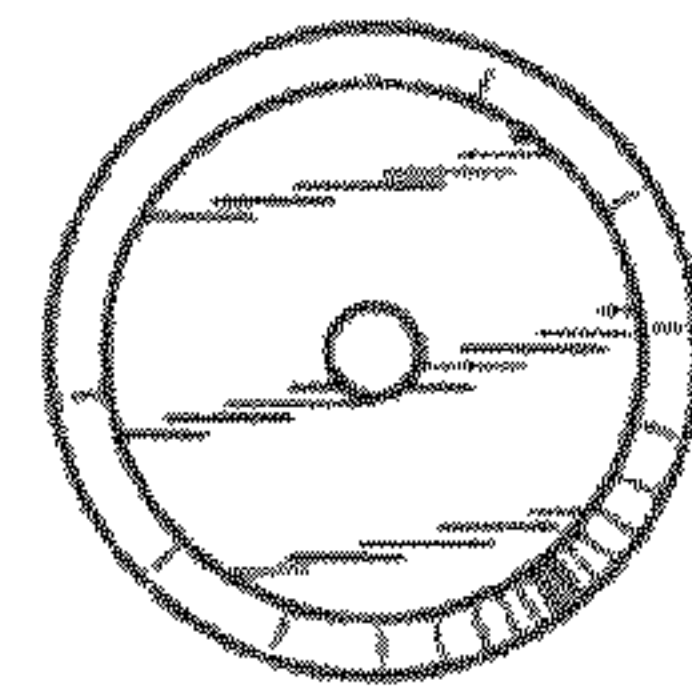


Fig.6

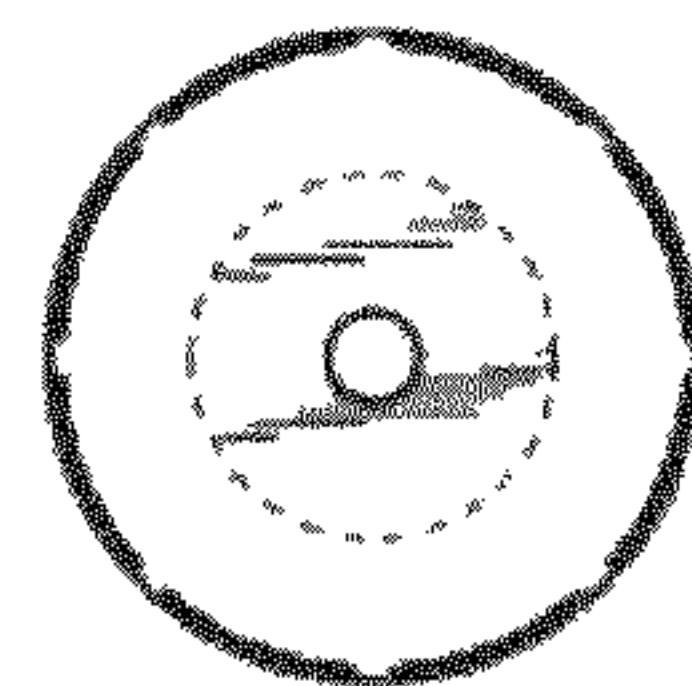


Fig.7