

US00D653289S

(12) **United States Design Patent**
Song

(10) **Patent No.:** **US D653,289 S**

(45) **Date of Patent:** **** Jan. 31, 2012**

(54) **BINDER USING A PLURALITY OF RINGS
HAVING A GAP AT DIFFERENT ANGLES**

(76) Inventor: **Young Ill Song**, Bucheon-si (KR)

(**) Term: **14 Years**

(21) Appl. No.: **29/366,931**

(22) Filed: **Aug. 2, 2010**

(51) **LOC (9) Cl.** **19-04**

(52) **U.S. Cl.** **D19/32**

(58) **Field of Classification Search** D19/26-33,
D19/99; 402/19-20, 26, 31, 36-42, 60, 70,
402/79, 80 L, 80 P, 80 R; 281/27.1-27.3,
281/38, 45, 48; 283/38

See application file for complete search history.

6,045,285 A *	4/2000	Friedman	402/19
D463,487 S *	9/2002	Savoy	D19/27
6,640,837 B2 *	11/2003	Mori et al.	140/92.3
6,739,626 B2 *	5/2004	Mori et al.	281/28
D497,947 S *	11/2004	Kaneda	D19/32
D505,155 S *	5/2005	Yoshie	D19/32
7,077,595 B2 *	7/2006	Knight	402/39
7,341,390 B2 *	3/2008	Chang	402/60

* cited by examiner

Primary Examiner — T. Chase Nelson

Assistant Examiner — Kathleen M Sims

(74) *Attorney, Agent, or Firm* — Lexyoume IP Group

(57) **CLAIM**

The ornamental design for binder using a plurality of rings having a gap at different angles, as shown and described.

(56) **References Cited**

U.S. PATENT DOCUMENTS

D115,067 S *	5/1939	Farkas	D19/27
2,548,618 A *	4/1951	Purvis	402/55
3,253,603 A *	5/1966	Levitan	402/38
3,280,821 A *	10/1966	Dougherty	402/42
3,334,918 A *	8/1967	Pigna et al.	281/27.2
3,373,748 A *	3/1968	MacCormack	402/8
3,526,415 A *	9/1970	Freundlich	281/27.1
4,521,035 A *	6/1985	Berezowsky	281/48
4,907,905 A *	3/1990	Fournier	402/80 R
5,417,508 A *	5/1995	Friedman	402/19
5,968,638 A *	10/1999	Brown et al.	428/221

DESCRIPTION

FIG. 1 is a perspective view of a binder using a plurality of rings having a gap at different angles showing my new design; FIG. 2 is a front elevational view thereof; FIG. 3 is a rear elevational view thereof; FIG. 4 is a left side elevational view thereof; FIG. 5 is a right side elevational view thereof; FIG. 6 is a top plan view thereof; and, FIG. 7 is a bottom plan view thereof.

1 Claim, 7 Drawing Sheets

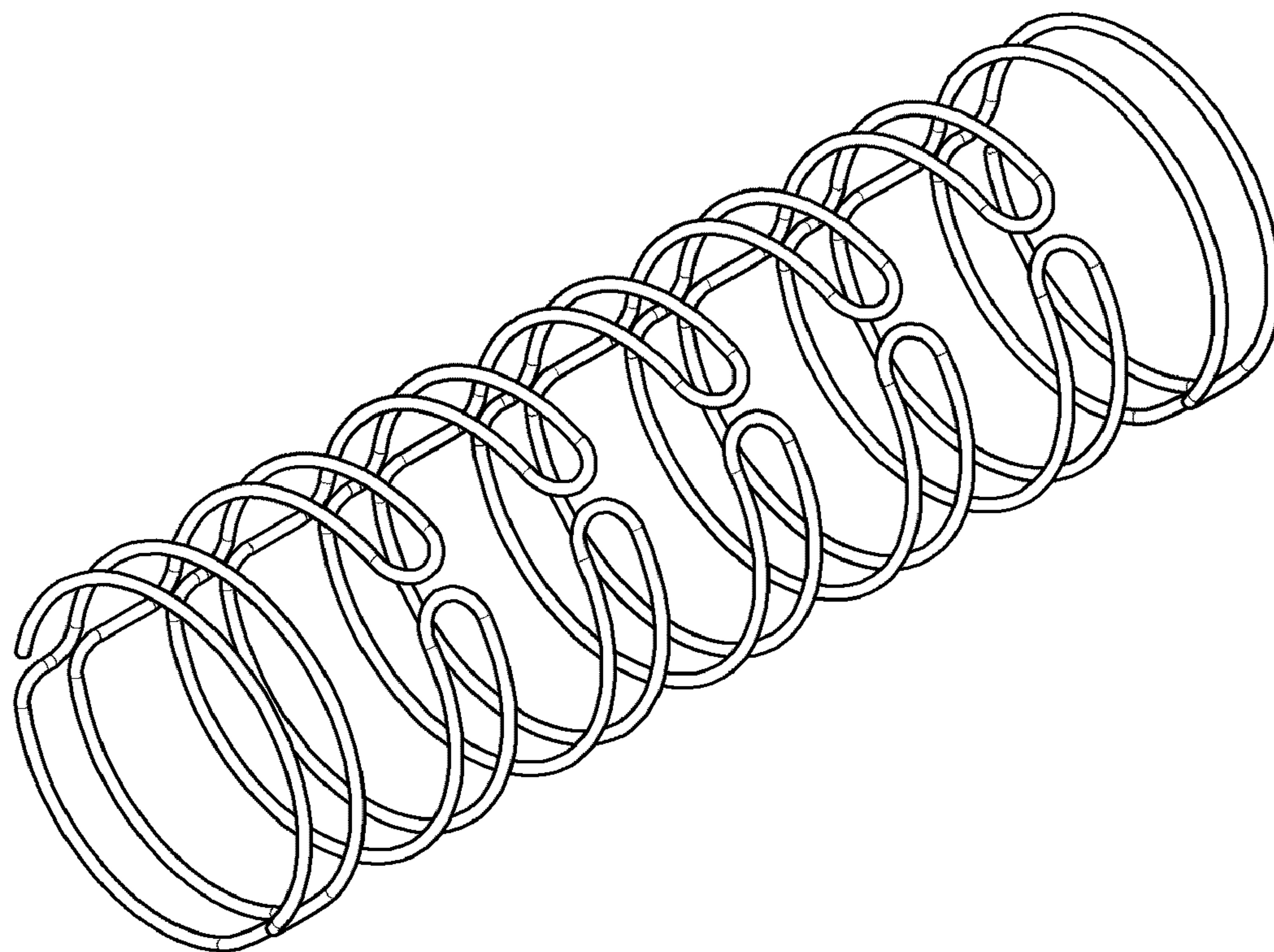


FIG. 1

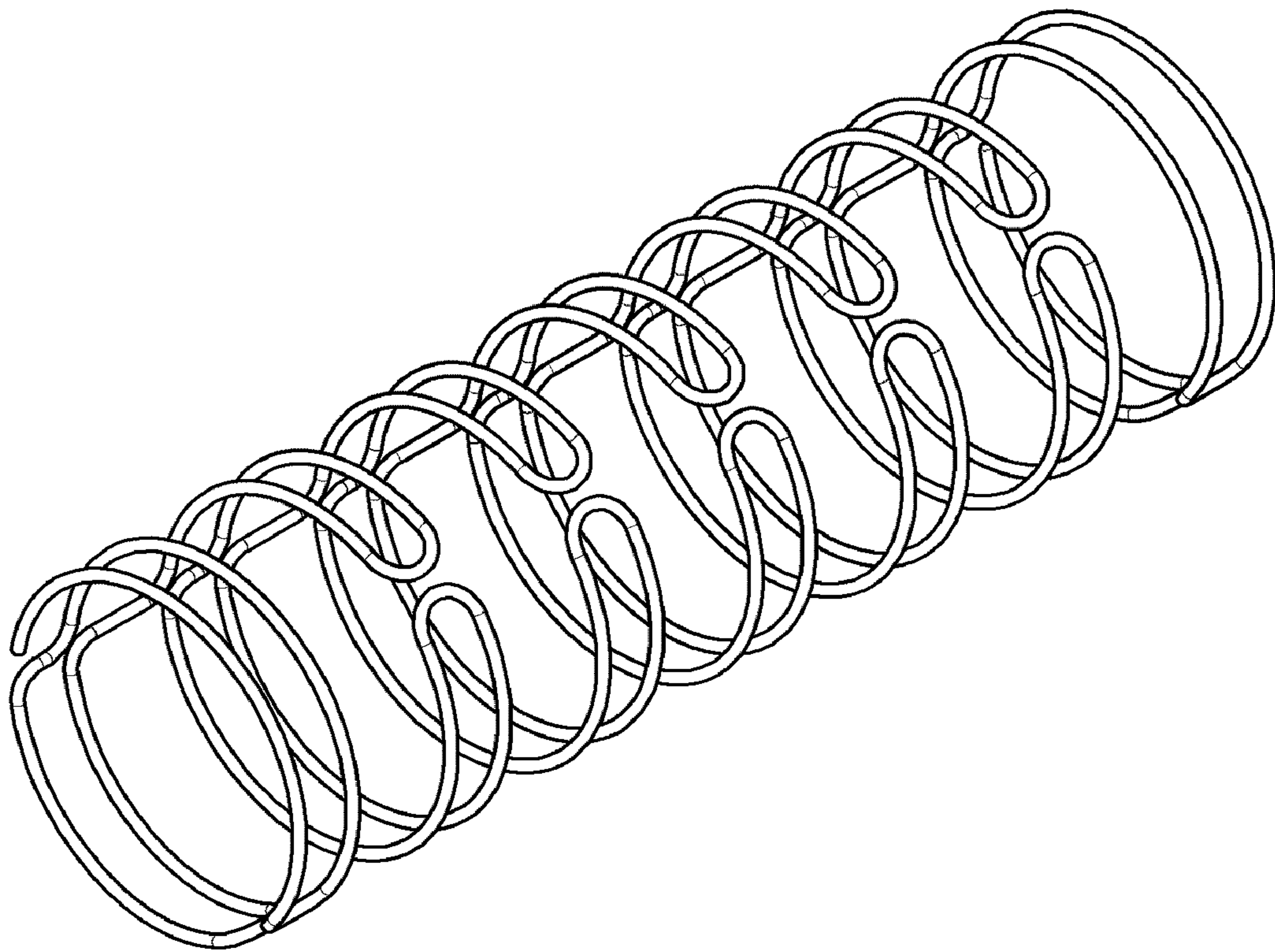


FIG. 2

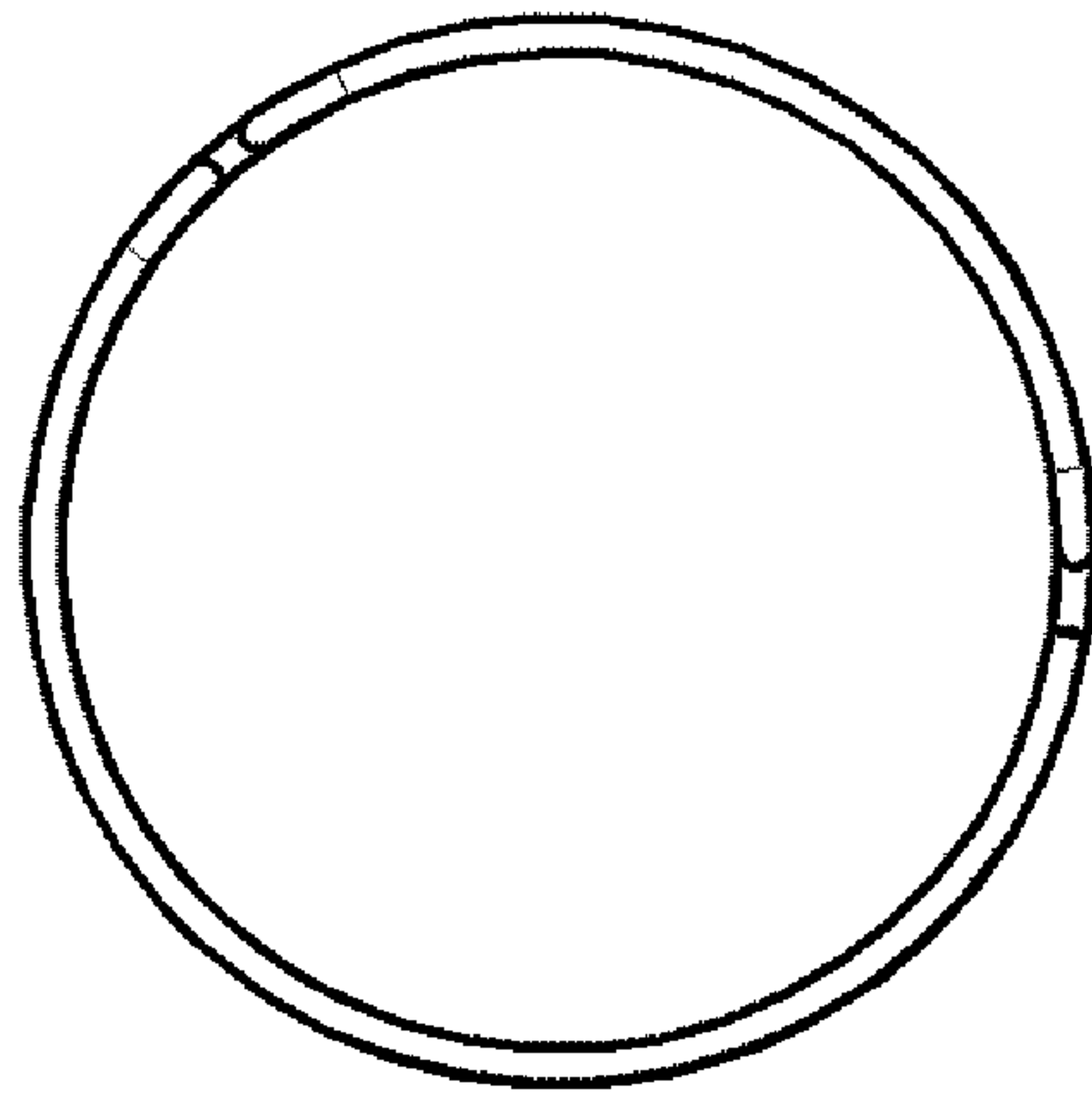


FIG. 3

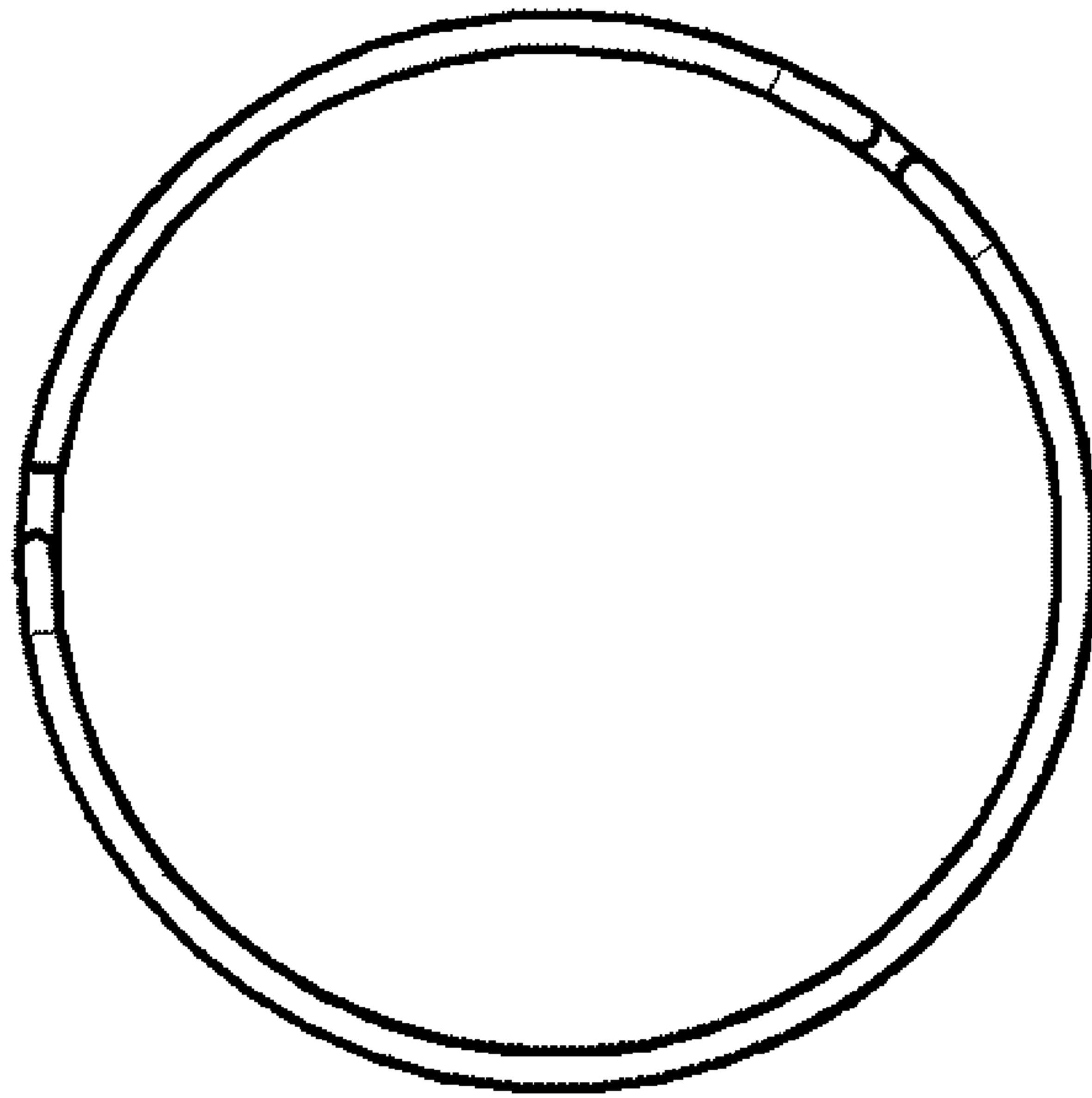


FIG. 4

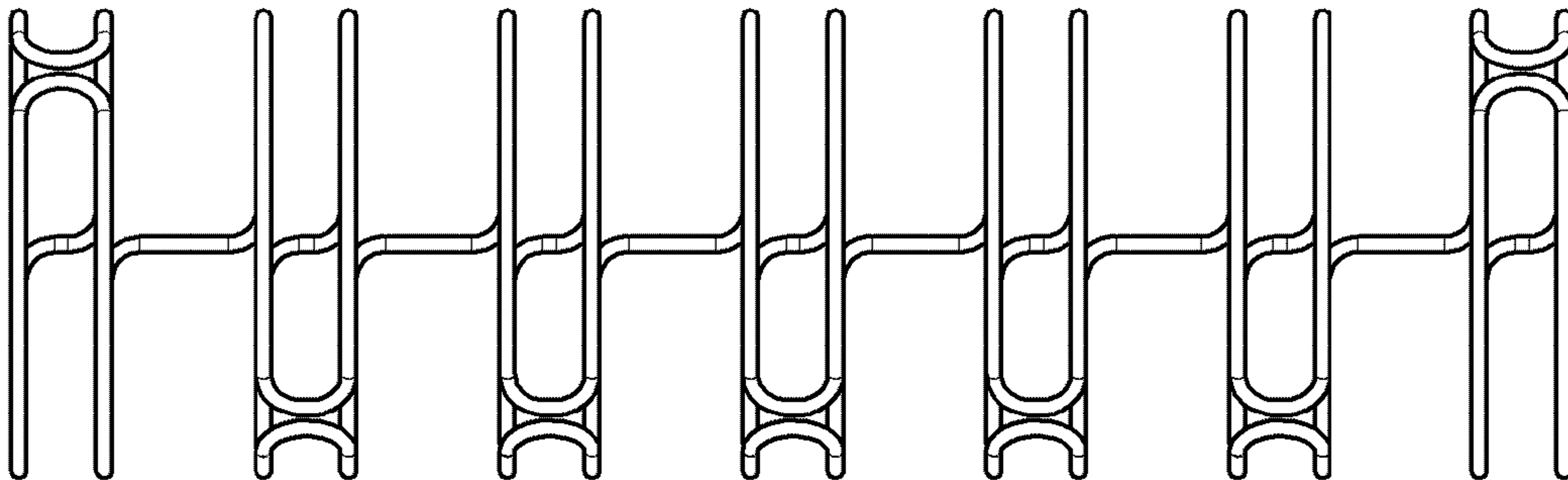


FIG. 5

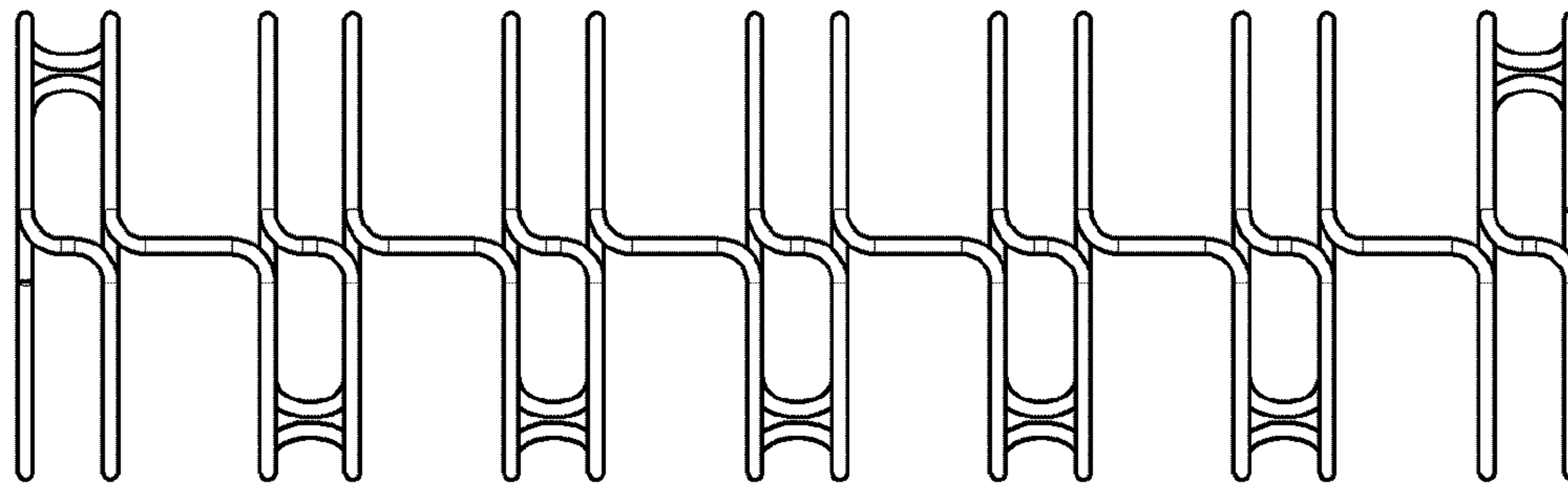


FIG. 6

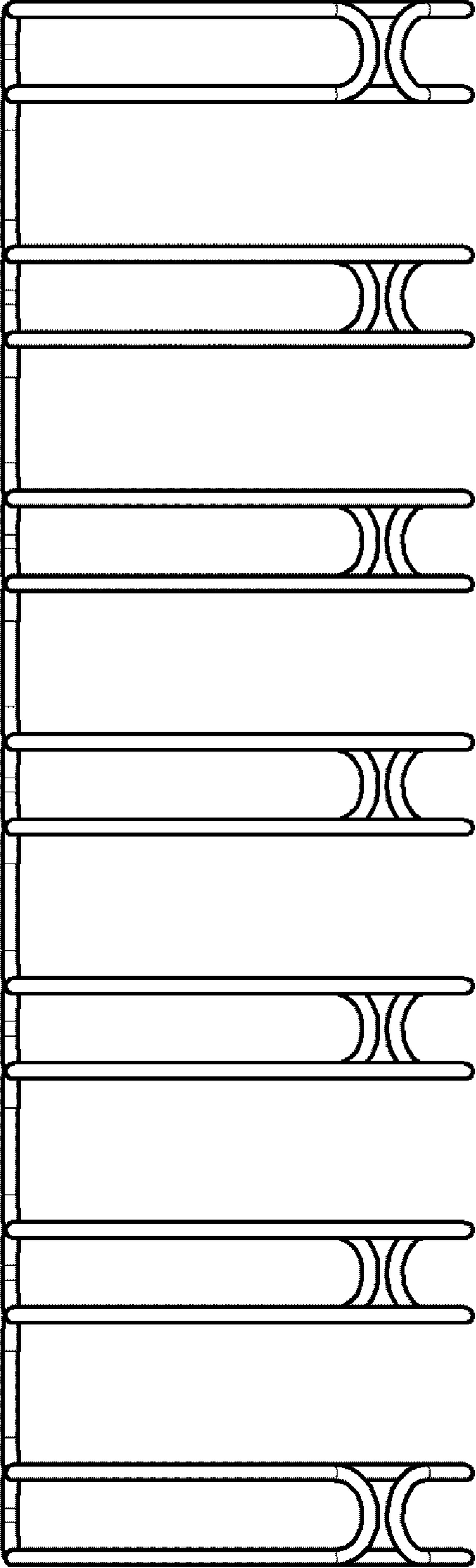


FIG. 7

