



US00D653252S

(12) **United States Design Patent**
Ferrari et al.

(10) **Patent No.:** **US D653,252 S**
(45) **Date of Patent:** **** Jan. 31, 2012**

(54) **HANDHELD ELECTRONIC DEVICE**

(56) **References Cited**

(75) Inventors: **Marco Sixtus Ferrari**, Waterloo (CA);
Todd Andrew Wood, Toronto (CA);
Ingve Holmung, Toronto (CA); **Di Tao**,
Toronto (CA); **Min Zhu**, Waterloo (CA);
Anders Fahrendorff, Ottawa (CA)

(73) Assignee: **Research In Motion Limited**, Waterloo,
Ontario (CA)

(**) Term: **14 Years**

(21) Appl. No.: **29/388,146**

(22) Filed: **Mar. 24, 2011**

Related U.S. Application Data

(63) Continuation of application No. 29/385,061, filed on
Feb. 8, 2011.

(51) **LOC (9) Cl.** **14-02**

(52) **U.S. Cl.** **D14/341**

(58) **Field of Classification Search** D14/341-347,
D14/137, 138, 138.1, 138 AA, 138 R, 138 AB,
D14/138 AC, 138 AD, 138 C, 138 G, 496,
D14/203.1, 203.3, 203.4, 203.5, 203.6, 203.7,
D14/426, 427, 428, 432, 429, 129, 130, 420,
D14/439-441, 448, 125, 147, 156, 218, 247-248,
D14/250, 389, 336; D10/65, 104; D18/6-7;
D21/29, 686, 33, 324, 329, 330; D19/60;
345/169, 901, 905; 348/169; 361/814; 341/122;
346/173; 379/433.04, 433.07, 433.11, 433.12,
379/433.13, 910, 916, 433.01, 433.06

See application file for complete search history.

U.S. PATENT DOCUMENTS

D593,551	S	*	6/2009	Ferrari et al.	D14/341
D593,552	S	*	6/2009	Ferrari et al.	D14/341
D602,000	S	*	10/2009	Oh et al.	D14/203.7
D606,512	S	*	12/2009	Wood et al.	D14/203.7
D606,513	S	*	12/2009	Wood et al.	D14/203.7
D606,537	S	*	12/2009	Ferrari et al.	D14/341
D615,946	S	*	5/2010	Mun	D14/138 G
D617,307	S	*	6/2010	Wood et al.	D14/203.7
D629,376	S	*	12/2010	Choi et al.	D14/138 G
D634,724	S	*	3/2011	Wun et al.	D14/138 AB
D635,972	S	*	4/2011	Miyazawa et al.	D14/341
D640,689	S	*	6/2011	Leung et al.	D14/346
D644,196	S	*	8/2011	Lee et al.	D14/138 AD

* cited by examiner

Primary Examiner — Barbara Fox

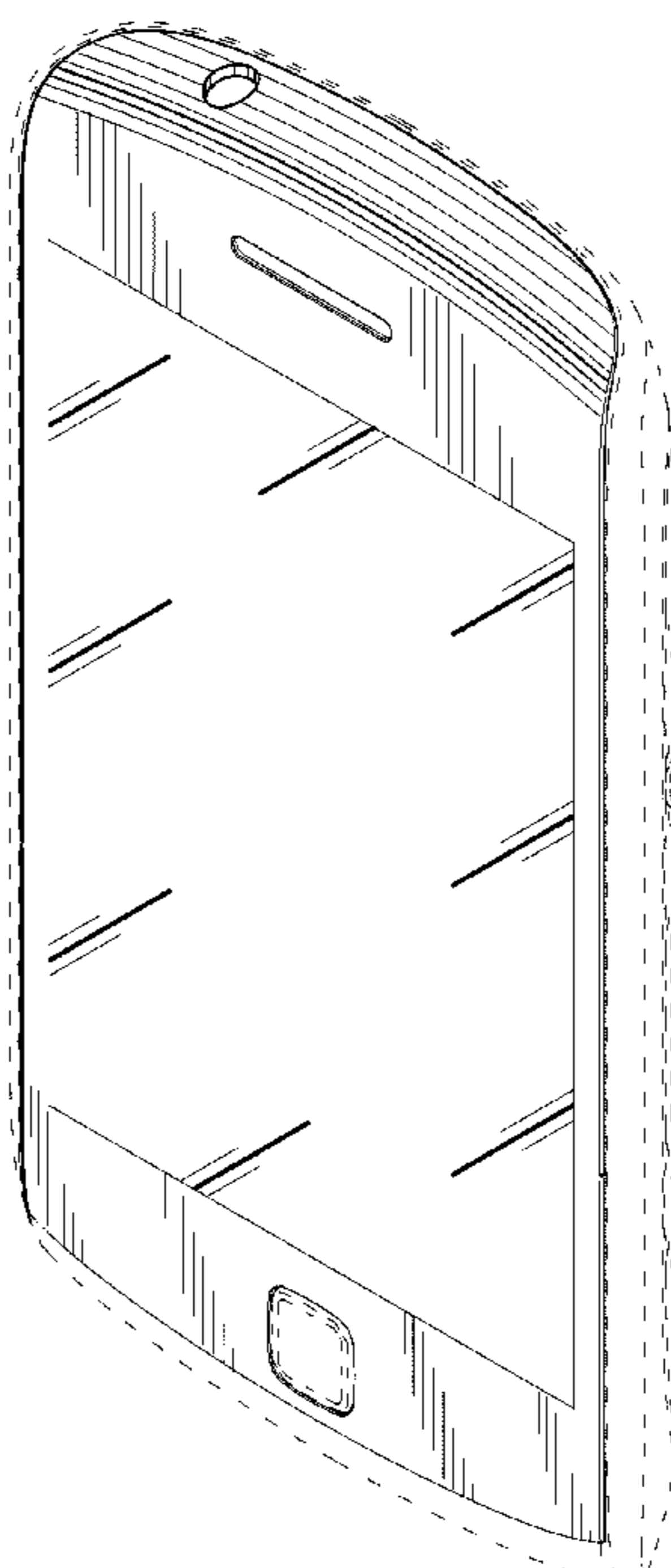
(57) **CLAIM**

We claim the ornamental design for a handheld electronic device, as shown and described.

DESCRIPTION

FIG. 1 is a front perspective view of a handheld electronic device;
FIG. 2 is a front elevational view of the handheld electronic device;
FIG. 3 is a left elevational view thereof;
FIG. 4 is a right elevational view thereof;
FIG. 5 is a top plan view thereof; and,
FIG. 6 is a bottom plan view thereof.
The broken lines shown in the drawings are for the purpose of illustrating unclaimed portions of the handheld electronic device and form no part of the claimed design.

1 Claim, 4 Drawing Sheets



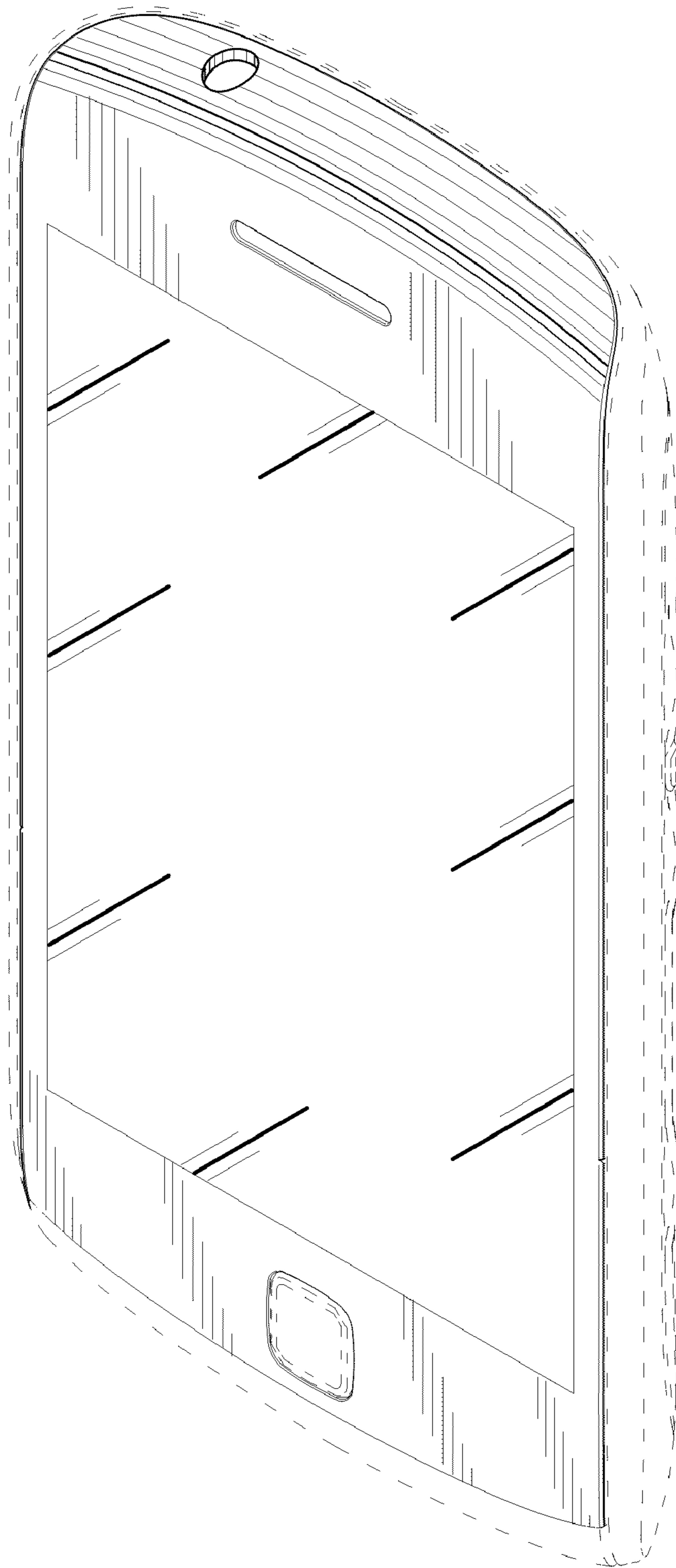


FIG. 1

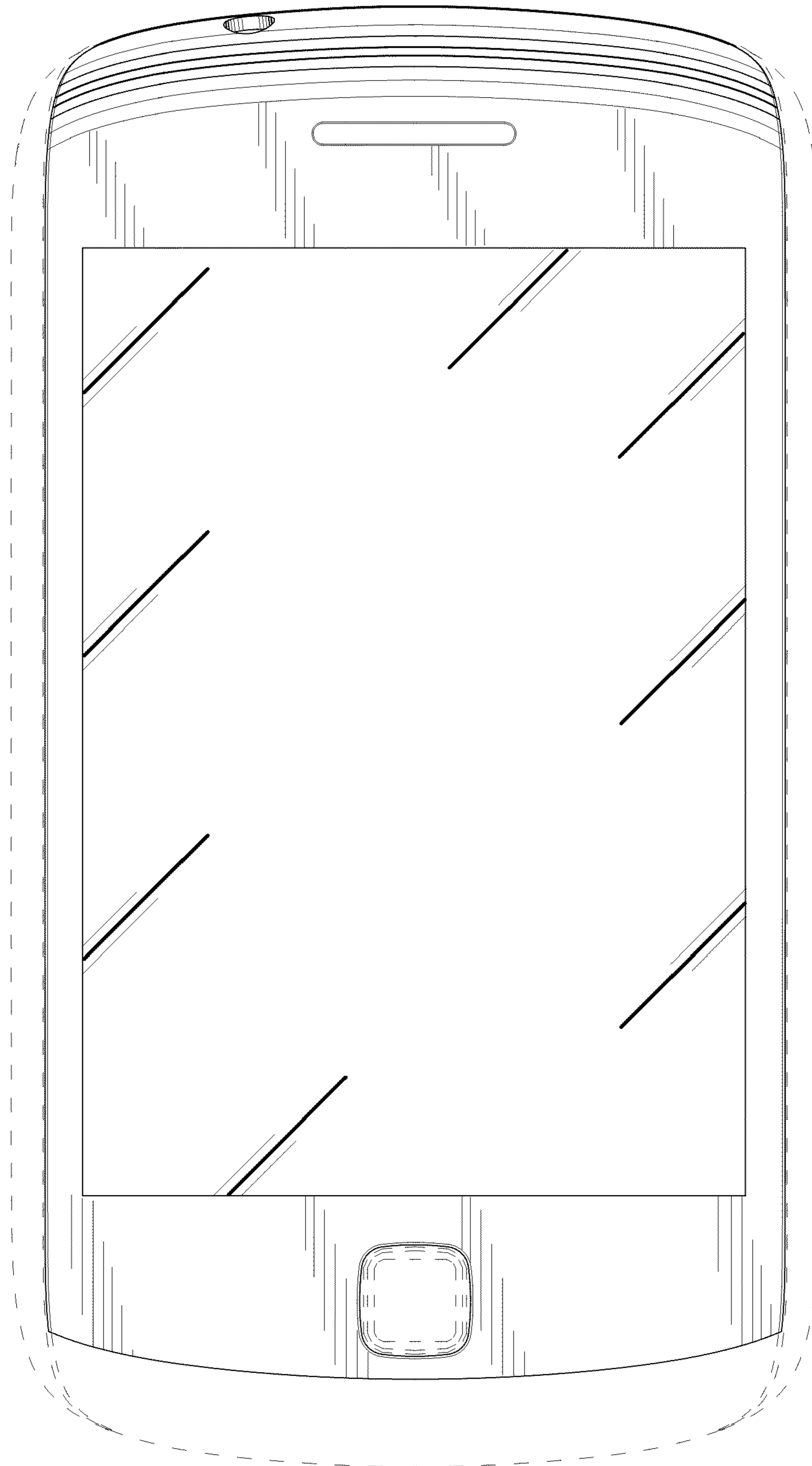


FIG.2

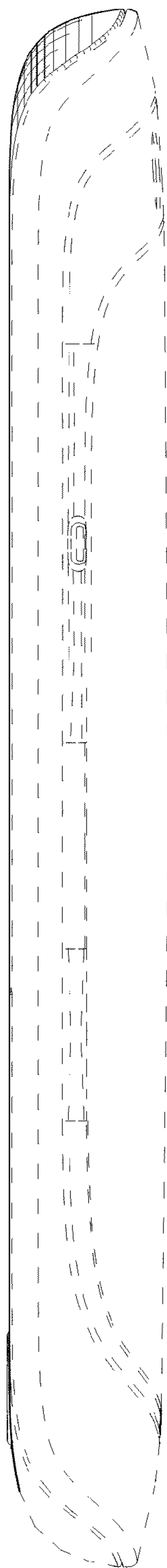


FIG.3




FIG.4




FIG. 5




FIG. 6