



US00D653244S

(12) **United States Design Patent**
Birger

(10) **Patent No.:** **US D653,244 S**
(45) **Date of Patent:** **** Jan. 31, 2012**

(54) **EAR PIECE**

(75) Inventor: **Johan Birger**, Malmö (SE)

(73) Assignee: **GN Netcom A/S**, Ballerup (DK)

(**) Term: **14 Years**

(21) Appl. No.: **29/375,132**

(22) Filed: **Sep. 17, 2010**

(30) **Foreign Application Priority Data**

Mar. 18, 2010 (EM) 001202824-0001
Mar. 18, 2010 (EM) 001202824-0002
Mar. 18, 2010 (EM) 001202824-0003
Mar. 18, 2010 (EM) 001202824-0004

(51) **LOC (9) Cl.** **14-01**

(52) **U.S. Cl.** **D14/223**

(58) **Field of Classification Search** D14/205,
D14/206, 223; 181/129, 130, 135; 379/430,
379/431; 381/380, 381; 455/90.3, 569.1,
455/575.1

See application file for complete search history.

(56) **References Cited**

U.S. PATENT DOCUMENTS

5,544,253 A * 8/1996 Nagayoshi et al. 381/385
D463,789 S * 10/2002 DeKalb et al. D14/223
D470,122 S * 2/2003 Hlas et al. D14/205
D478,901 S 8/2003 Rath et al.
D480,073 S 9/2003 Jensen et al.
D482,019 S 11/2003 Petersen et al.
D482,674 S 11/2003 Rath et al.
6,760,458 B1 7/2004 Bogeskov-Jensen et al.
D494,957 S 8/2004 Rath et al.
6,952,481 B2 10/2005 Larsen et al.
D514,549 S 2/2006 Rath et al.
7,013,018 B2 3/2006 Bøgeskov-Jensen
D529,021 S 9/2006 Jensen et al.
7,110,535 B2 9/2006 Bodley et al.
D530,307 S 10/2006 Rath
D531,165 S 10/2006 Rath

7,130,419 B2 10/2006 Bodley et al.
7,146,004 B2 12/2006 Bodley
7,181,037 B2 2/2007 Birch
D564,501 S 3/2008 Rath
D565,033 S 3/2008 Goransson
D566,693 S 4/2008 Jensen et al.
D566,695 S 4/2008 Rath
7,366,298 B2 4/2008 Pedersen et al.
D569,849 S 5/2008 Goransson
D571,784 S 6/2008 Jensen et al.
D573,138 S 7/2008 Goransson
D573,139 S 7/2008 Birger
D578,061 S 10/2008 Kristensen
D582,388 S 12/2008 Nielsen et al.
D585,429 S * 1/2009 Dean D14/223
7,519,196 B2 4/2009 Bech
D593,537 S * 6/2009 Arimoto D14/205
7,570,777 B1 * 8/2009 Taenzer et al. 381/381

(Continued)

FOREIGN PATENT DOCUMENTS

DK 2001 01101 5/2006

(Continued)

Primary Examiner — Paula Greene

(74) *Attorney, Agent, or Firm* — Buchanan Ingersoll & Rooney PC

(57) **CLAIM**

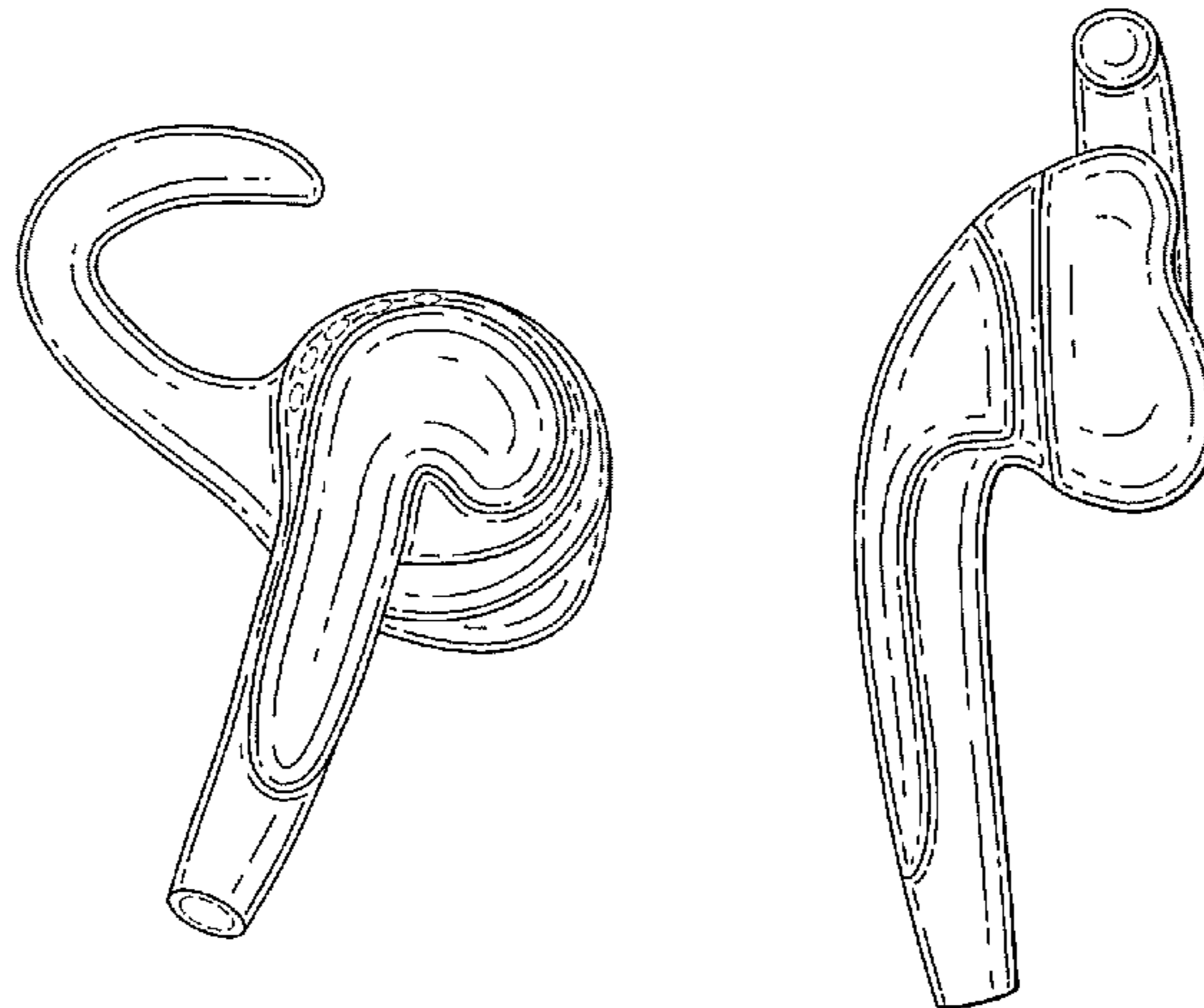
The ornamental design for an ear piece, as shown and described.

DESCRIPTION

FIG. 1 is a front perspective view of an ear piece showing my new design;
FIG. 2 is a front elevational view thereof;
FIG. 3 is a rear elevational view thereof;
FIG. 4 is a left side elevational view thereof;
FIG. 5 is a right side elevational view thereof;
FIG. 6 is a bottom plan view thereof; and,
FIG. 7 is a top plan view thereof.

The broken line showing in the drawings is for environmental purposes only and forms no part of the claimed design.

1 Claim, 2 Drawing Sheets



US D653,244 S

Page 2

U.S. PATENT DOCUMENTS

7,574,239 B2 8/2009 Bjerrum-Niese
D602,004 S * 10/2009 Matsuoka D14/223
D604,272 S * 11/2009 Kitayama D14/223
7,620,433 B2 11/2009 Bodley
D606,521 S 12/2009 Birger
D617,769 S 6/2010 Birger
D617,778 S 6/2010 Birger
D617,780 S * 6/2010 Jaakkola et al. D14/223
D618,219 S * 6/2010 Burgett et al. D14/223
D619,998 S 7/2010 Birger
D622,265 S * 8/2010 Rye D14/223
D622,704 S * 8/2010 Fahrendorff et al. D14/223

D622,705 S * 8/2010 Fahrendorff et al. D14/223
D626,117 S * 10/2010 Lowry D14/223
D626,536 S 11/2010 Birger
D627,765 S * 11/2010 Zheng D14/223
D628,189 S 11/2010 Rath
D637,181 S * 5/2011 Fuller et al. D14/223

FOREIGN PATENT DOCUMENTS

EM 000060074-0002 12/2003
WO 000411970-0001 11/2005
WO 001042287-0003 6/2008

* cited by examiner

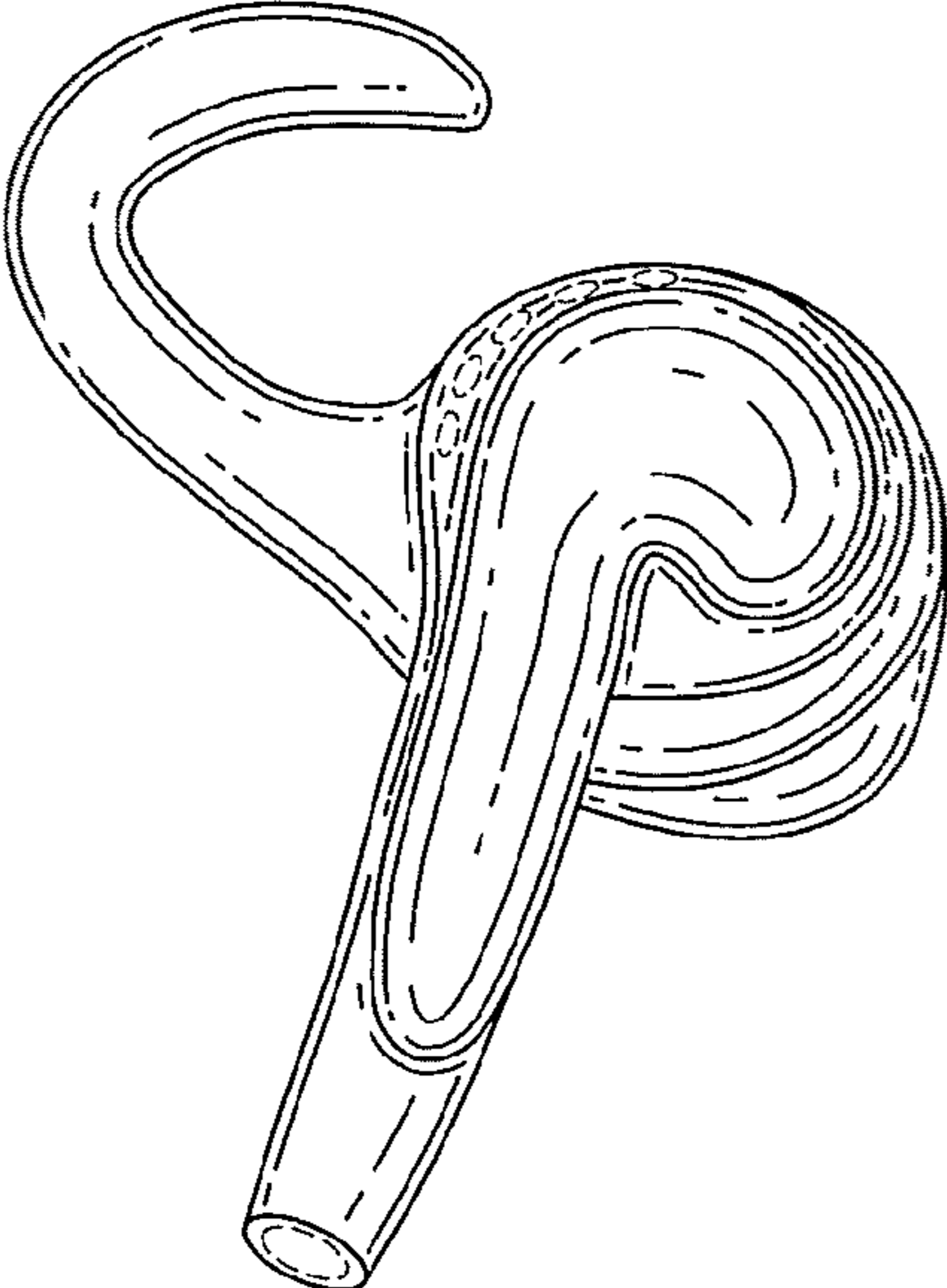


FIG. 1

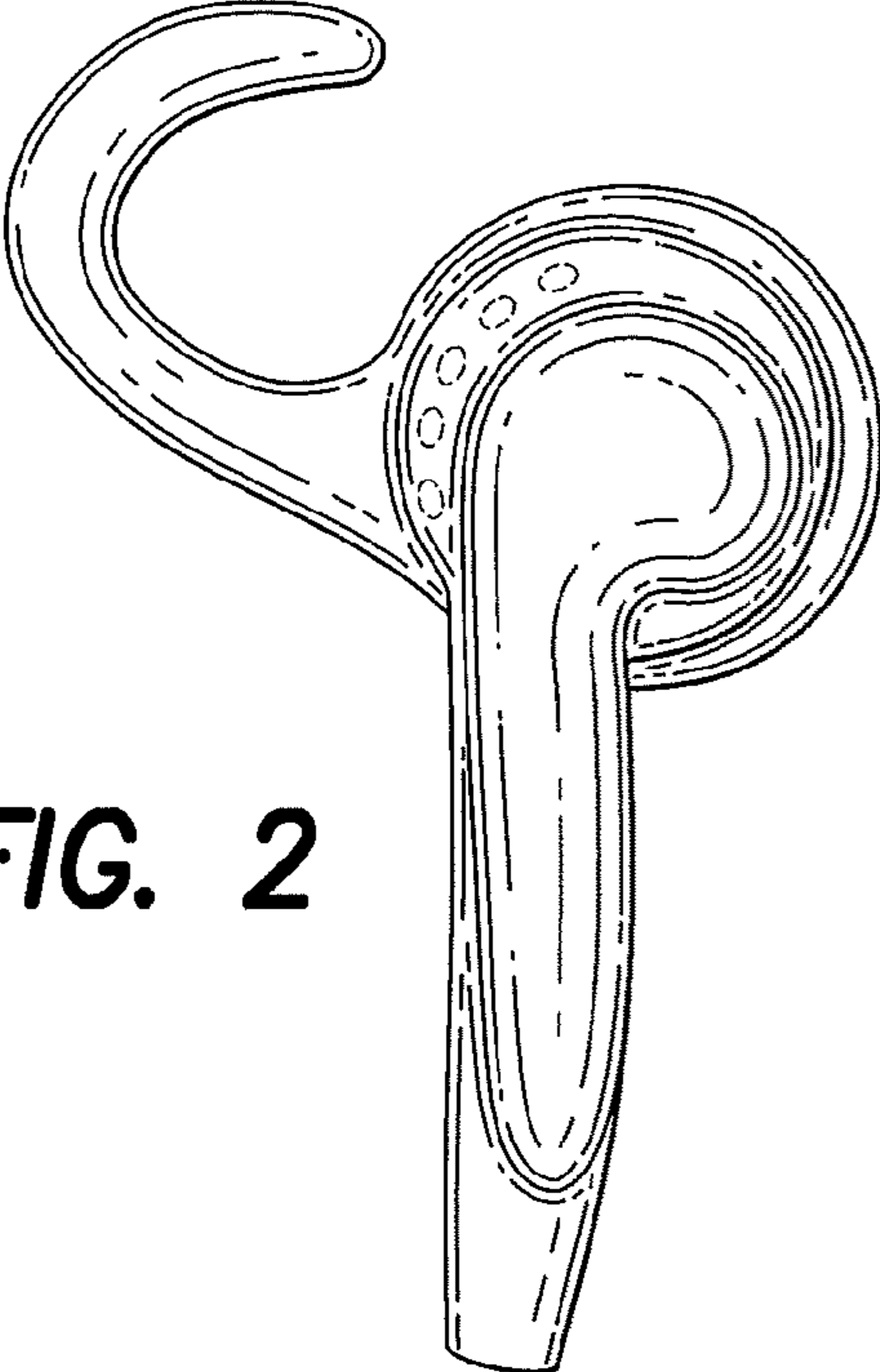


FIG. 2

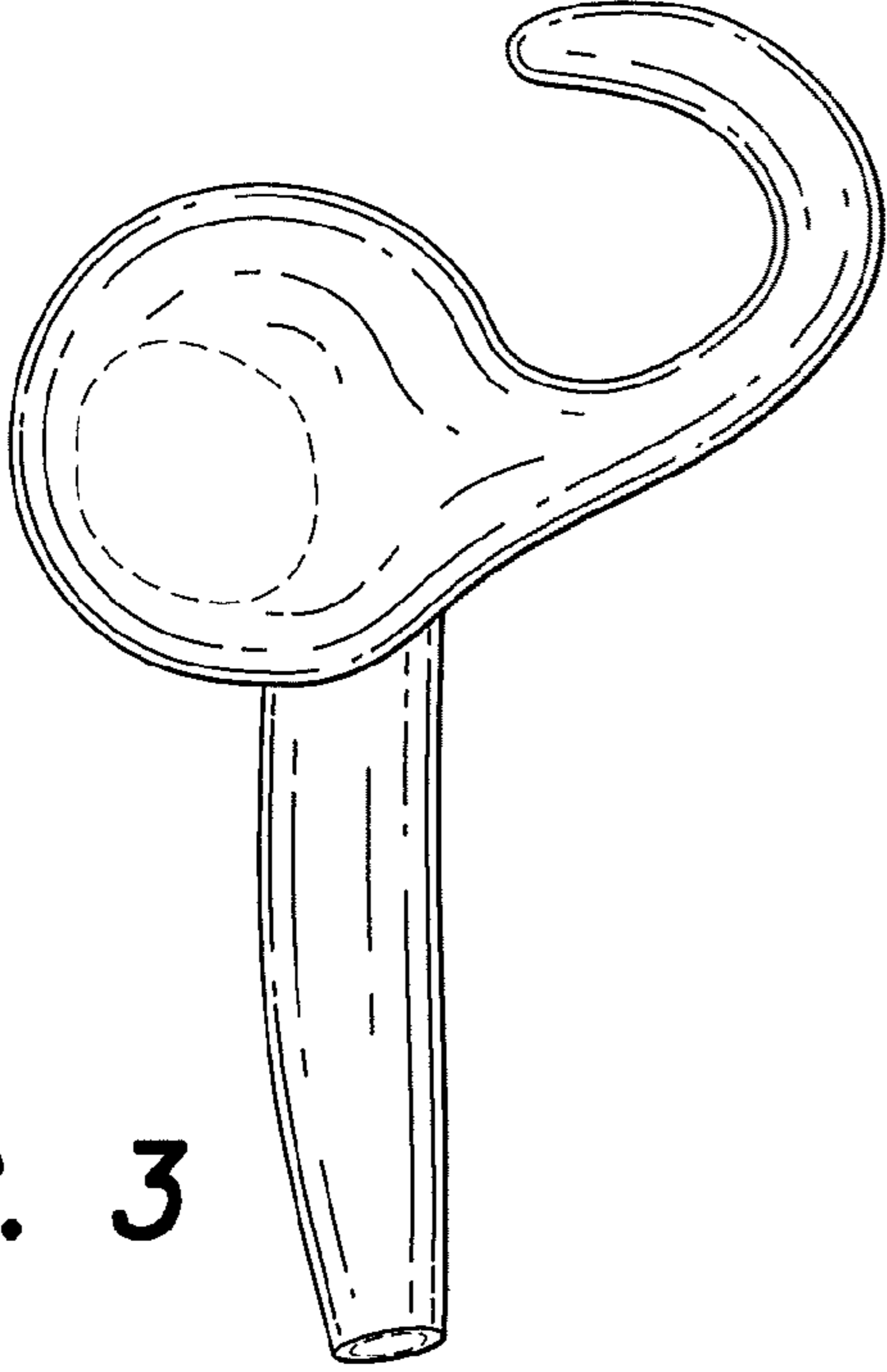


FIG. 3

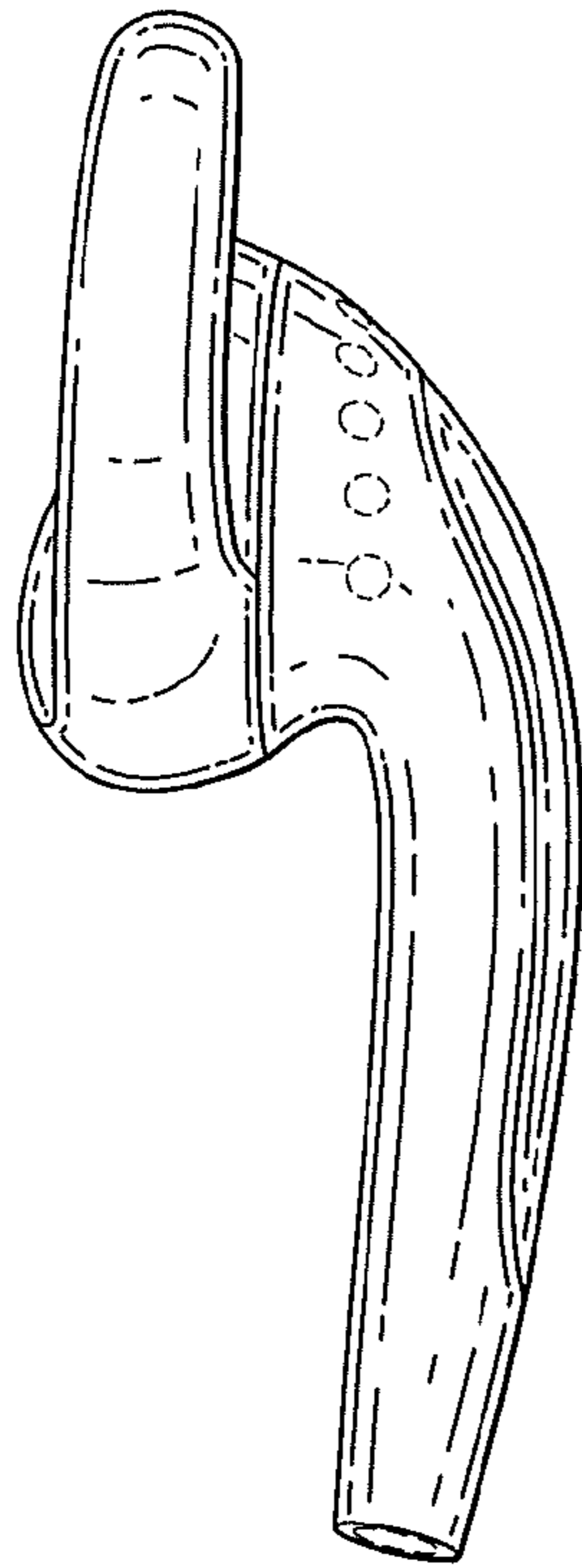


FIG. 4

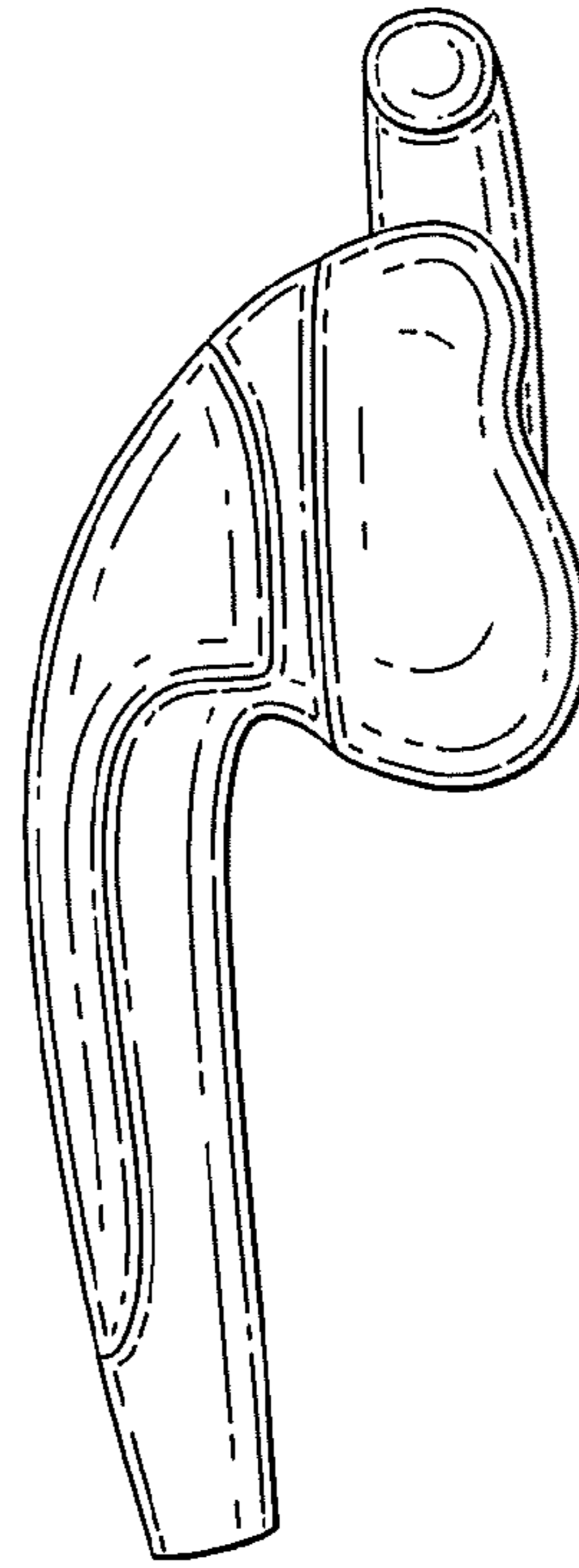


FIG. 5

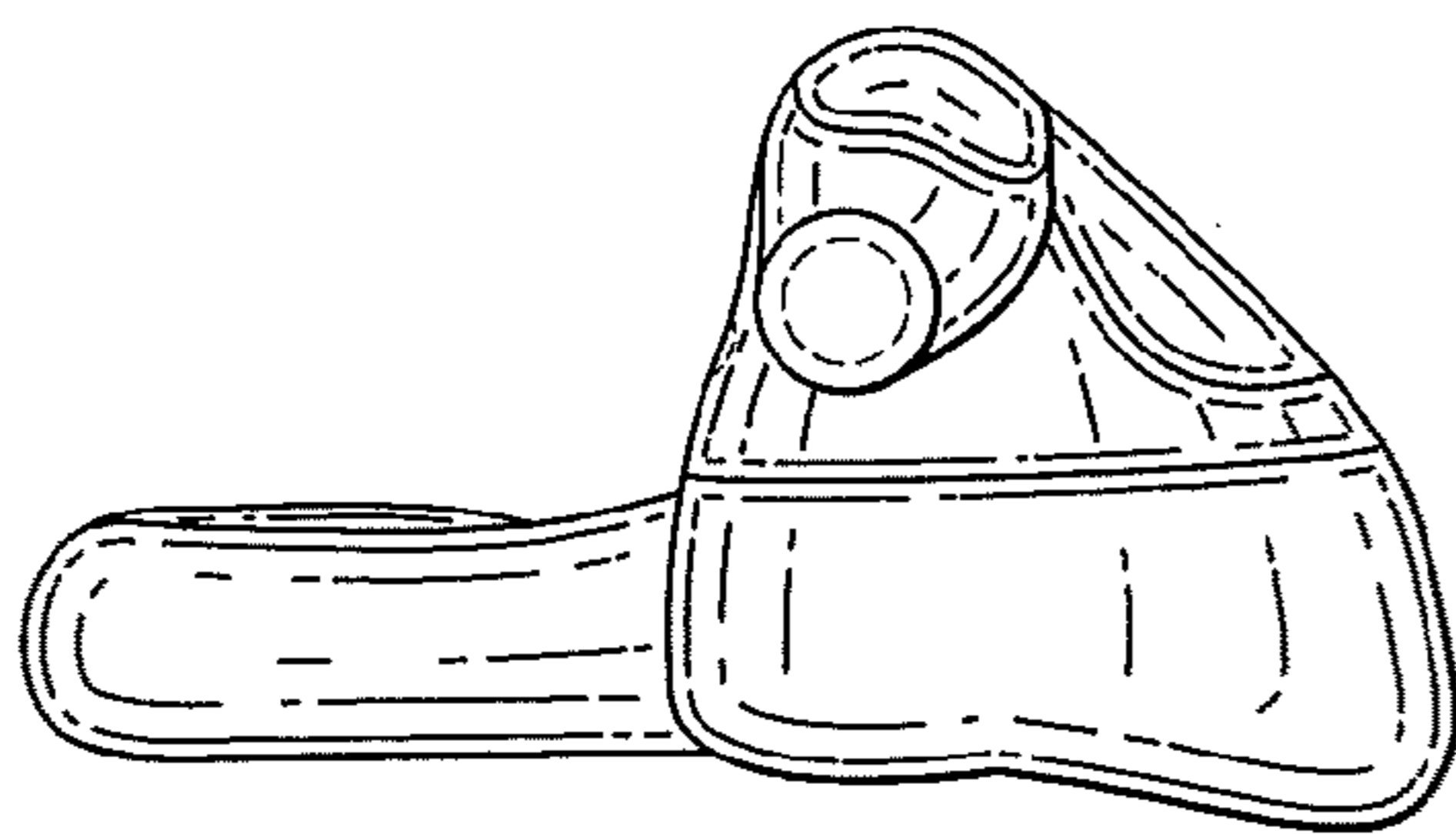


FIG. 6

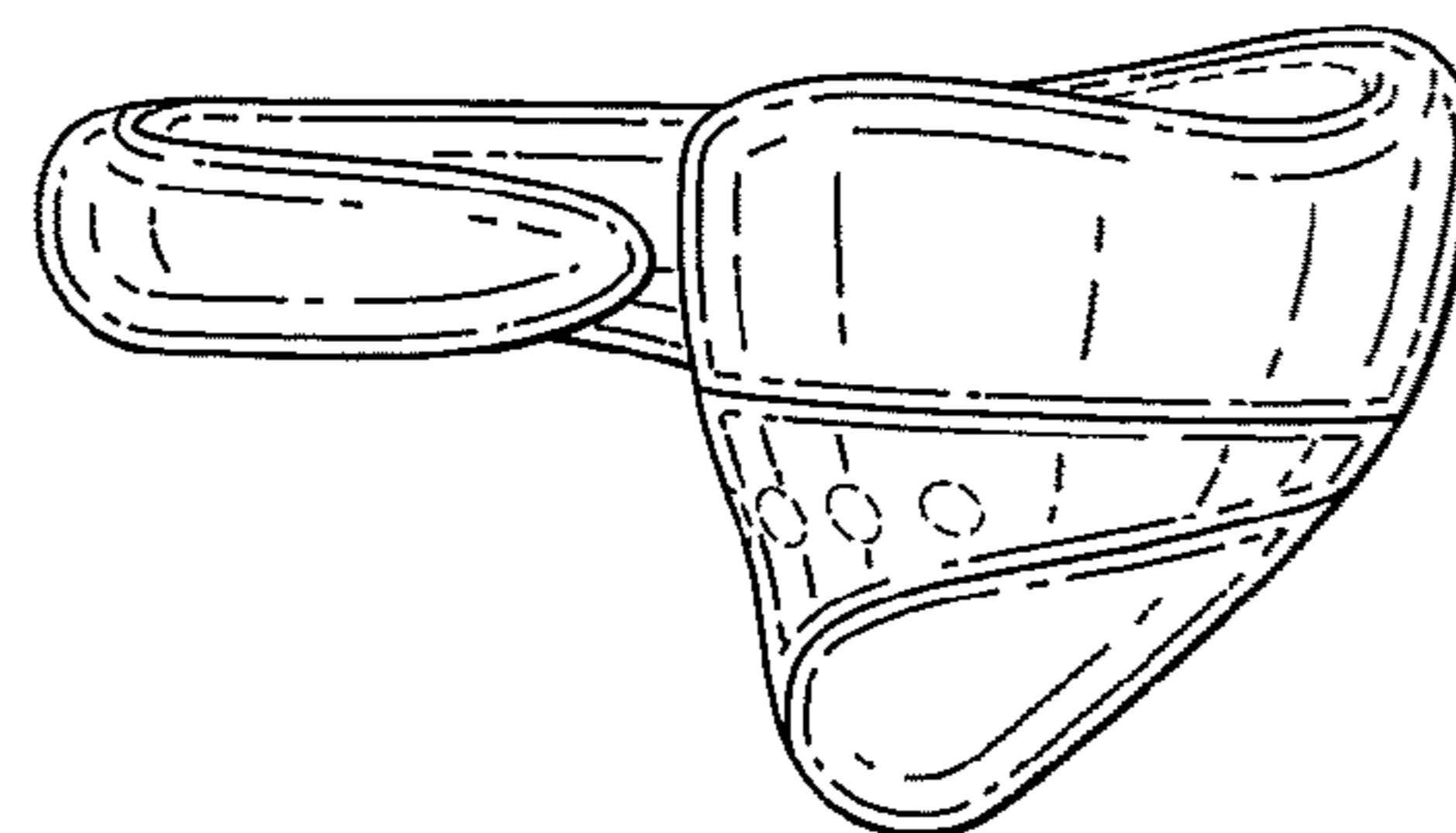


FIG. 7