US00D653236S

(12) United States Design Patent

Andre et al.

(10) Patent No.: US D653,236 S
(45) Date of Patent: ** Jan. 31, 2012

(54) **EARPHONE**

(75) Inventors: **Bartley K. Andre**, Menlo Park, CA (US); **Daniel J. Coster**, San Francisco, CA (US); **Daniele De Iuliis**, San Francisco, CA (US); **Richard P. Howarth**, San Francisco, CA (US); **Jonathan P. Ive**, San Francisco, CA (US); **Duncan Robert Kerr**, San Francisco, CA (US); **Shin Nishibori**, Portola Valley, CA (US); **Matthew Dean Rohrbach**, San Francisco, CA (US); **Peter Russell-Clarke**, San Francisco, CA (US); **Douglas B. Satzger**, Menlo Park, CA (US); **Christopher J. Stringer**, Woodside, CA (US); **Eugene Antony Whang**, San Francisco, CA (US); **Rico Zorkendorfer**, San Francisco, CA (US)

(73) Assignee: **Apple Inc.**, Cupertino, CA (US)

(**) Term: **14 Years**

(21) Appl. No.: **29/391,833**

(22) Filed: **May 13, 2011**

Related U.S. Application Data

(60) Continuation of application No. 29/362,081, filed on May 19, 2010, now Pat. No. Des. 639,279, which is a continuation of application No. 29/336,808, filed on May 8, 2009, now Pat. No. Des. 618,210, which is a division of application No. 29/324,132, filed on Sep. 5, 2008, now Pat. No. Des. 596,616.

(51) **LOC (9) Cl.** **14-01**

(52) **U.S. Cl.** **D14/205**; D14/223

(58) **Field of Classification Search** D14/205, D14/206, 223; 181/129, 130, 135; 381/380, 381/381; 379/430; D24/174; 128/864, 865

See application file for complete search history.

(56) **References Cited**

U.S. PATENT DOCUMENTS

1,327,925	A	1/1920	Schneider
2,246,737	A	6/1941	Knudsen
2,487,038	A	11/1949	Baum
2,498,960	A	2/1950	Mullin
2,719,523	A	10/1955	Von Gierke

(Continued)

Primary Examiner — Paula Greene

(74) *Attorney, Agent, or Firm* — Sterne, Kessler, Goldstein & Fox PLLC

(57) **CLAIM**

The ornamental design for an earphone, as shown and described.

DESCRIPTION

This application is also related to U.S. application Ser. No. 29/336,806, filed May 8, 2009, which is a divisional application of U.S. application Ser. No. 29/324,197, filed Sep. 8, 2008, now U.S. Pat. No. D599,330, which is a continuation of U.S. application Ser. No. 29/324,132, filed Sep. 5, 2008, now U.S. Pat. No. D596,616. The disclosures of these applications are incorporated herein in their entireties by reference thereto.

FIG. **1** is a front perspective view of an earphone showing our new design;

FIG. **2** is a rear perspective view thereof

FIG. **3** is front view thereof;

FIG. **4** is a rear view thereof;

FIG. **5** is a right side view thereof

FIG. **6** is a left side view thereof;

FIG. **7** is a top plan view thereof; and,

FIG. **8** is a bottom plan view thereof.

The shade lines in the Figures show contour and not surface ornamentation.

The broken lines in the Figures show portions of the earphone which form no part of the claimed design. The dot-dashed broken lines in the Figures show an unclaimed boundary around portions of the subject matter being claimed.

1 Claim, 2 Drawing Sheets

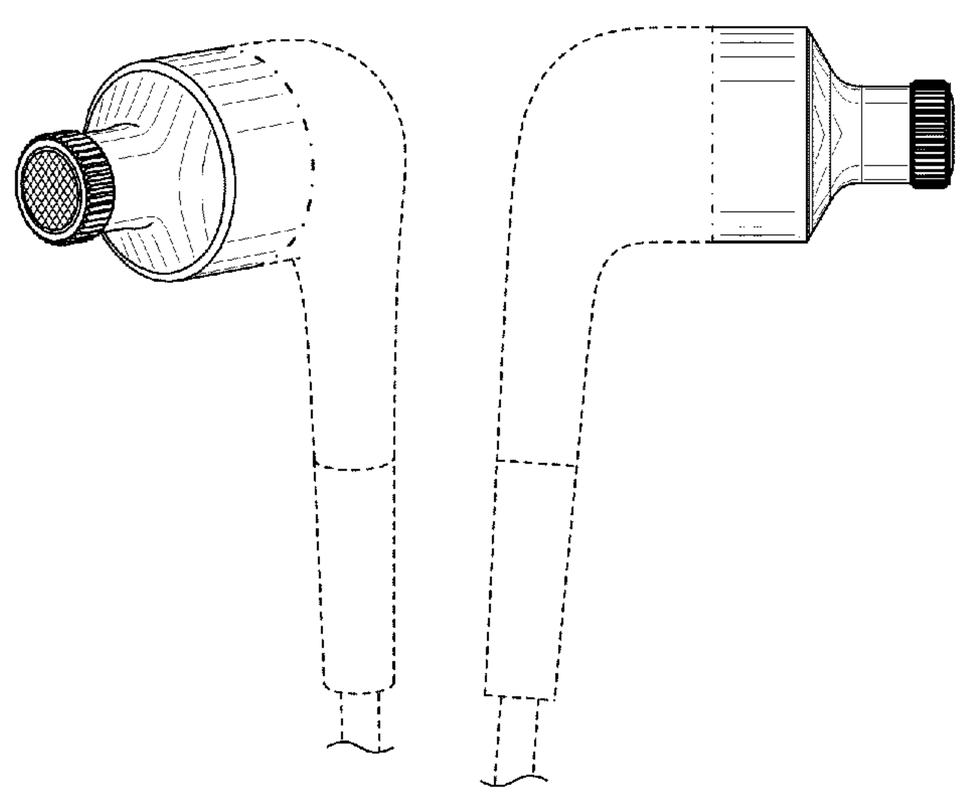

U.S. PATENT DOCUMENTS

D245,202	S		7/1977	Asker
4,122,841	A		10/1978	Rock et al.
D259,279	S		5/1981	Takeda
4,588,867	A		5/1986	Konomi
4,602,642	A	*	7/1986	O'Hara et al. 600/474
D402,752	S		12/1998	Falco
5,957,136	A		9/1999	Magidson et al.
5,991,652	A	*	11/1999	Barthelemy et al. 600/474
6,574,345	B1	*	6/2003	Huang 381/380
6,738,487	B1		5/2004	Nageno et al.
D516,058	S	*	2/2006	Garcia D14/205
D524,938	S		7/2006	Schreiber
D542,782	S		5/2007	Angarita
D550,655	S	*	9/2007	Falco D14/223
D586,778	S	*	2/2009	Yang D14/205
D596,616	S	*	7/2009	Andre et al. D14/205
D599,330	S	*	9/2009	Andre et al. D14/223
D603,379	S	*	11/2009	Harbeke et al. D14/223
D603,837	S	*	11/2009	Martin D14/206
D606,972	S	*	12/2009	Schaefer D14/205
D611,934	S	*	3/2010	Schaefer D14/223
D613,726	S	*	4/2010	Blanchard et al. D14/223
D618,209	S	*	6/2010	Andre et al. D14/205
D618,210	S	*	6/2010	Andre et al. D14/205
D634,306	S	*	3/2011	Pedersen D14/223
D639,279	S	*	6/2011	Andre et al. D14/223

* cited by examiner

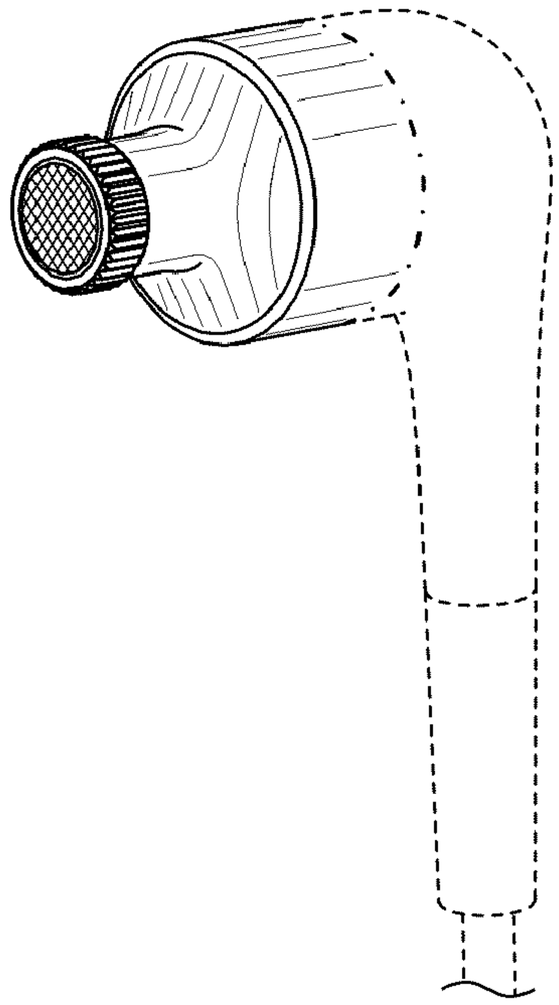

FIG. 1

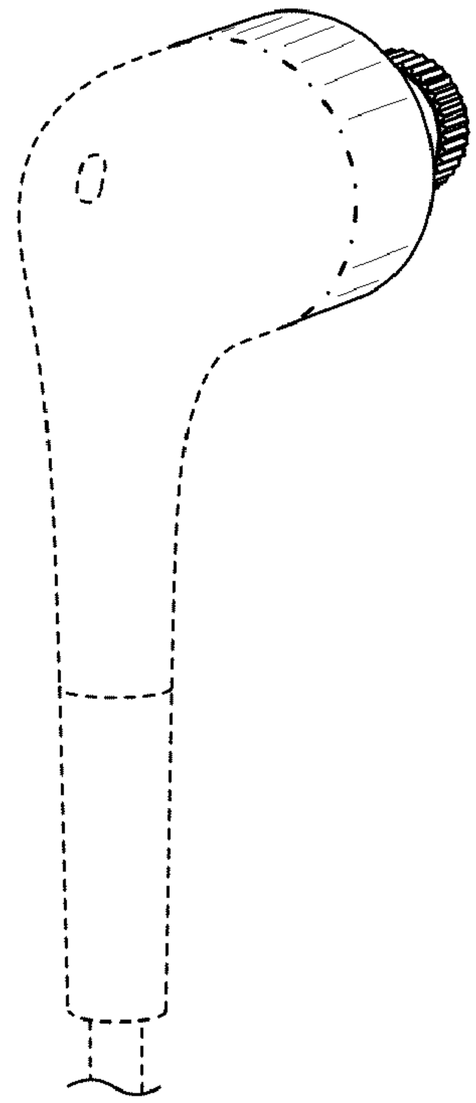

FIG. 2

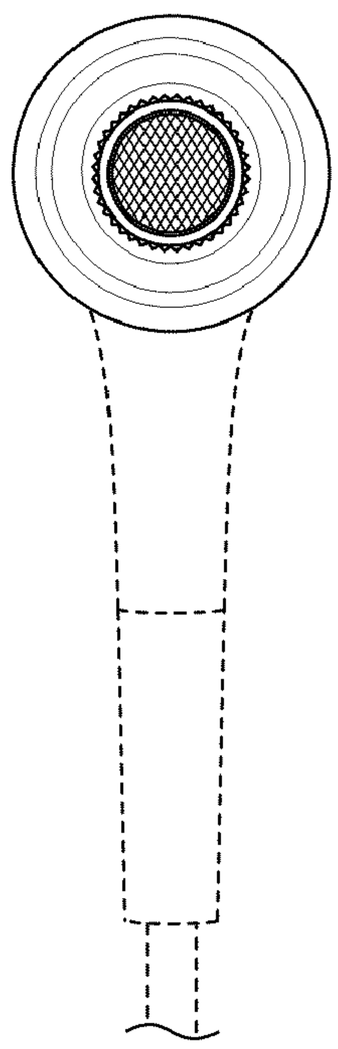

FIG. 3

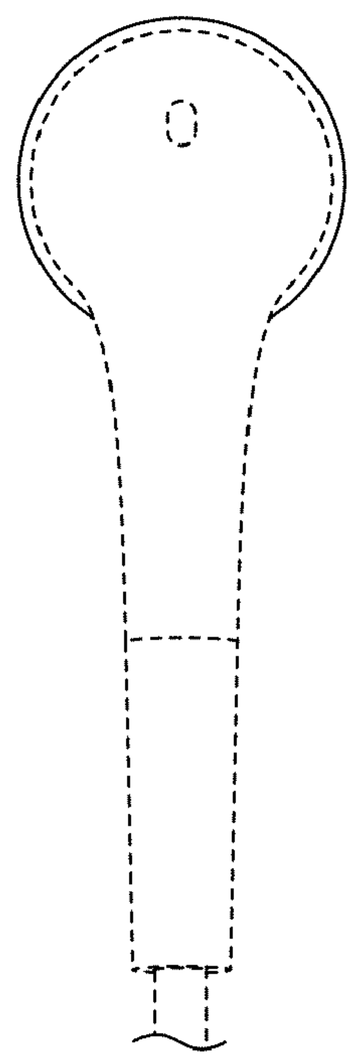

FIG. 4

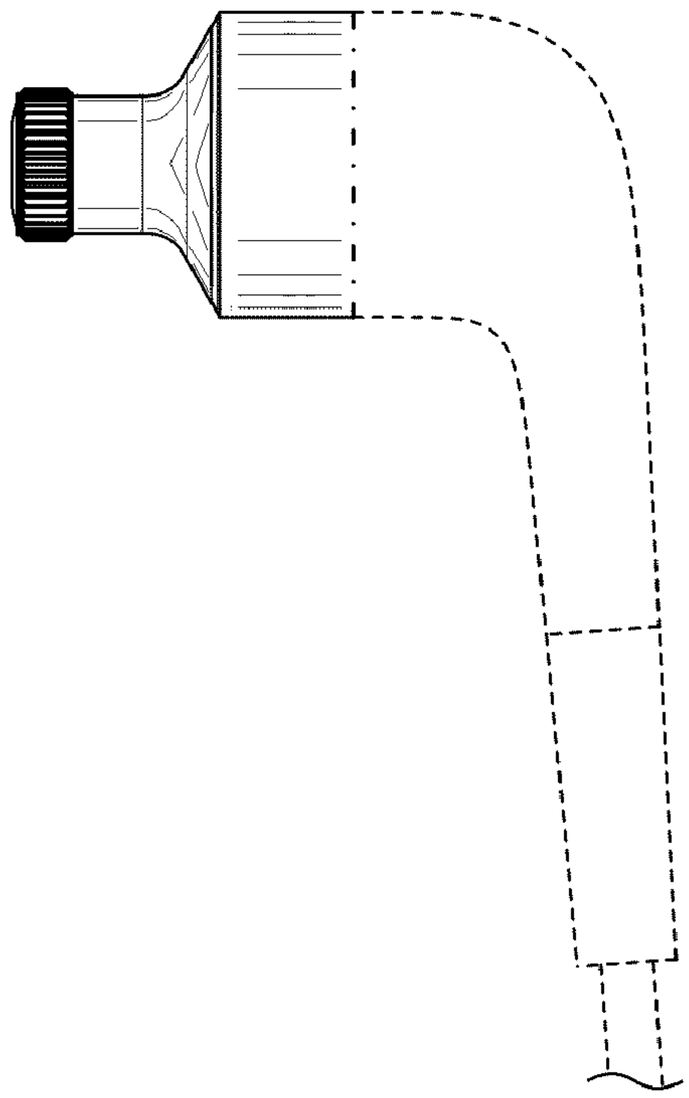

FIG. 5

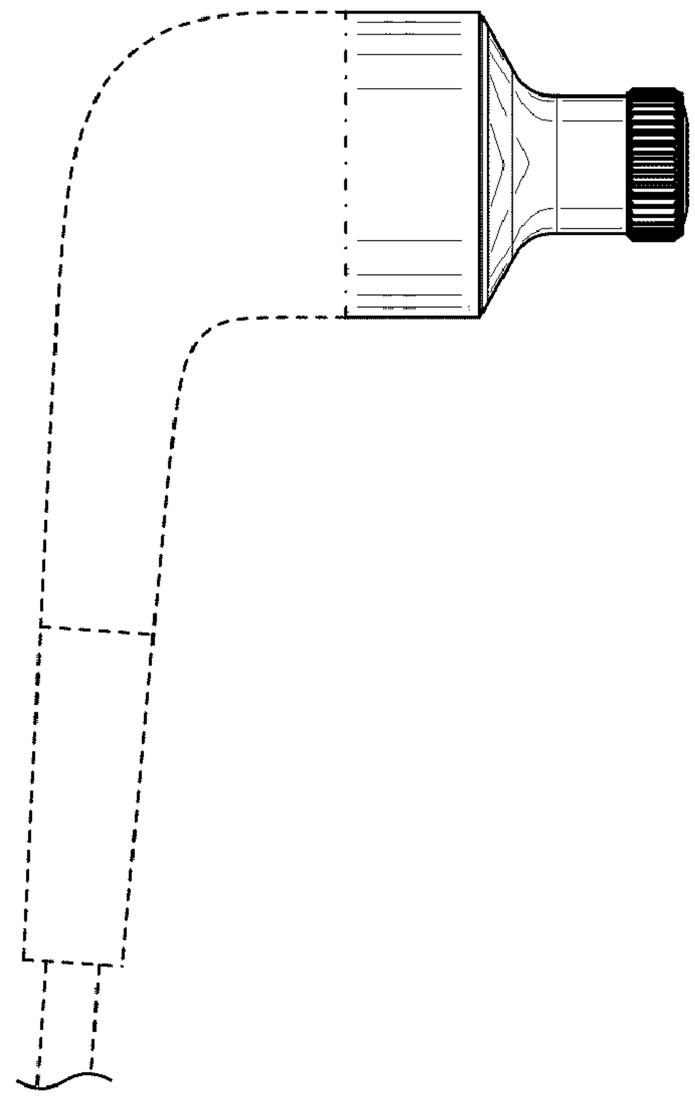

FIG. 6

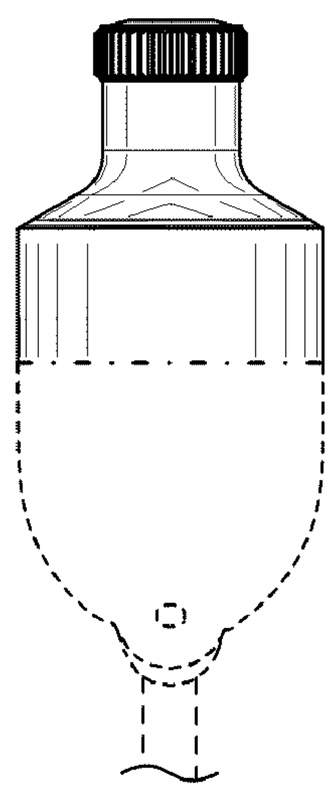

FIG. 7

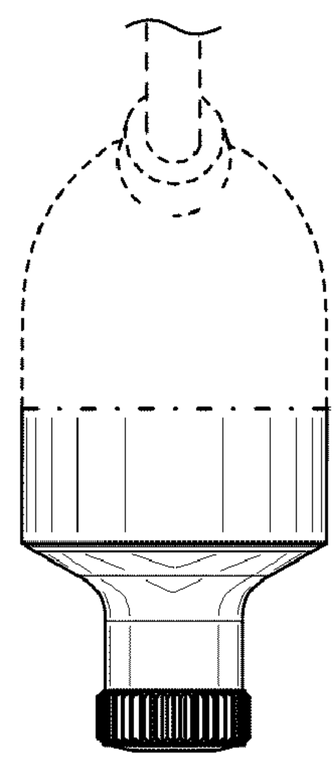

FIG. 8