



US00D653235S

(12) **United States Design Patent**
McManigal

(10) **Patent No.:** **US D653,235 S**
(45) **Date of Patent:** **** Jan. 31, 2012**

(54) **EARBUD ASSEMBLY**

(75) Inventor: **Scott McManigal**, Irvine, CA (US)

(73) Assignee: **Vizio Inc.**, Irvine, CA (US)

(**) Term: **14 Years**

(21) Appl. No.: **29/382,621**

(22) Filed: **Jan. 5, 2011**

(51) **LOC (9) Cl.** **14-01**

(52) **U.S. Cl.** **D14/205**

(58) **Field of Classification Search** D14/205,
D14/206, 223; 181/129, 130, 135; 379/430,
379/431; 380/380, 381; D24/174; 455/90.3,
455/575.2

See application file for complete search history.

(56) **References Cited**

U.S. PATENT DOCUMENTS

D340,932 S *	11/1993	Yan	D14/249
D558,735 S *	1/2008	Carr et al.	D14/206
D564,495 S *	3/2008	Sasaki	D14/205
D572,703 S *	7/2008	Ledbetter et al.	D14/205
D578,507 S *	10/2008	Ando	D14/205
D589,491 S *	3/2009	Andre et al.	D14/205

D607,875 S *	1/2010	Pedersen, II	D14/206
D618,672 S *	6/2010	Harbeke et al.	D14/223
D621,389 S *	8/2010	Nagayama et al.	D14/223
D626,948 S *	11/2010	Nault	D14/223
D635,558 S *	4/2011	Zheng	D14/223
D641,010 S *	7/2011	Kwon	D14/223
D643,417 S *	8/2011	Lee et al.	D14/223

* cited by examiner

Primary Examiner — Paula Greene

(74) *Attorney, Agent, or Firm* — Law Office of Scott C. Harris, Inc.

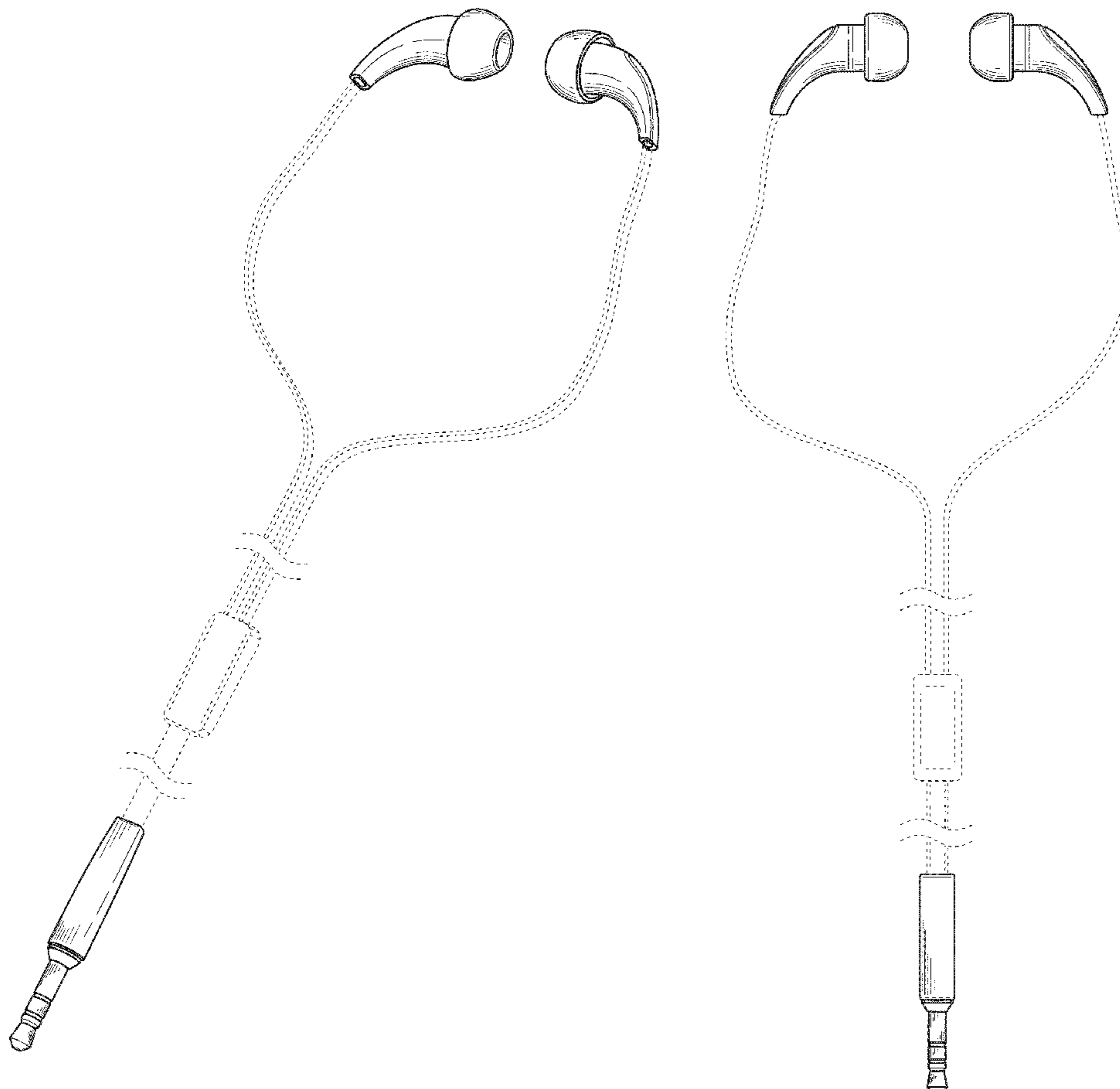
(57) **CLAIM**

The ornamental design for an earbud assembly, as shown and described.

DESCRIPTION

FIG. 1 is a perspective view of the earbud assembly;
FIG. 2 shows a bottom view of the earbud assembly;
FIG. 3 shows a top view of the earbud assembly, showing the side surface;
FIG. 4 shows a side view of the earbud assembly;
FIG. 5 shows a side perspective view of the earbud assembly;
FIG. 6 shows a side view thereof; and,
FIG. 7 shows an opposite side view thereof.

1 Claim, 5 Drawing Sheets






FIG. 1

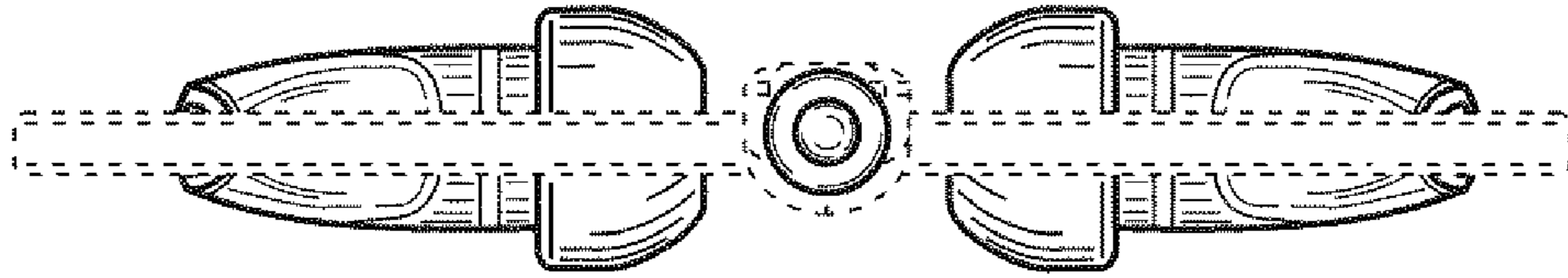


FIG. 2

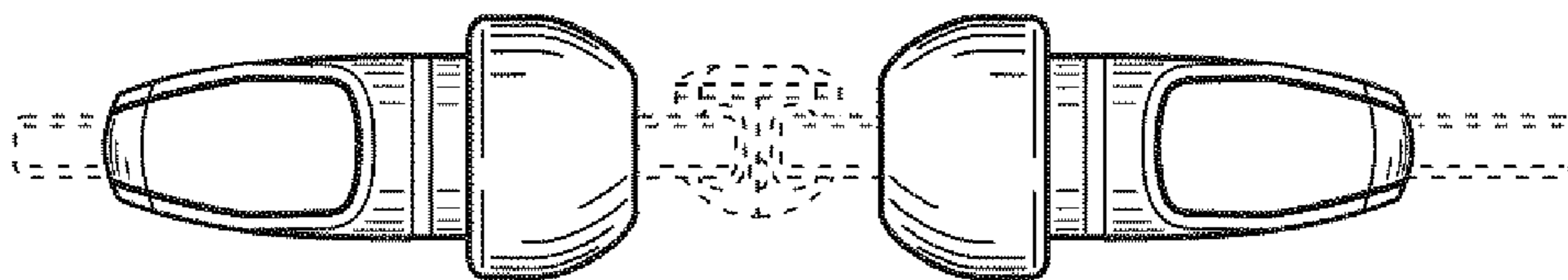


FIG. 3

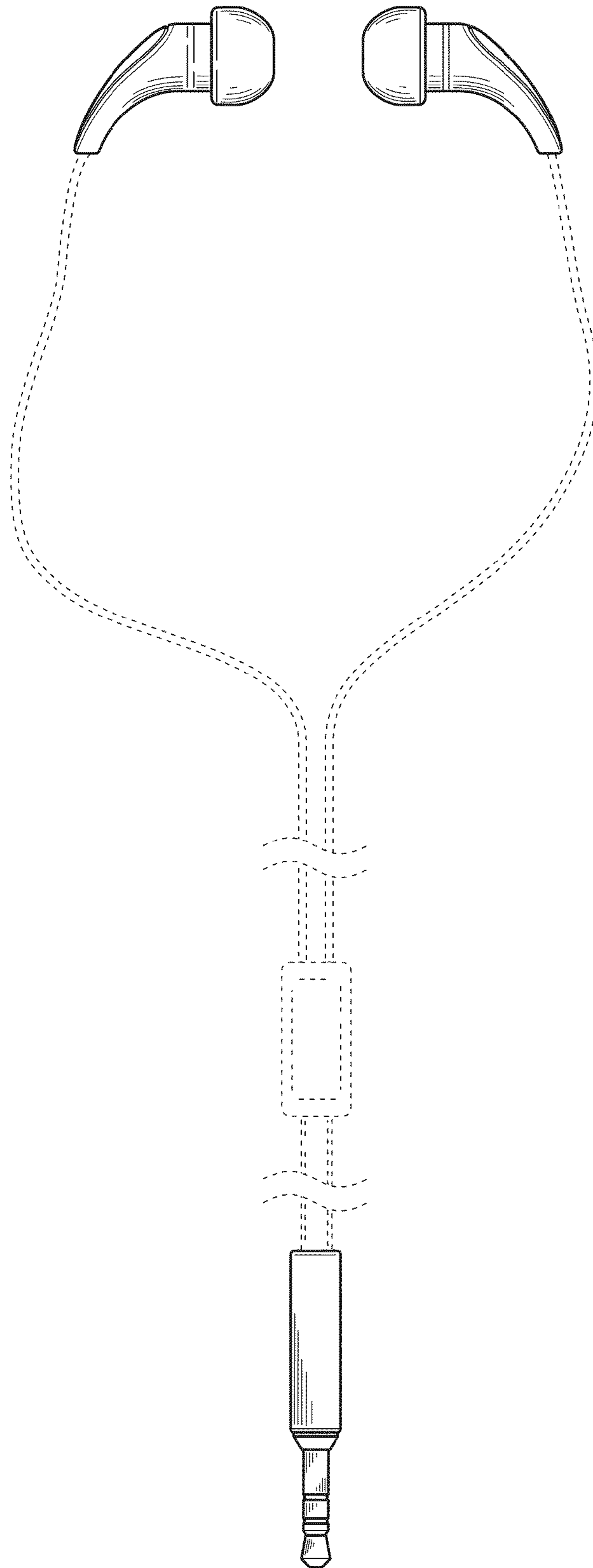


FIG. 4

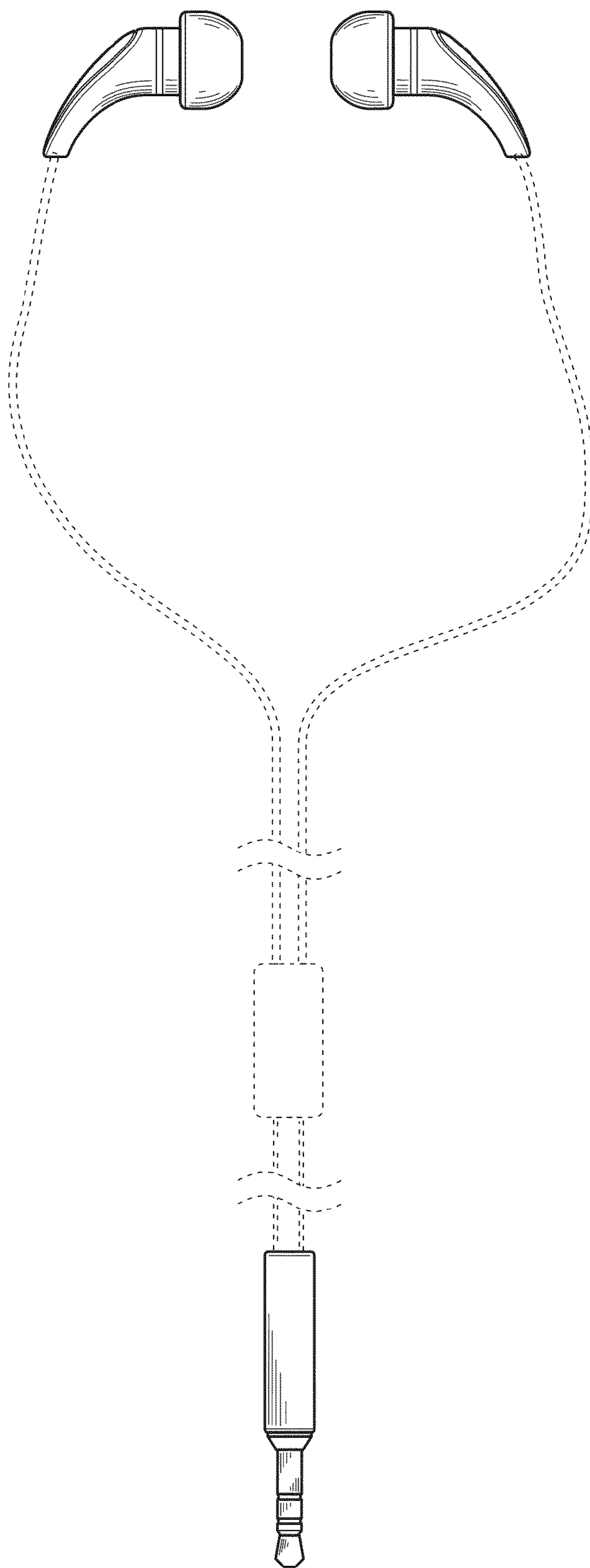


FIG. 5

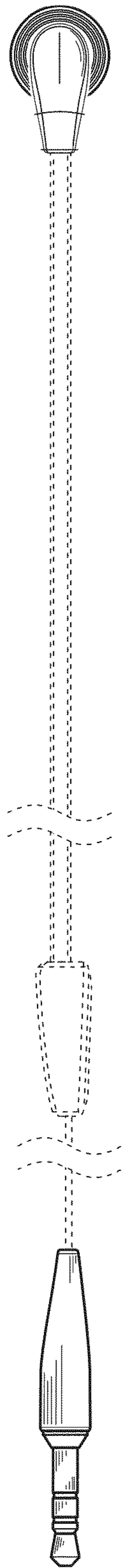


FIG. 6

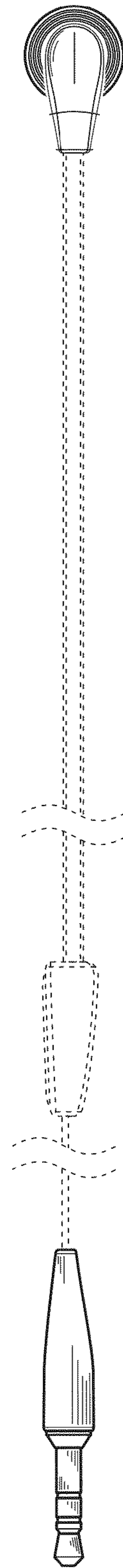


FIG. 7