



US00D653234S

(12) **United States Design Patent**  
**Lee et al.**

(10) **Patent No.:** **US D653,234 S**  
(45) **Date of Patent:** **\*\* Jan. 31, 2012**

(54) **HEADPHONES**

(75) Inventors: **Noel Lee**, Las Vegas, NV (US);  
**Kendrew Lee**, Tsing Yi (HK)

(73) Assignee: **Monster Cable Products, Inc.**,  
Brisbane, CA (US)

(\*\*) Term: **14 Years**

(21) Appl. No.: **29/382,541**

(22) Filed: **Jan. 5, 2011**

(51) **LOC (9) Cl.** ..... **14-01**

(52) **U.S. Cl.** ..... **D14/205**

(58) **Field of Classification Search** ..... D14/205,  
D14/206, 223; 181/129, 130, 135; 379/430,  
379/431, 433.02; 381/380, 381, 378, 374;  
D29/112; 2/209; 128/864, 866

See application file for complete search history.

(56) **References Cited**

**U.S. PATENT DOCUMENTS**

2,501,107	A *	3/1950	Volkman	.....	381/378
D316,551	S *	4/1991	Ichikawa	.....	D14/205
D331,408	S *	12/1992	Ellermeier	.....	D14/205
D371,558	S *	7/1996	Yoshizawa	.....	D14/205
5,749,373	A *	5/1998	Dix	.....	128/864
5,829,062	A *	11/1998	Magidson	.....	2/209
6,123,168	A *	9/2000	Berg et al.	.....	181/129
6,233,345	B1 *	5/2001	Urwyler	.....	381/381
D457,515	S *	5/2002	Masamitsu et al.	.....	D14/223
D463,396	S *	9/2002	Beraut et al.	.....	D14/205
D471,176	S *	3/2003	Suzuki	.....	D14/205
D492,943	S *	7/2004	Komiyama	.....	D14/205

D502,463	S *	3/2005	Bhakta	.....	D14/205
7,010,139	B1 *	3/2006	Smeehuyzen	.....	381/380
D560,206	S *	1/2008	Hermansen	.....	D14/206
D575,268	S *	8/2008	Christopher et al.	.....	D14/205
D587,679	S *	3/2009	Komiyama	.....	D14/205
D590,810	S *	4/2009	Komiyama	.....	D14/205
D593,067	S *	5/2009	Millora et al.	.....	D14/205
D594,441	S	6/2009	Lee et al.		
D598,901	S	8/2009	Lee et al.		
D599,781	S	9/2009	Lee et al.		
D600,675	S	9/2009	Lee et al.		
D604,269	S *	11/2009	Choe	.....	D14/205
D623,627	S *	9/2010	Alden et al.	.....	D14/205
D633,471	S *	3/2011	Sugiyama	.....	D14/205

\* cited by examiner

*Primary Examiner* — Paula Greene

(74) *Attorney, Agent, or Firm* — LaRiviere, Grubman & Payne, LLP

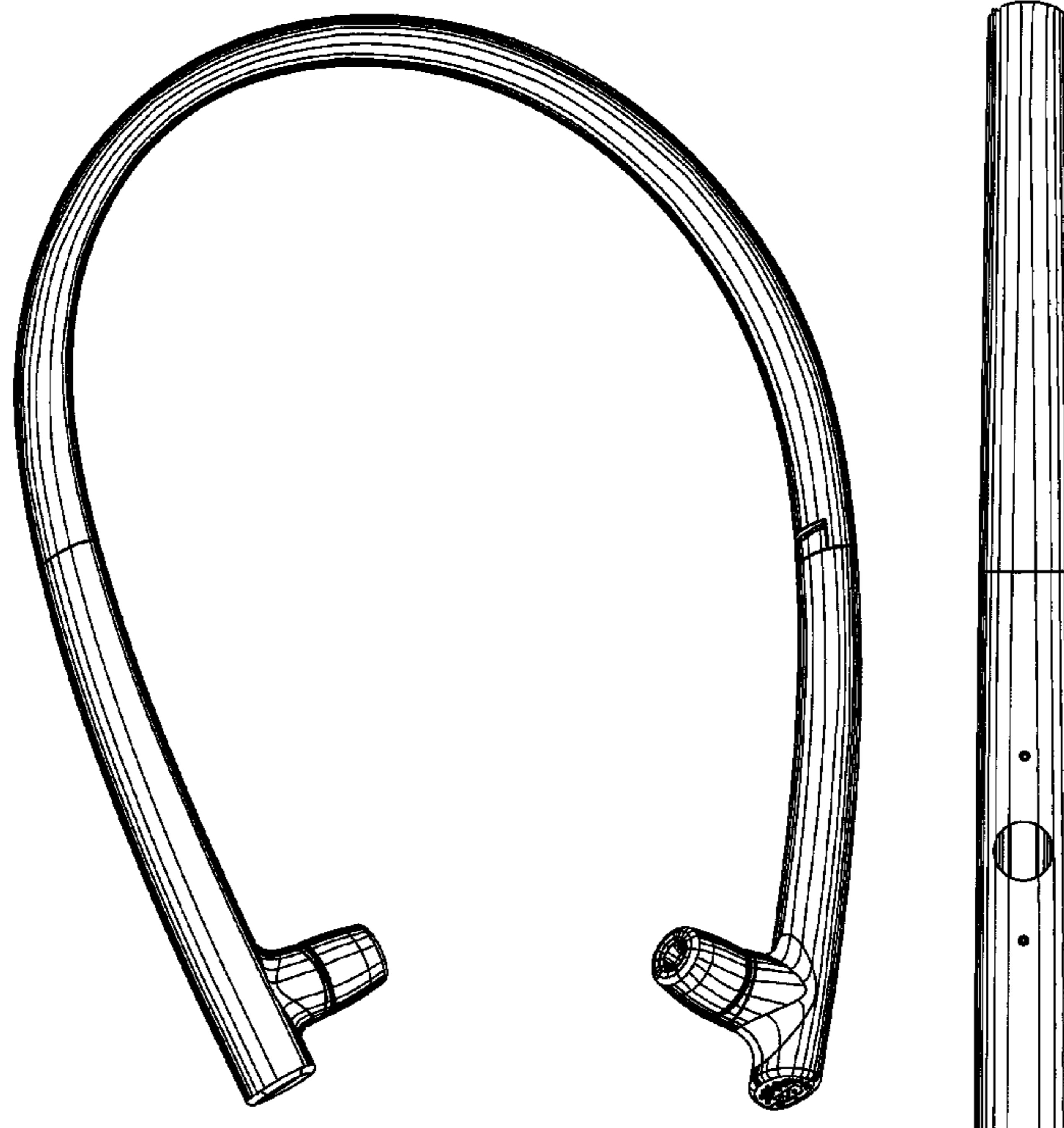
(57) **CLAIM**

The ornamental design for headphones, as shown and described.

**DESCRIPTION**

FIG. 1 is a perspective view of headphones, showing our design;  
FIG. 2 is front view thereof;  
FIG. 3 is a rear view thereof;  
FIG. 4 is a side view thereof;  
FIG. 5 is an opposing side view thereof;  
FIG. 6 is a top view thereof; and,  
FIG. 7 is a bottom view thereof.

**1 Claim, 5 Drawing Sheets**



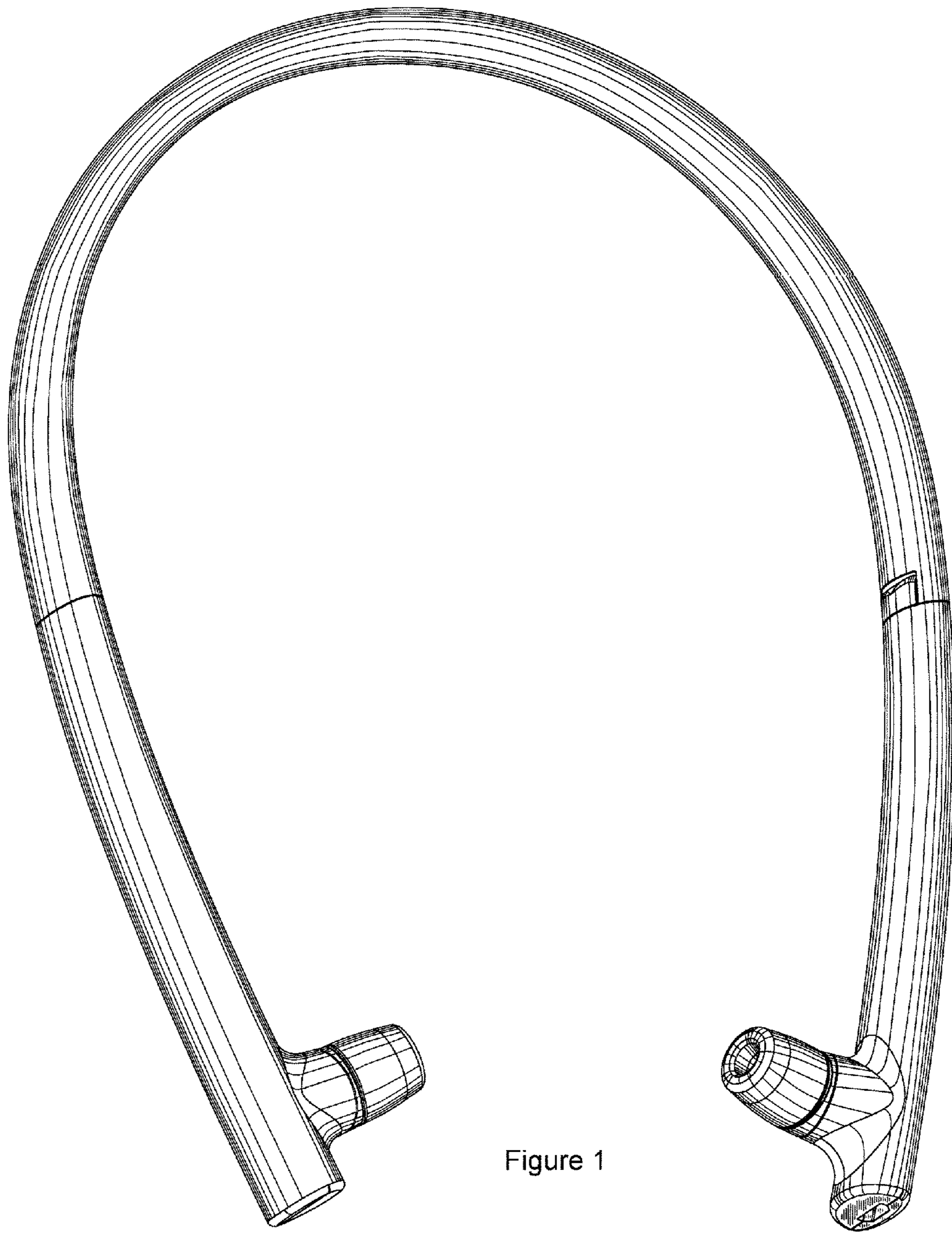


Figure 1



Figure 2

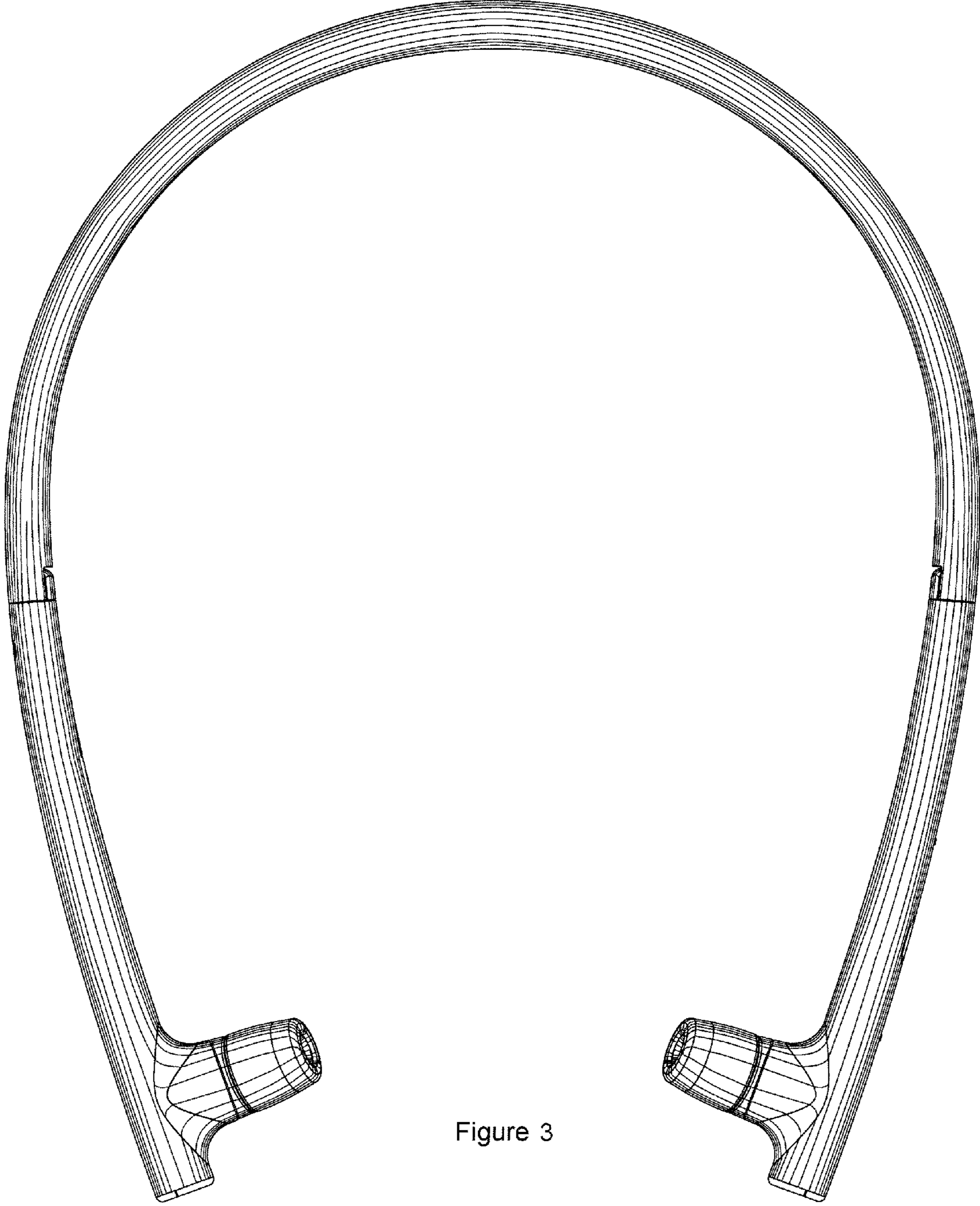


Figure 3

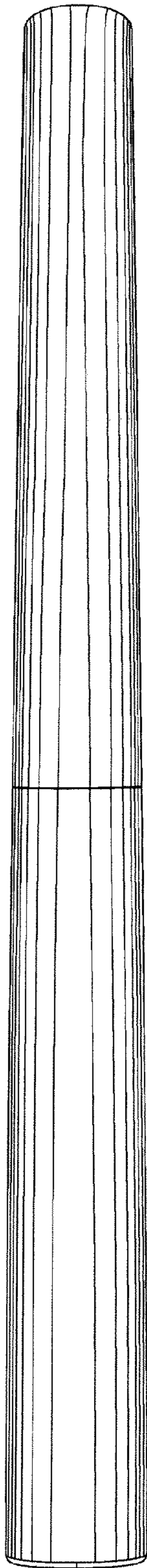


Figure 4

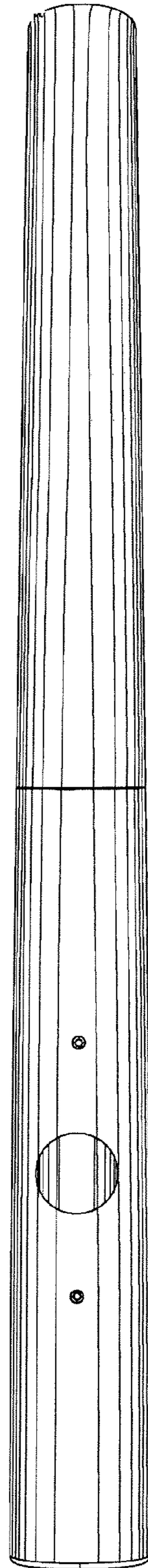


Figure 5

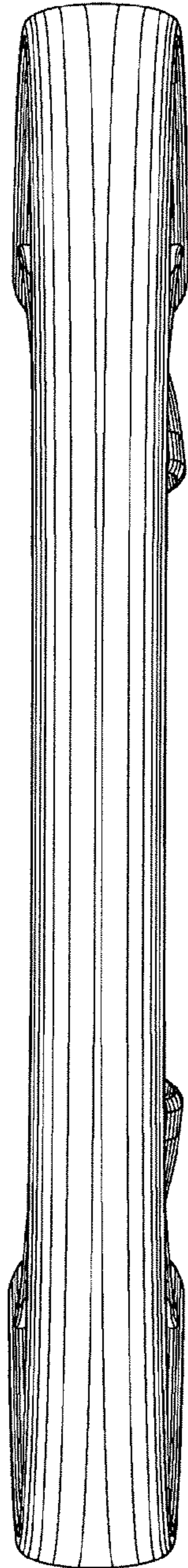


Figure 6




Figure 7