



US00D653233S

(12) **United States Design Patent**  
**Hofer et al.**

(10) **Patent No.:** **US D653,233 S**  
(45) **Date of Patent:** **\*\* Jan. 31, 2012**

(54) **HANDHELD ELECTRONIC DEVICE**

(56) **References Cited**

(75) Inventors: **Joseph Michael Hofer**, Kitchener (CA);  
**Todd Andrew Wood**, Toronto (CA);  
**Ingve Holmung**, Toronto (CA); **Di Tao**,  
Toronto (CA); **Brian Dennis Paschke**,  
Toronto (CA); **Alina Claudia Oprea**,  
Waterloo (CA)

(73) Assignee: **Research In Motion Limited**, Waterloo,  
Ontario (CA)

(\*\*) Term: **14 Years**

(21) Appl. No.: **29/394,752**

(22) Filed: **Jun. 21, 2011**

**Related U.S. Application Data**

(63) Continuation of application No. 29/391,094, filed on  
May 3, 2011.

(51) **LOC (9) Cl.** ..... **14-03**

(52) **U.S. Cl.** ..... **D14/203.7; D14/496; D14/203.3**

(58) **Field of Classification Search** ..... D14/496,  
D14/401, 435, 474, 483, 217, 137, 138, 160,  
D14/168, 356, 203.1–203.8, 507; 345/156,  
345/169, 173–179, 905; 715/727–729, 864;  
710/1, 5, 8; 713/1, 600; 455/1.1, 1.7, 73,  
455/344–347, 93, 95, 3.01–3.06, 550.1, 573.1;  
370/342–344; 369/1, 2, 6–12; 463/43–47;  
273/148 B

See application file for complete search history.

**U.S. PATENT DOCUMENTS**

D504,442	S	*	4/2005	Kim	.....	D14/203.7
6,920,344	B2	*	7/2005	Jang	.....	455/575.5
D516,083	S	*	2/2006	Kataoka	.....	D14/203.7
7,258,449	B2	*	8/2007	Chong et al.	.....	353/85
D558,787	S	*	1/2008	Yu et al.	.....	D14/496
D558,834	S	*	1/2008	Au Yeung	.....	D21/329
D561,198	S	*	2/2008	Zhang	.....	D14/496
D565,599	S	*	4/2008	Jang et al.	.....	D14/496
D567,254	S	*	4/2008	Lee	.....	D14/496
D606,122	S	*	12/2009	Hobbs	.....	D20/29
D606,513	S	*	12/2009	Wood et al.	.....	D14/203.7
D617,307	S	*	6/2010	Wood et al.	.....	D14/203.7

\* cited by examiner

*Primary Examiner* — Prabhakar Deshmukh

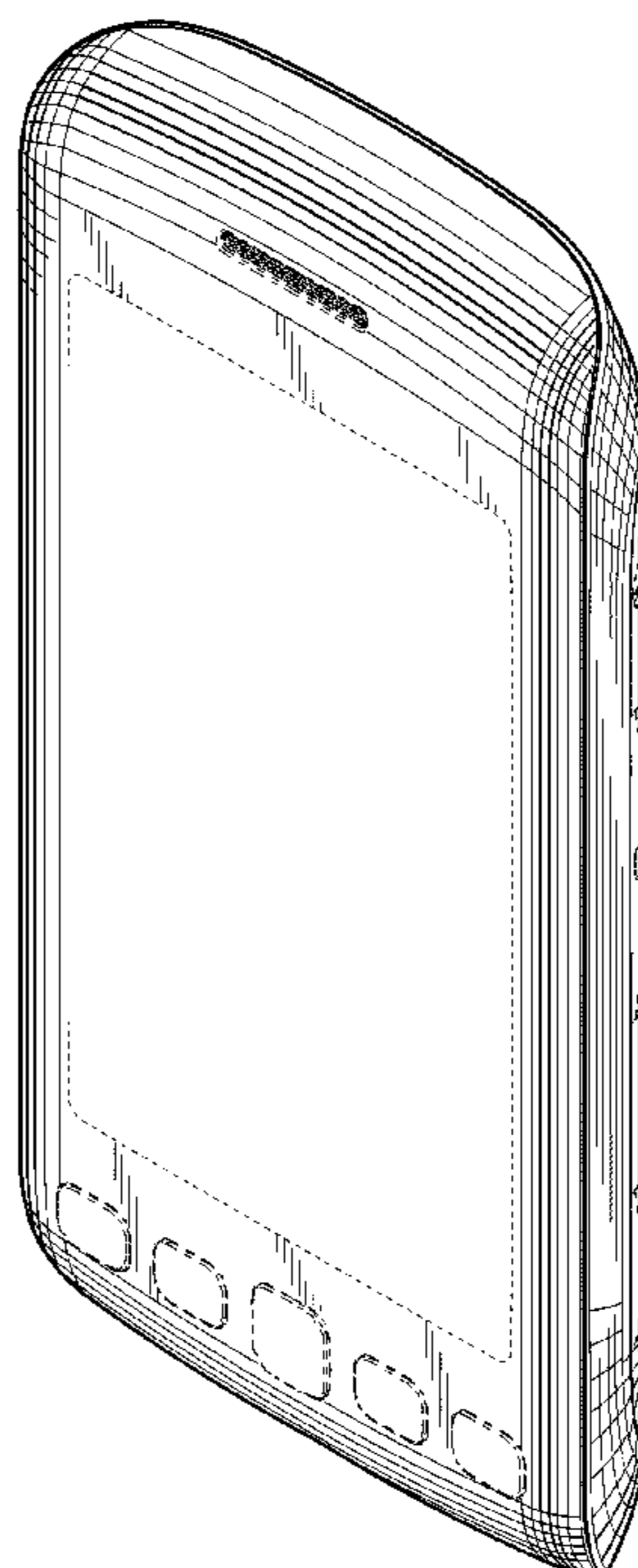
(57) **CLAIM**

We claim the ornamental design for a handheld electronic device, as shown and described.

**DESCRIPTION**

FIG. 1 is a front perspective view of a handheld electronic device;  
FIG. 2 is a back perspective view of the handheld electronic device;  
FIG. 3 is a front elevational view thereof;  
FIG. 4 is a back elevational view thereof;  
FIG. 5 is a right elevational view thereof;  
FIG. 6 is a left elevational view thereof;  
FIG. 7 is a top plan view thereof; and,  
FIG. 8 is a bottom plan view thereof.  
The broken lines shown in the drawings of the handheld electronic device are for the purposes of illustrating portions of the article and form no part of the claimed design.

**1 Claim, 6 Drawing Sheets**



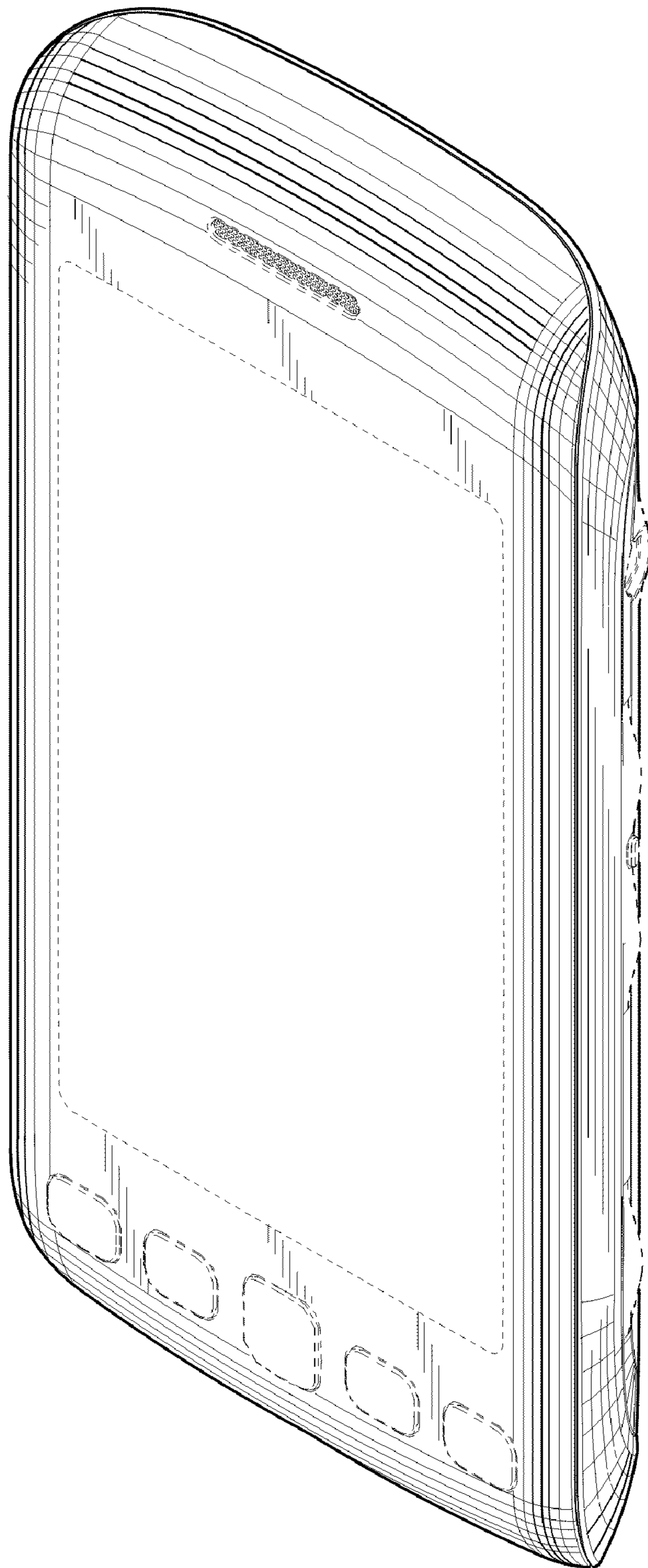


FIG.1

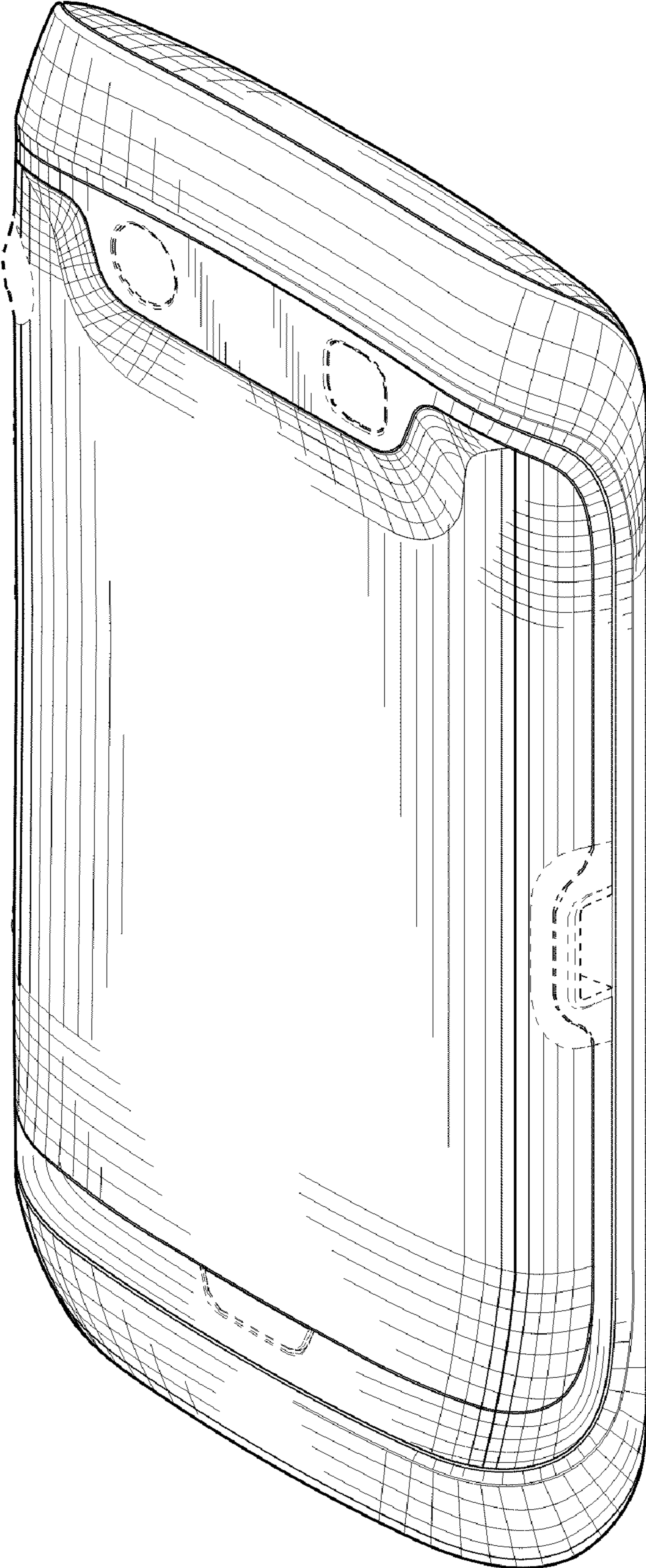


FIG.2




FIG.3

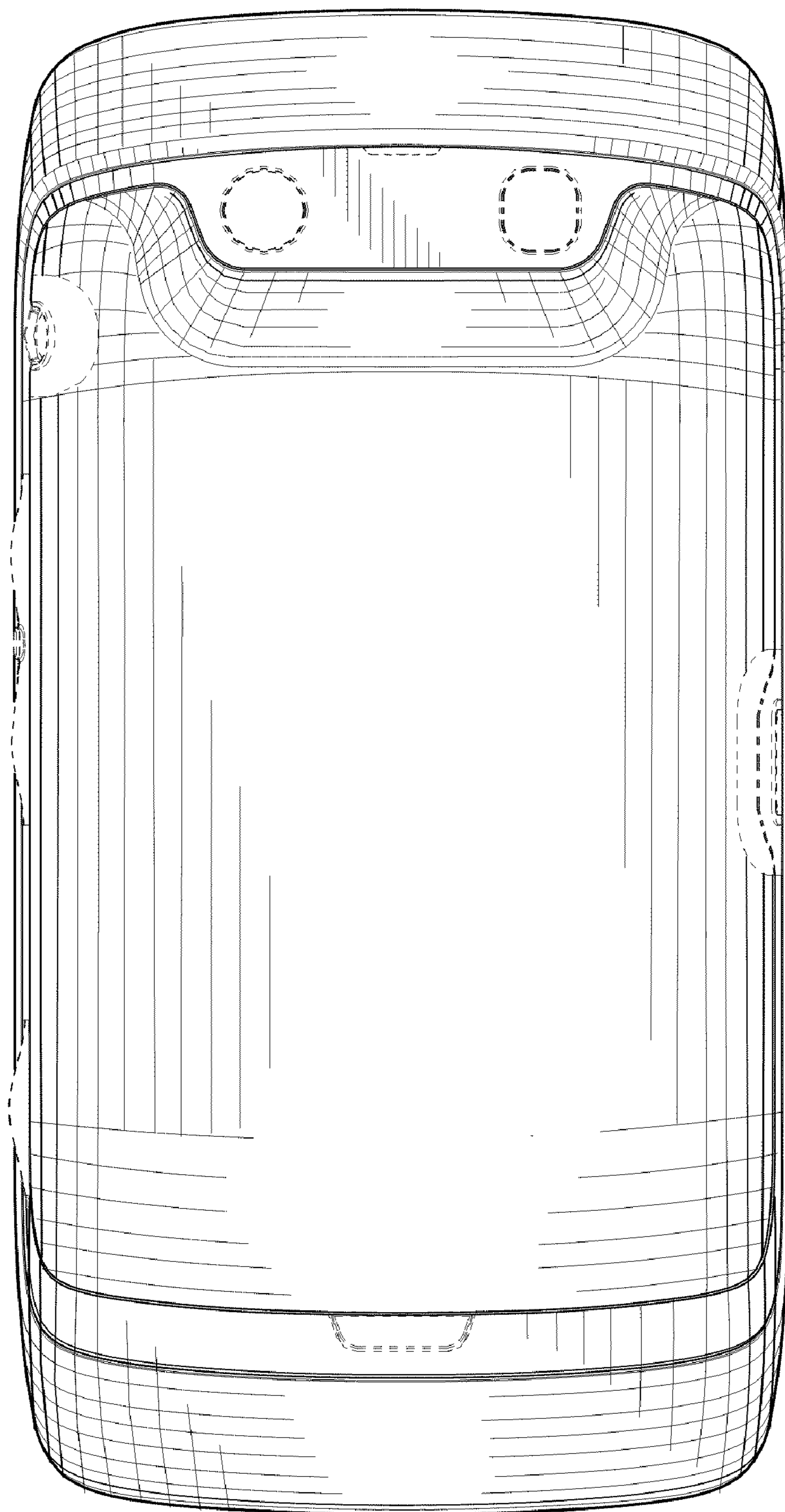


FIG.4

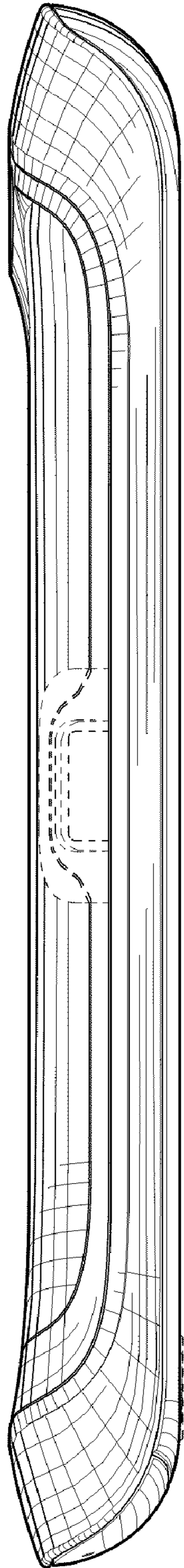


FIG. 5

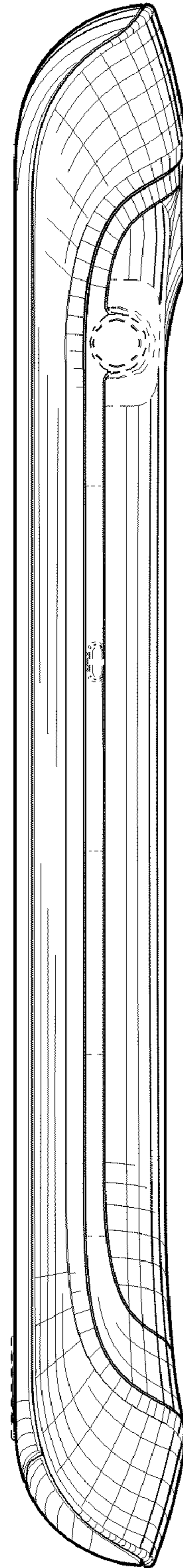


FIG. 6




FIG. 7

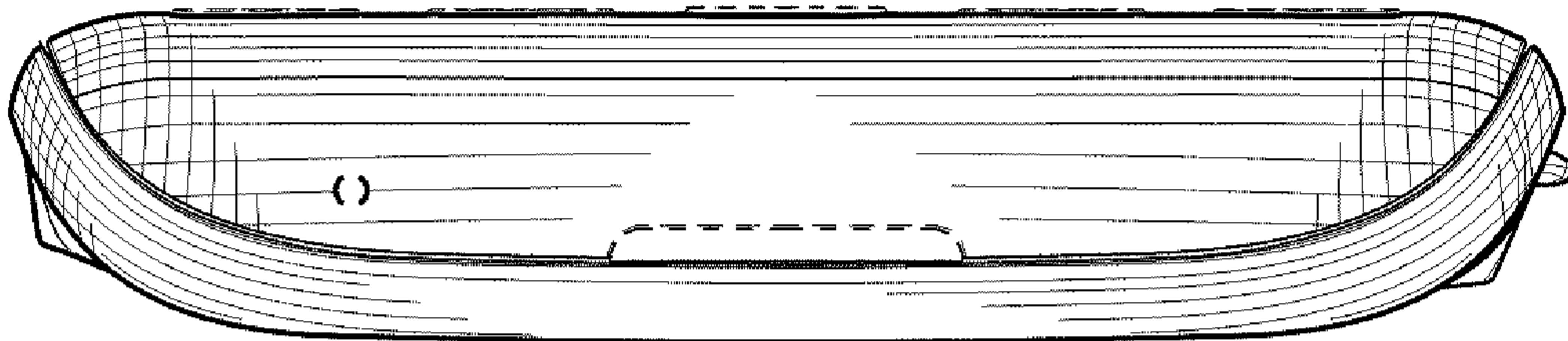


FIG. 8