



US00D653201S

(12) **United States Design Patent**
Sillett et al.

(10) **Patent No.:** **US D653,201 S**

(45) **Date of Patent:** **** Jan. 31, 2012**

(54) **SUPPORT FOR A SOLAR PANEL**

(76) Inventors: **Ian Sillett**, London (GB); **Loey Salam**, London (GB)

(**) Term: **14 Years**

(21) Appl. No.: **29/375,206**

(22) Filed: **Sep. 19, 2010**

(30) **Foreign Application Priority Data**

Mar. 19, 2010 (CA) 134510

(51) **LOC (9) Cl.** **13-02**

(52) **U.S. Cl.** **D13/102**

(58) **Field of Classification Search** D13/102,
D13/118, 184, 199; D6/449, 512, 519, 540,
D6/574; D8/353, 354; 126/621-623, 704,
126/904; 136/251, 252, 256

See application file for complete search history.

(56) **References Cited**

U.S. PATENT DOCUMENTS

D256,840 S * 9/1980 Katz D13/102
D357,603 S * 4/1995 Wolff D6/449
5,768,831 A * 6/1998 Melchior 52/173.3

D510,315 S * 10/2005 Shugar et al. D13/102
D519,444 S * 4/2006 Mascolo D13/102
D547,262 S * 7/2007 Ullman D13/102
D560,605 S * 1/2008 McClintock et al. D13/102
D564,958 S * 3/2008 Almy et al. D13/102
D588,534 S * 3/2009 Sharma et al. D13/102
D598,372 S * 8/2009 Sasada D13/102
D601,491 S * 10/2009 Burt D13/102

* cited by examiner

Primary Examiner — Derrick Holland

(74) *Attorney, Agent, or Firm* — Michael D. Eisenberg

(57) **CLAIM**

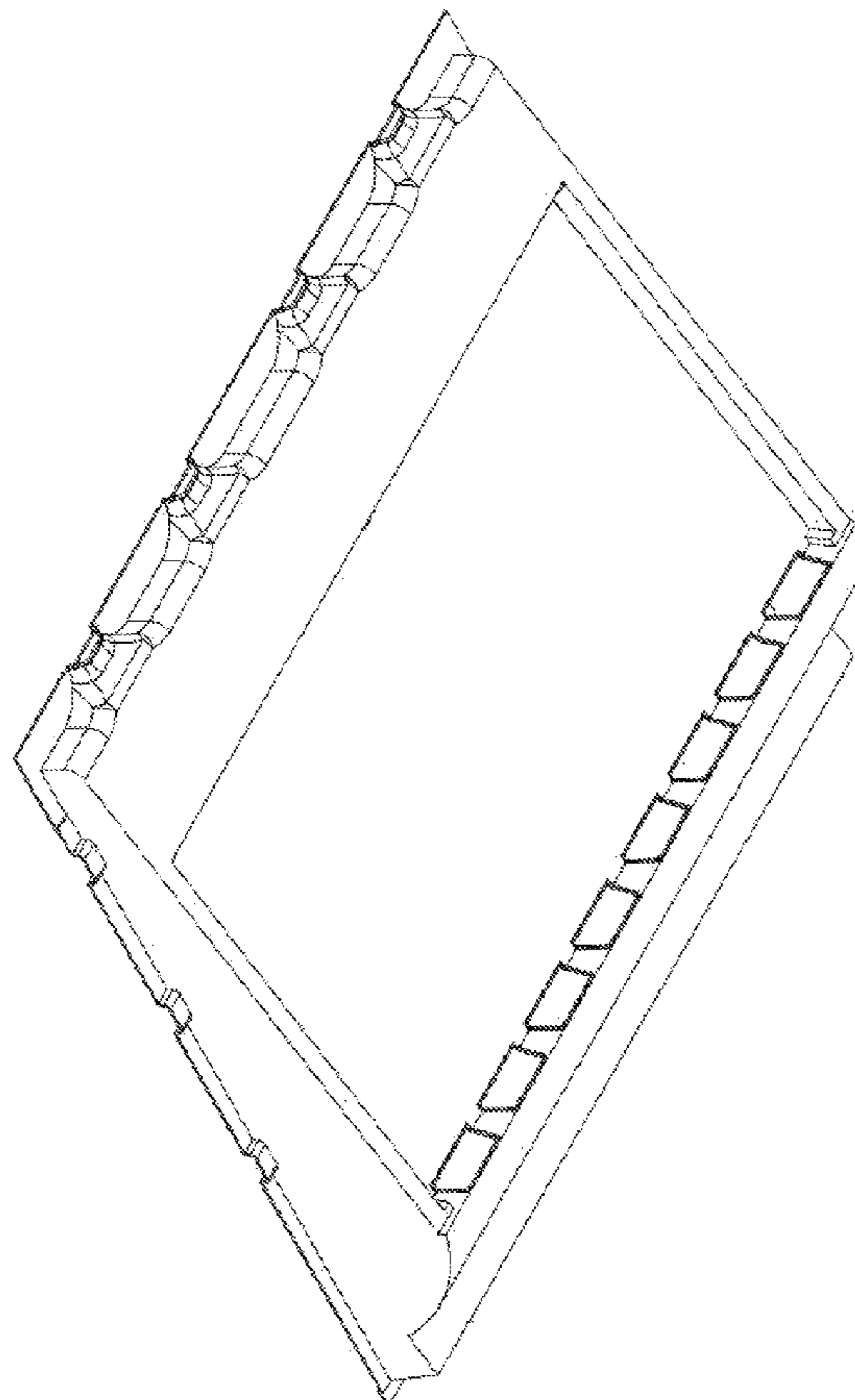
The ornamental design for a support for a solar panel, as shown and described.

DESCRIPTION

FIG. 1 is a perspective view of a support for a solar panel; FIG. 2 is a front view of the support for a solar panel; FIG. 3 is a rear view of the support for a solar panel; FIG. 4 is a left side view of the support for a solar panel; FIG. 5 is a right side view of the support for a solar panel; FIG. 6 is a bottom view of the support for a solar panel; and, FIG. 7 is a top view of the support for a solar panel.

The broken lines shown represent unclaimed subject matter and form no part of the claimed design.

1 Claim, 7 Drawing Sheets



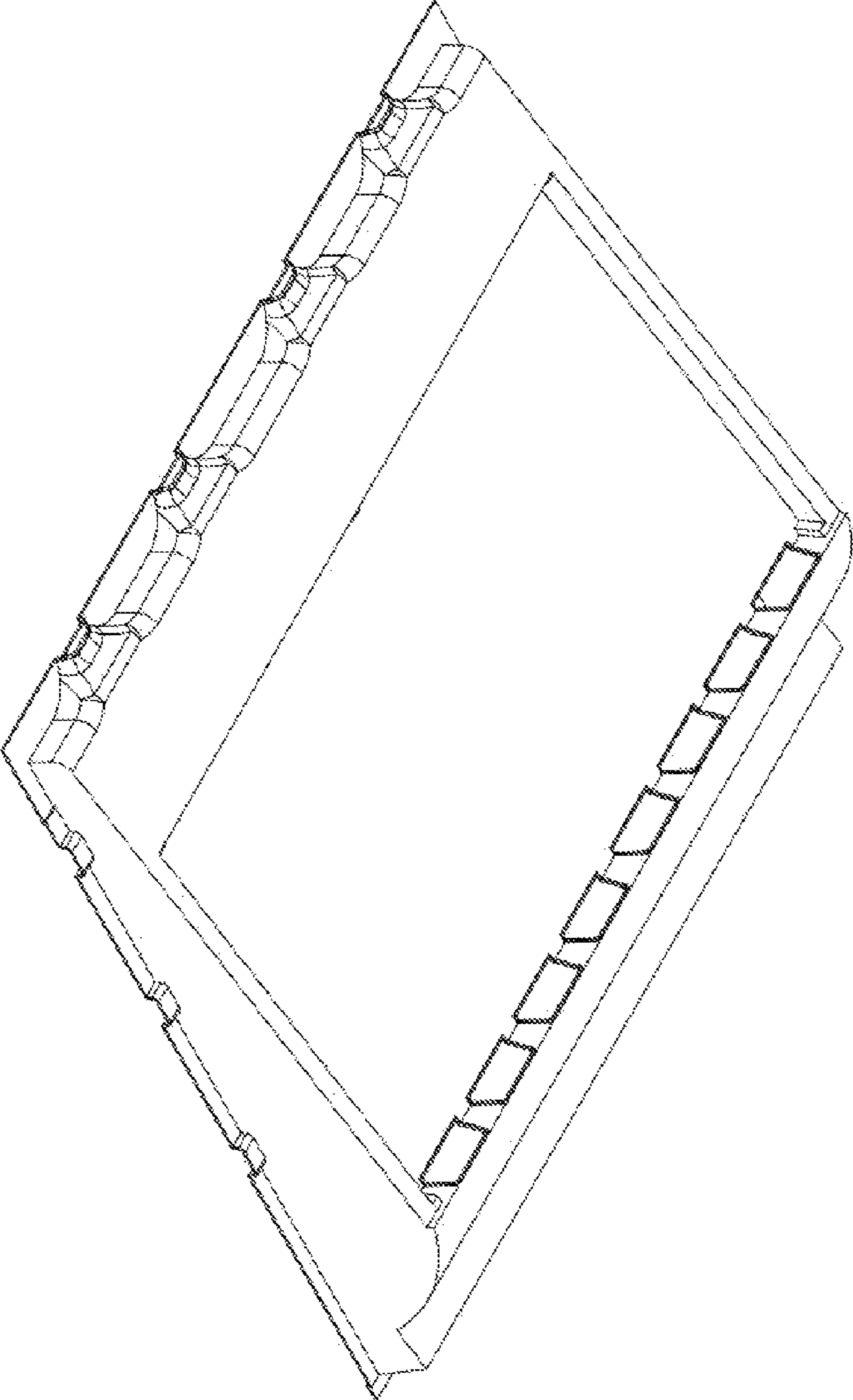


Fig. 1

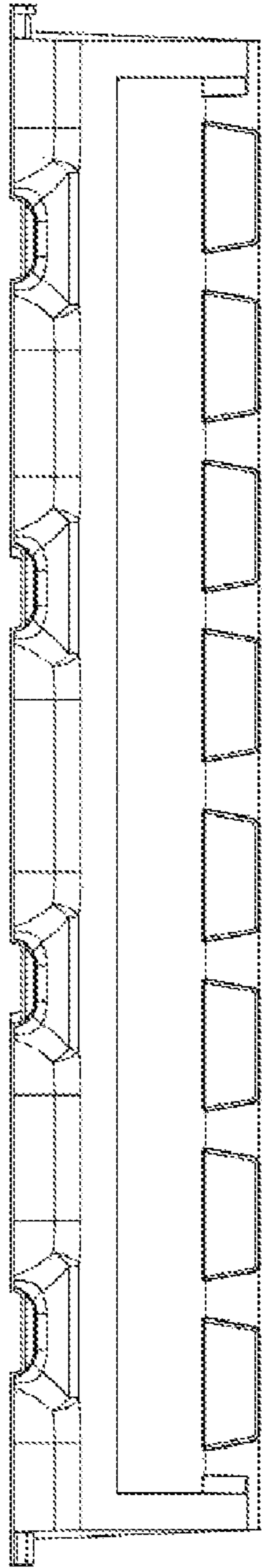


Fig. 2




Fig. 3

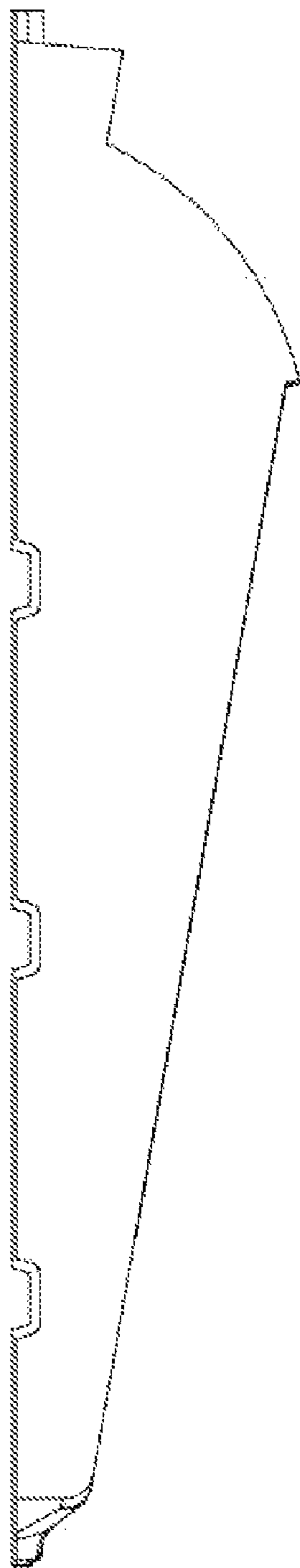


Fig. 4

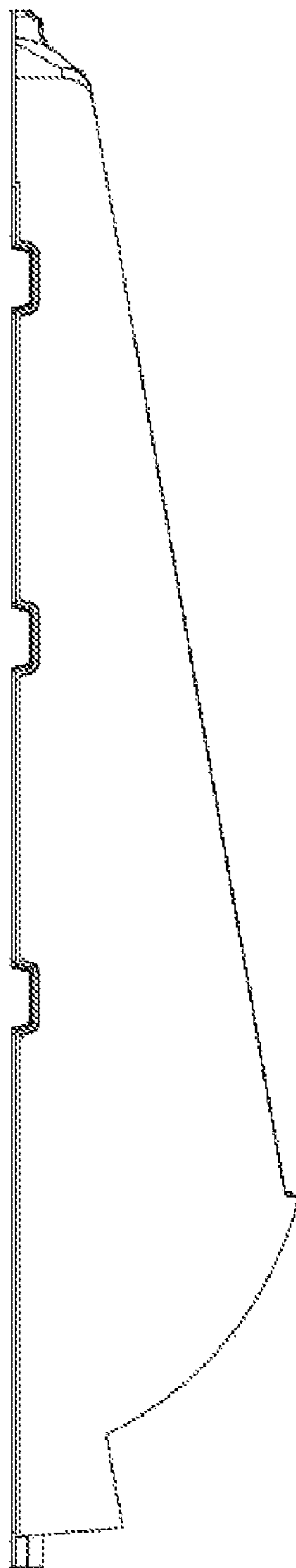


Fig. 5

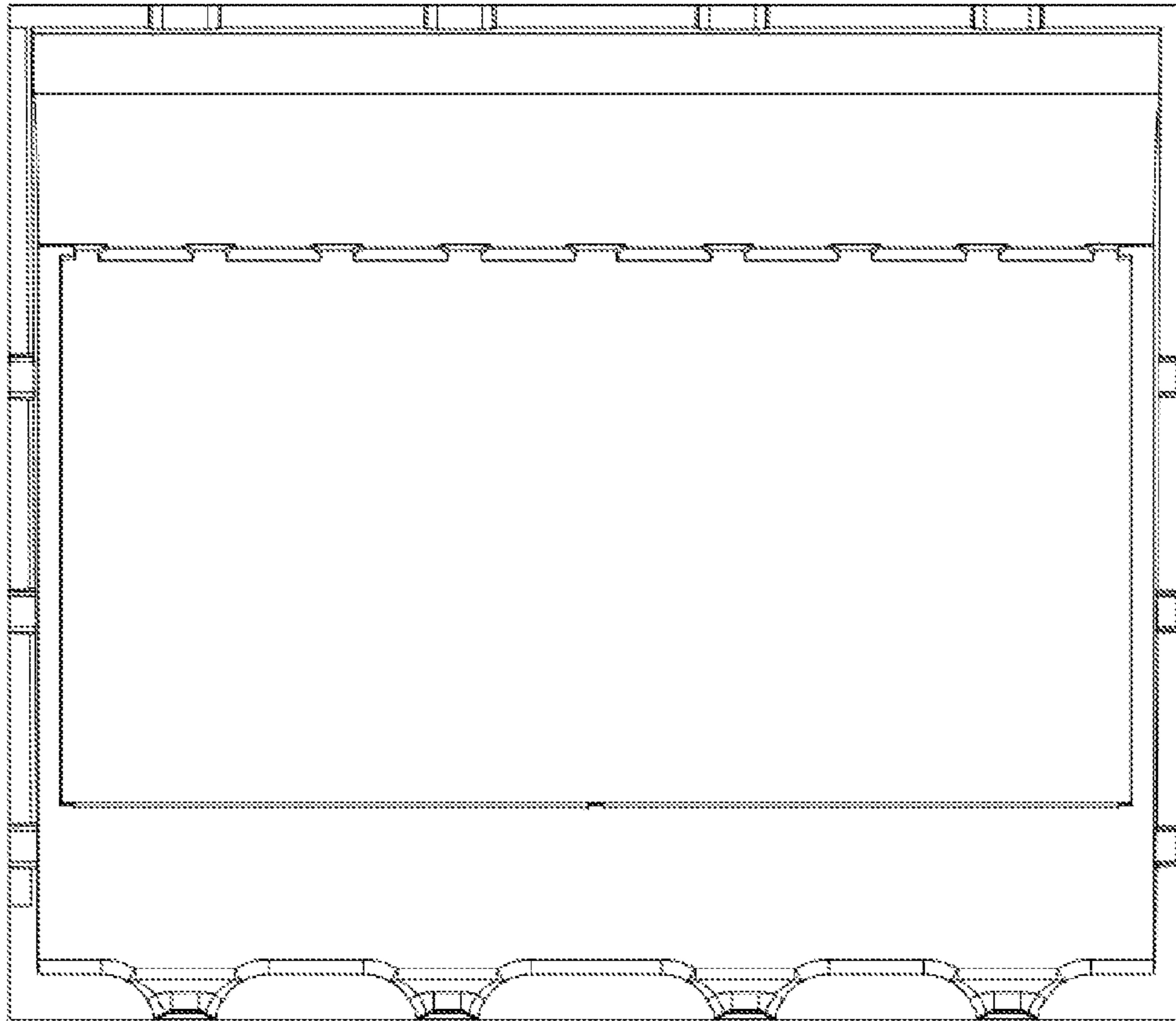


Fig. 6

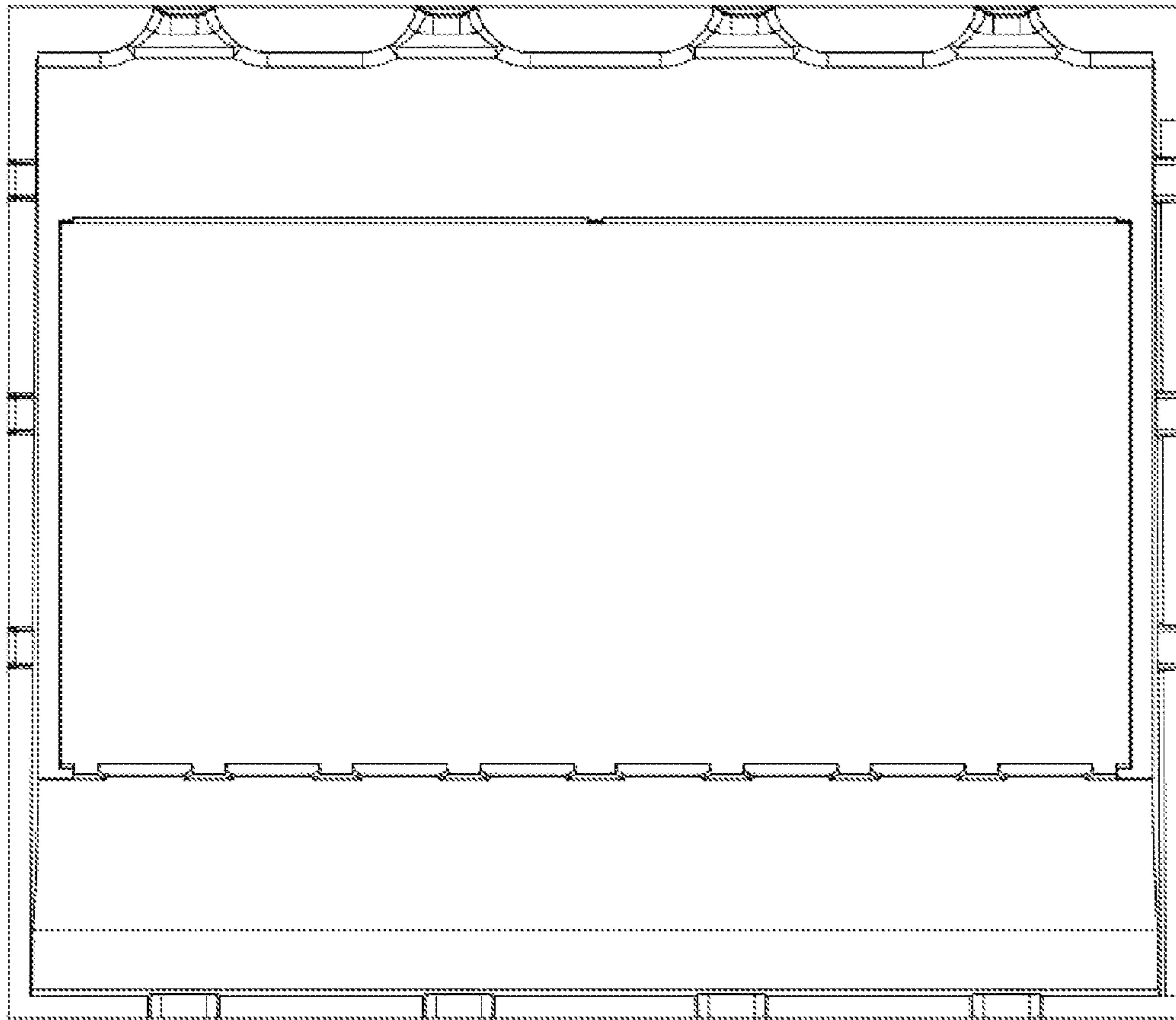


Fig. 7