



US00D653194S

(12) **United States Design Patent**  
**Matsushita et al.**

(10) **Patent No.:** **US D653,194 S**  
(45) **Date of Patent:** **\*\* Jan. 31, 2012**

(54) **AUTOMOBILE TIRE TREAD**  
(75) Inventors: **Kohtaro Matsushita**, Hiratsuka (JP);  
**Takumi Morito**, Tokyo (JP); **Izumi Kuramochi**, Tokyo (JP); **Yukio Kuroda**,  
Hiratsuka (JP)

JP D1201392 4/2004  
JP D1201732 4/2004  
JP D1217736 9/2004  
JP D1239647 5/2005  
JP D1239648 5/2005  
JP D1351121 2/2009

(73) Assignee: **The Yokohama Rubber Co., Ltd.** (JP)  
(\*\*) Term: **14 Years**

**OTHER PUBLICATIONS**  
Dunlop SP Sport 5000 Tire; 2005 Tread Design Guide, p. 18, Row 3,  
Item 2.\*

(21) Appl. No.: **29/338,595**

\* cited by examiner

(22) Filed: **Jun. 15, 2009**

*Primary Examiner* — Garth Rademaker  
(74) *Attorney, Agent, or Firm* — SAIDMAN DesignLaw  
Group

(30) **Foreign Application Priority Data**

Dec. 25, 2008 (JP) ..... 2008-033002

(57) **CLAIM**  
The ornamental design for an automobile tire tread, as shown  
and described.

(51) **LOC (9) Cl.** ..... **12-15**

(52) **U.S. Cl.** ..... **D12/567**

(58) **Field of Classification Search** ..... D12/500,  
D12/502, 533-536, 539, 542, 543, 547-550,  
D12/557-567; 152/209.1, 209.9, 209.18,  
152/209.19, 209, 21, 209.22, 209.25, 209.27  
See application file for complete search history.

**DESCRIPTION**

FIG. 1 is a front perspective view of an automobile tire tread  
showing our new design;  
FIG. 2 is a front view thereof, the top and bottom views being  
identical thereto;  
FIG. 3 is a right-side view thereof, the left-side view being a  
mirror image thereof;  
FIG. 4 is an enlarged, fragmentary front view thereof, taken  
along lines IV-IV and in the direction of arrows in FIG. 2; and,  
FIG. 5 is an enlarged, fragmentary perspective view thereof,  
wherein the gray shaded areas indicate characteristic features  
of the automobile tire tread that extend repetitively around the  
entire outer surface of the tire and do not represent color or  
contrast.

(56) **References Cited**

**U.S. PATENT DOCUMENTS**

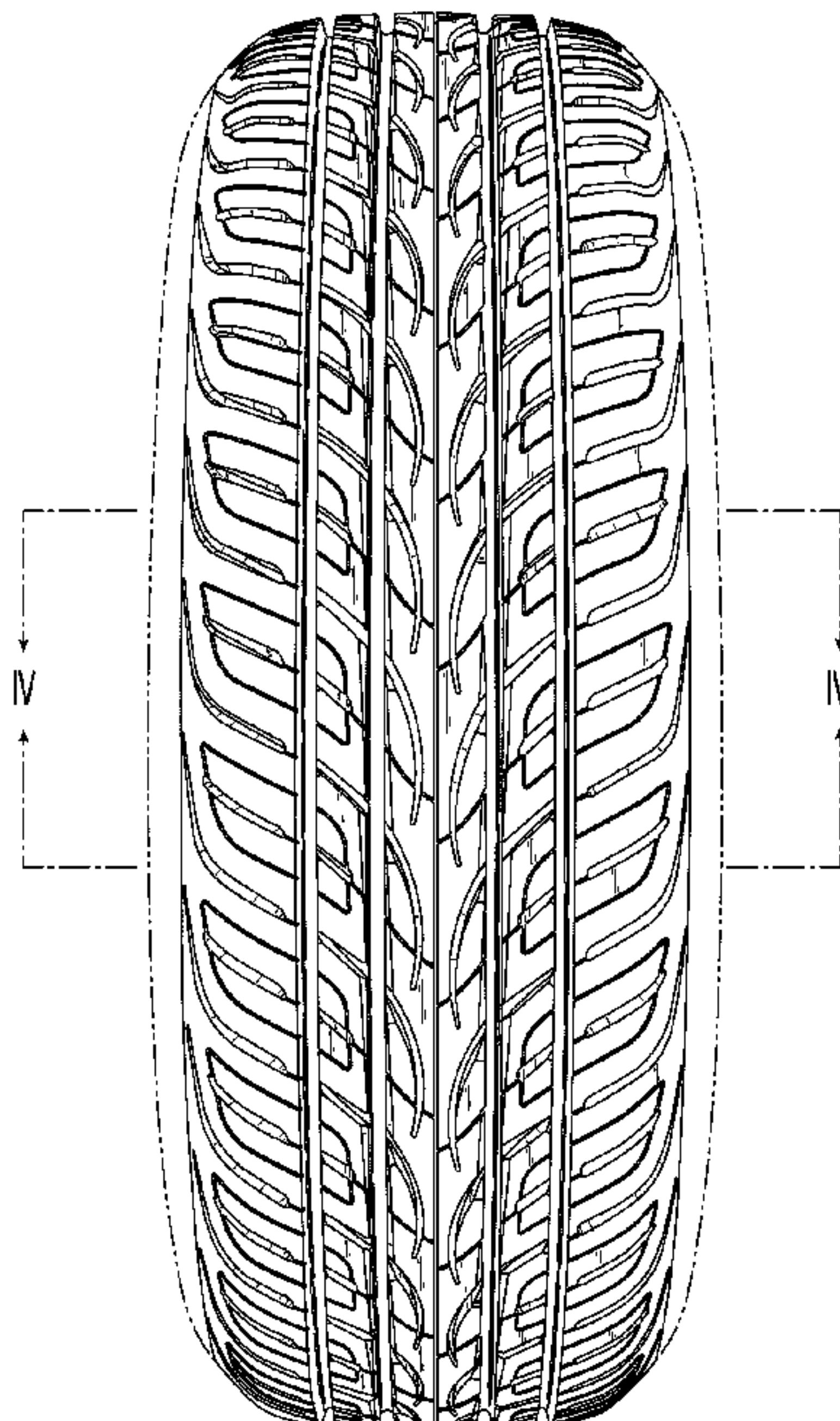
D445,730 S \* 7/2001 Himuro ..... D12/555  
D507,519 S \* 7/2005 Lo ..... D12/556  
D512,014 S \* 11/2005 Ishida et al. .... D12/556  
D522,962 S \* 6/2006 Ishida et al. .... D12/556  
D582,840 S \* 12/2008 Bombardier et al. .... D12/550  
D601,944 S \* 10/2009 Tomatsu et al. .... D12/550

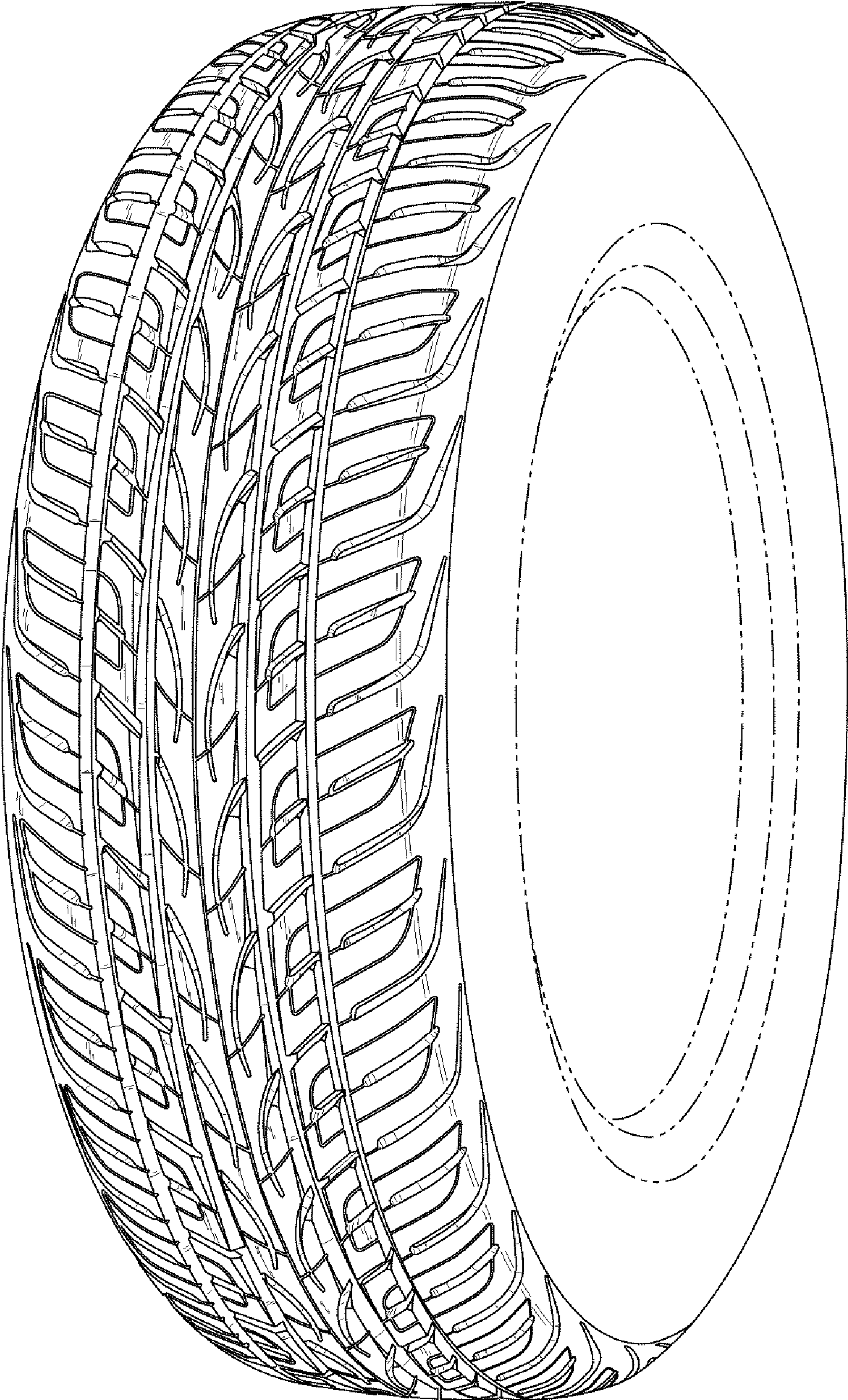
**FOREIGN PATENT DOCUMENTS**

JP D1185748 9/2003  
JP D1199697 3/2004

The broken lines represent environmental subject matter only  
and form no part of the claimed design.

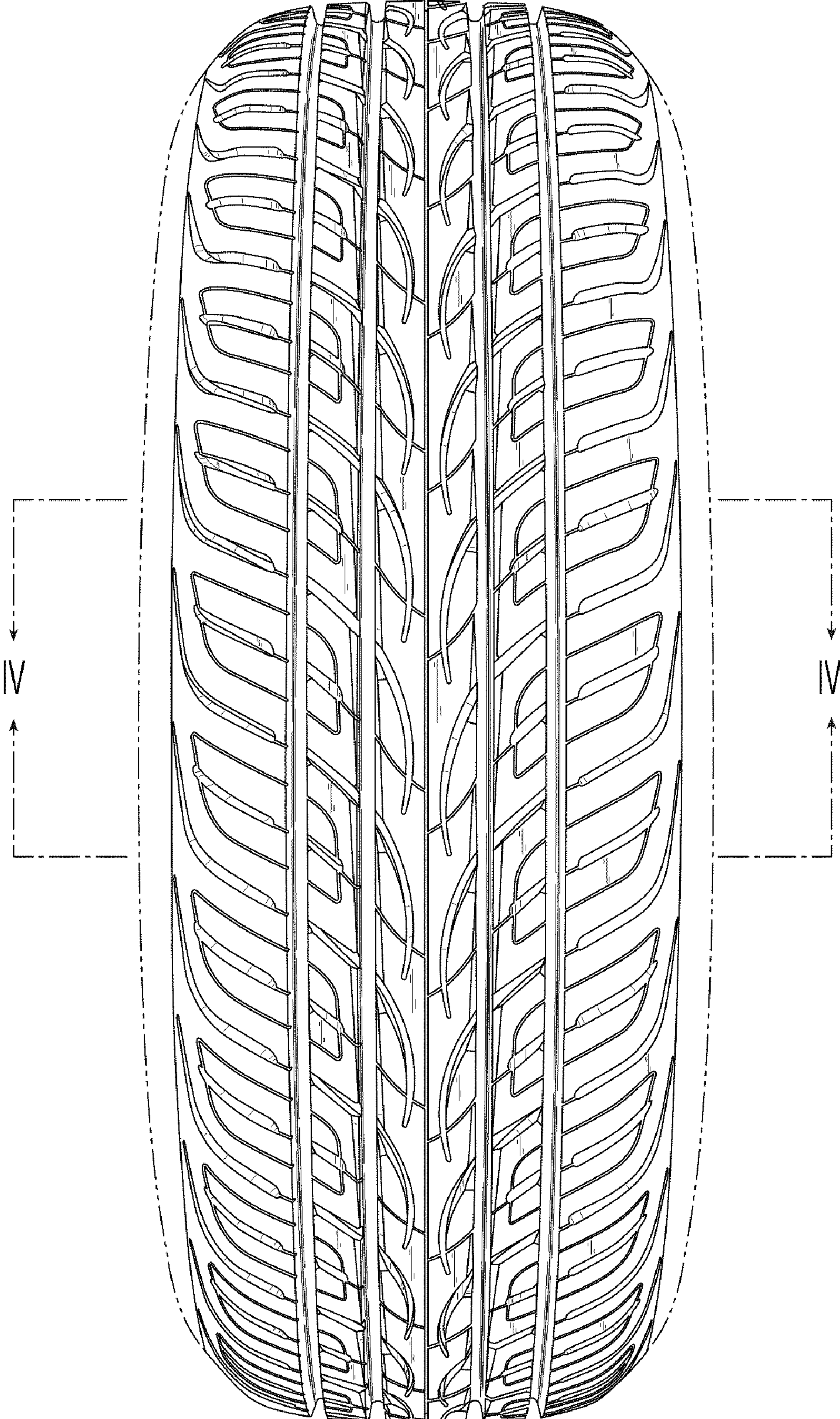
**1 Claim, 5 Drawing Sheets**






**Fig. 1**



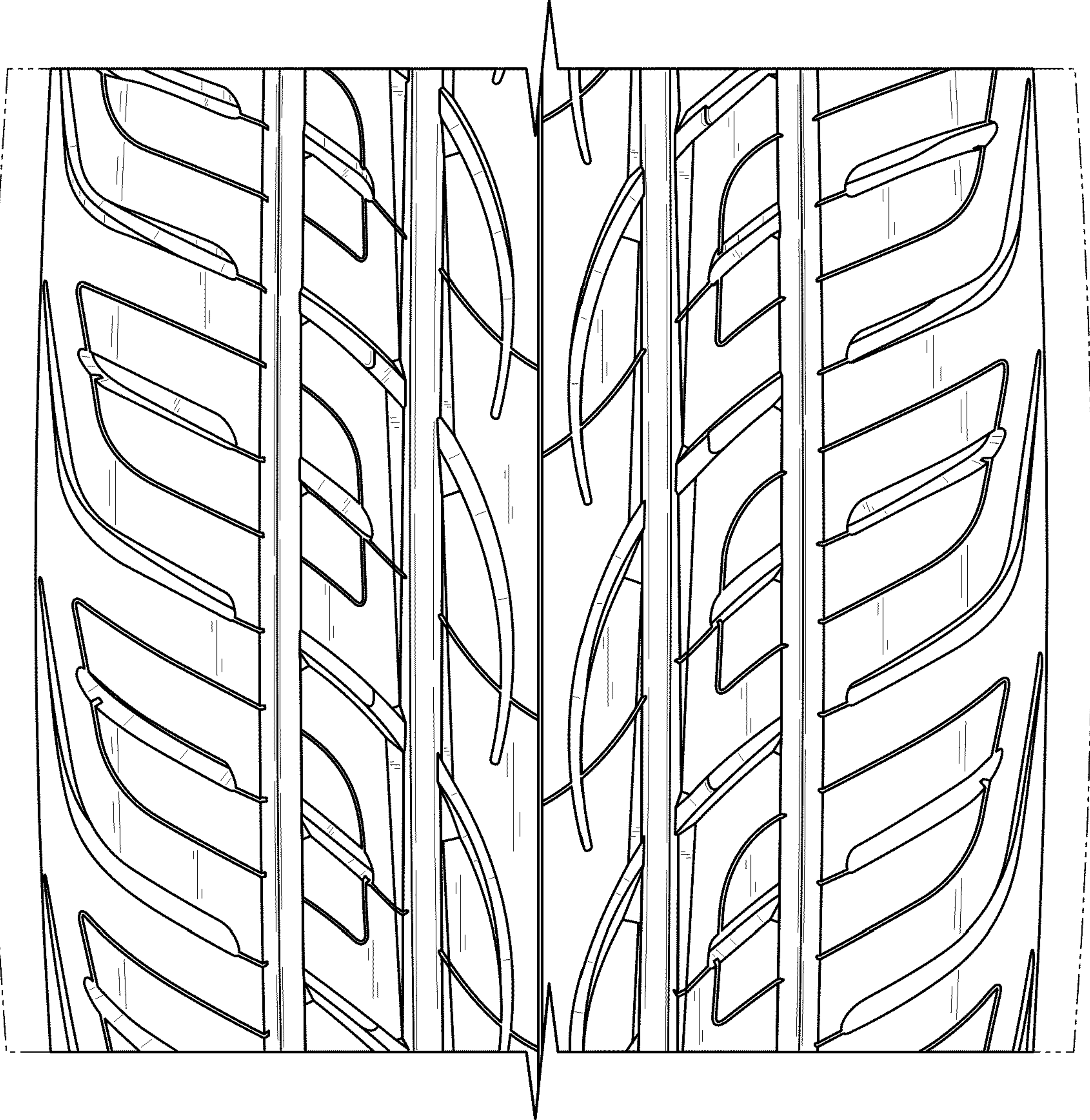


**Fig. 2**

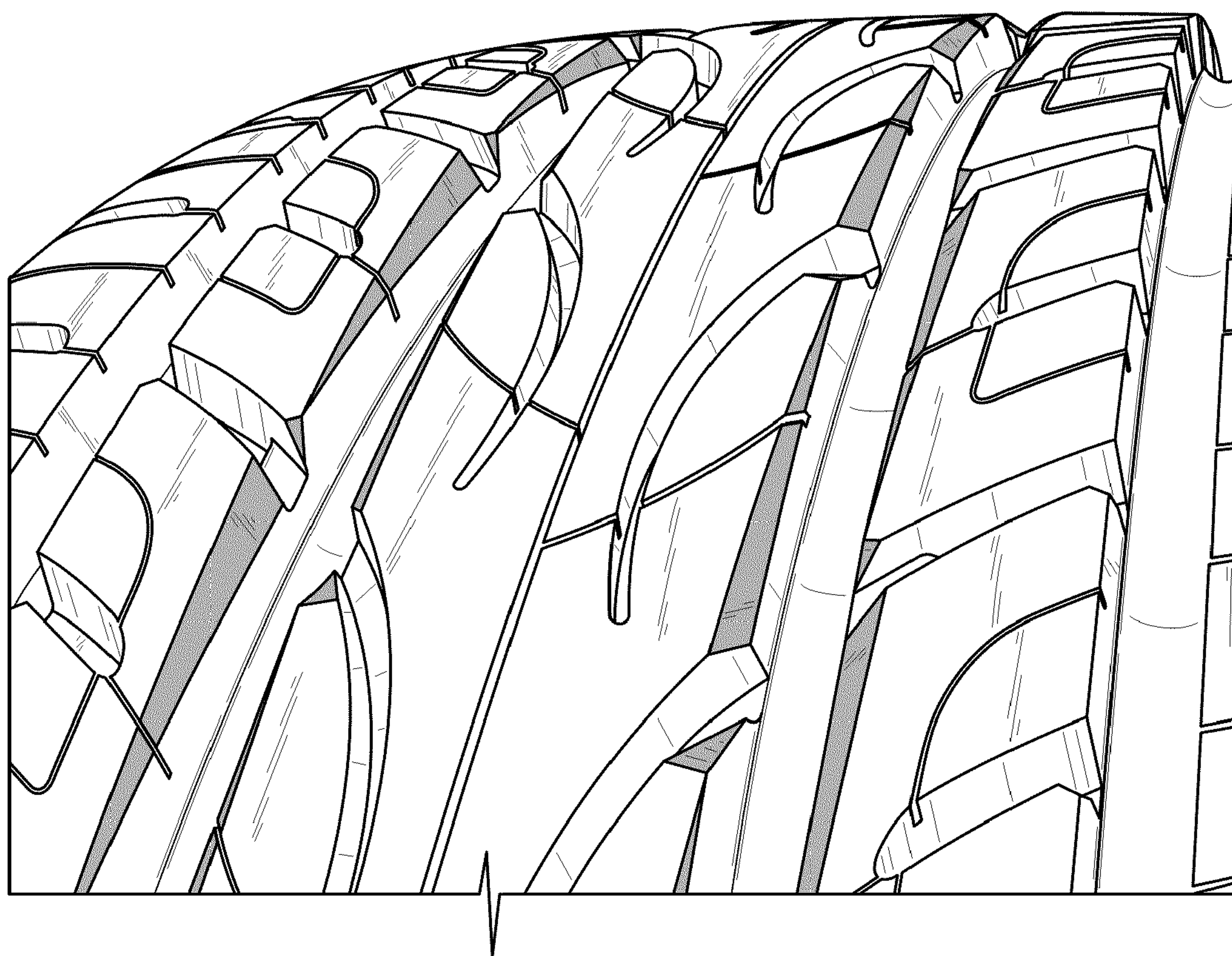


**Fig. 3**





**Fig. 4**



**Fig. 5**