



US00D653185S

(12) **United States Design Patent**
Senda et al.

(10) **Patent No.:** **US D653,185 S**
(45) **Date of Patent:** **** Jan. 31, 2012**

(54) **INSTRUMENT PANEL FOR AN AUTOMOBILE**

(75) Inventors: **Ryusaku Senda**, Saitama (JP); **Minoru Yamaguchi**, Saitama (JP); **Takehiro Ishibashi**, Saitama (JP)

(73) Assignee: **Honda Motor Co., Ltd**, Tokyo (JP)

(**) Term: **14 Years**

(21) Appl. No.: **29/400,780**

(22) Filed: **Sep. 1, 2011**

(30) **Foreign Application Priority Data**

Mar. 10, 2011 (JP) 2011-005502

(51) **LOC (9) Cl.** **12-16**

(52) **U.S. Cl.** **D12/192**

(58) **Field of Classification Search** D12/192,
D12/415, 110, 114; 180/90; 296/190.01-190.09,
296/191, 70; 280/750-752; D15/17, 28;
D10/46, 98, 102-103, 122-127

See application file for complete search history.

(56) **References Cited**

U.S. PATENT DOCUMENTS

D378,910 S * 4/1997 Black et al. D12/192
D464,008 S * 10/2002 Siegert et al. D12/192

D470,807 S * 2/2003 Wyszogrod et al. D12/192
D494,907 S * 8/2004 Pfeiffer D12/192
D494,908 S * 8/2004 Pfeiffer D12/192
6,854,783 B2 * 2/2005 Teranishi et al. 296/70
D519,893 S * 5/2006 Kabayama et al. D12/192
D549,628 S * 8/2007 Esaki et al. D12/192
D558,656 S * 1/2008 Tanaka et al. D12/192

FOREIGN PATENT DOCUMENTS

JP 1338110 S 8/2008

* cited by examiner

Primary Examiner — Caron D Veynar

Assistant Examiner — Katrina A Betton

(74) *Attorney, Agent, or Firm* — Westerman, Hattori, Daniels & Adrian, LLP

(57) **CLAIM**

The ornamental design for an instrument panel for an automobile, as shown and described.

DESCRIPTION

FIG. 1 is a perspective view of an instrument panel for an automobile, showing our new design;

FIG. 2 is a front elevation view thereof;

FIG. 3 is a top plan view thereof;

FIG. 4 is a right side elevation view thereof; and,

FIG. 5 is a left side elevation view thereof.

The broken lines are for illustrative purposes only and form no part of the claimed design.

1 Claim, 4 Drawing Sheets

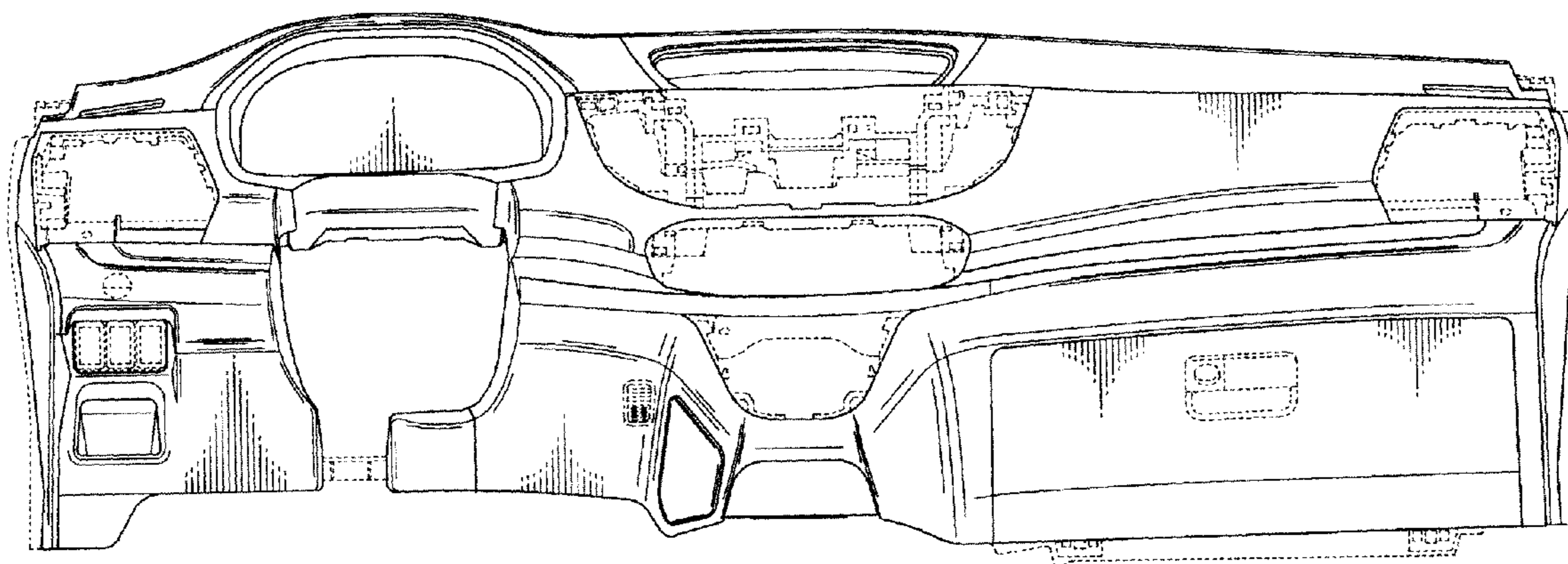


FIG. 1

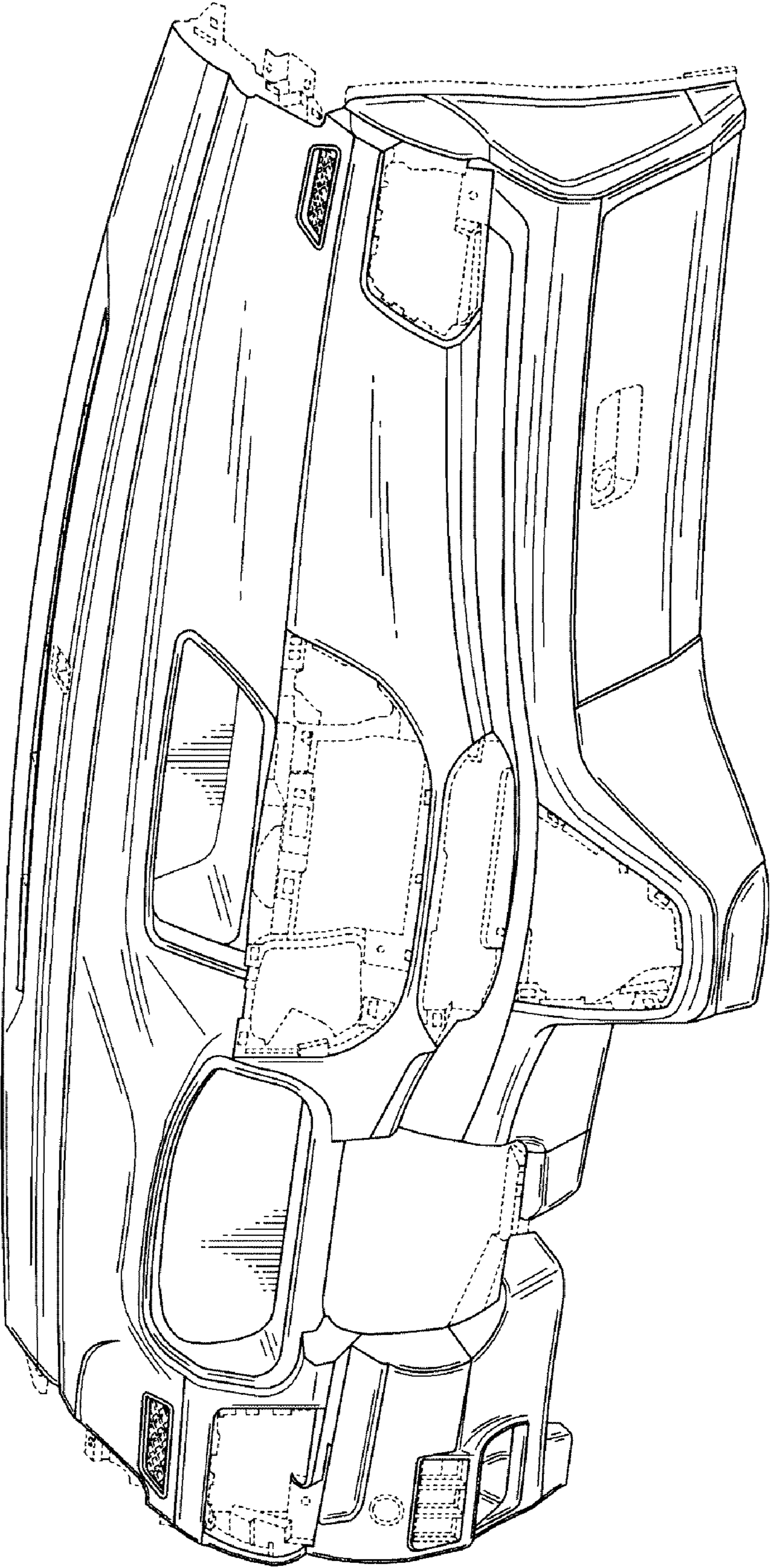


FIG. 2

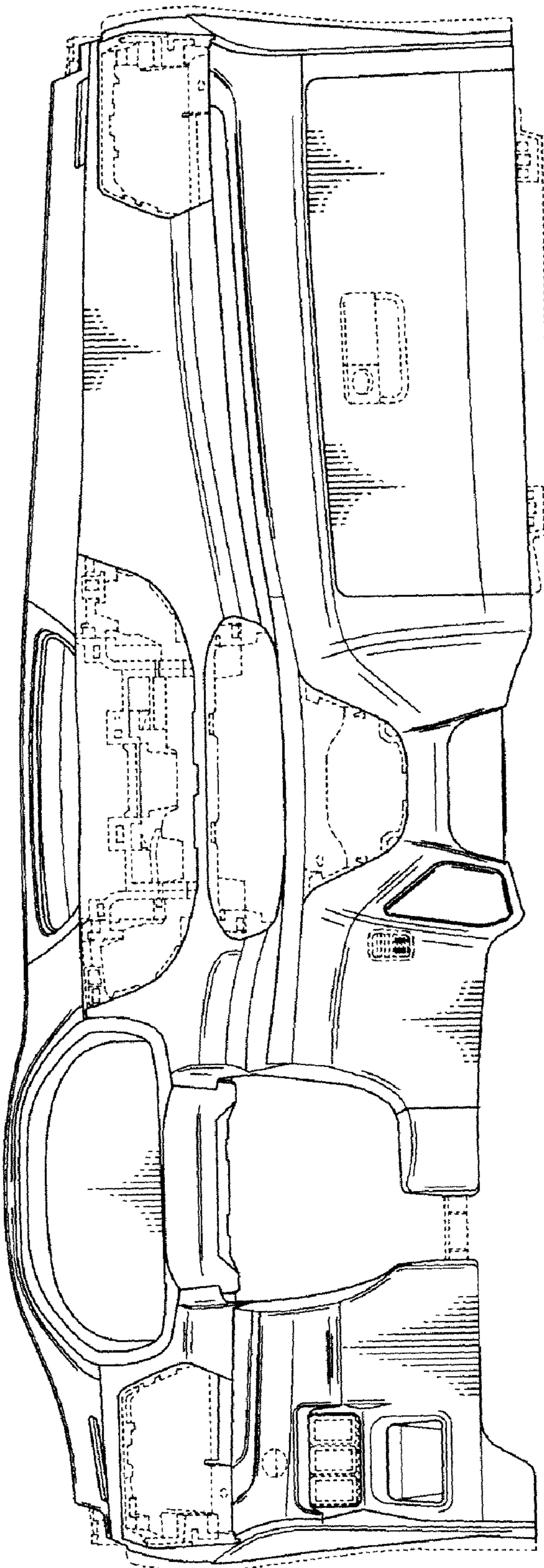
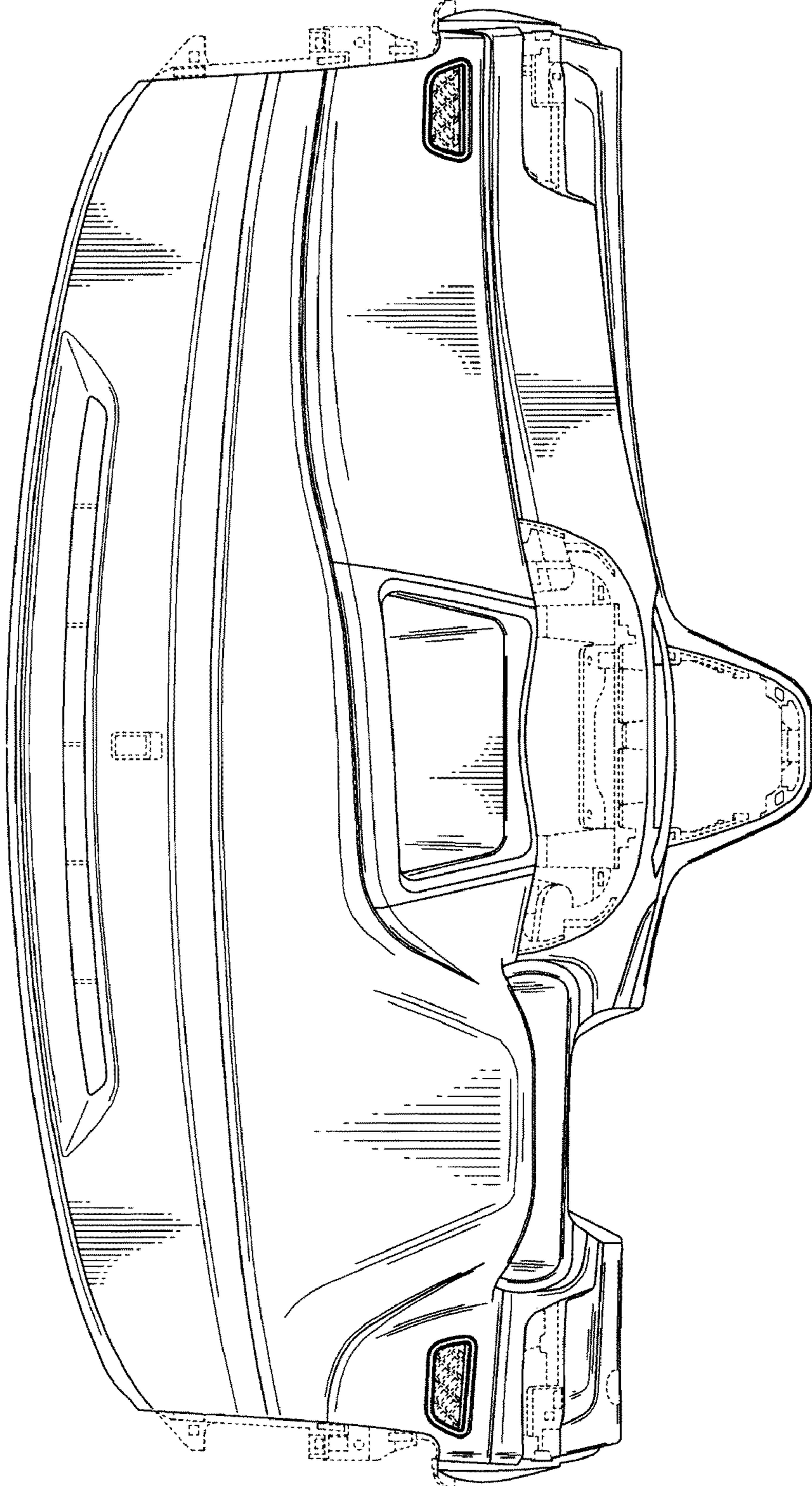
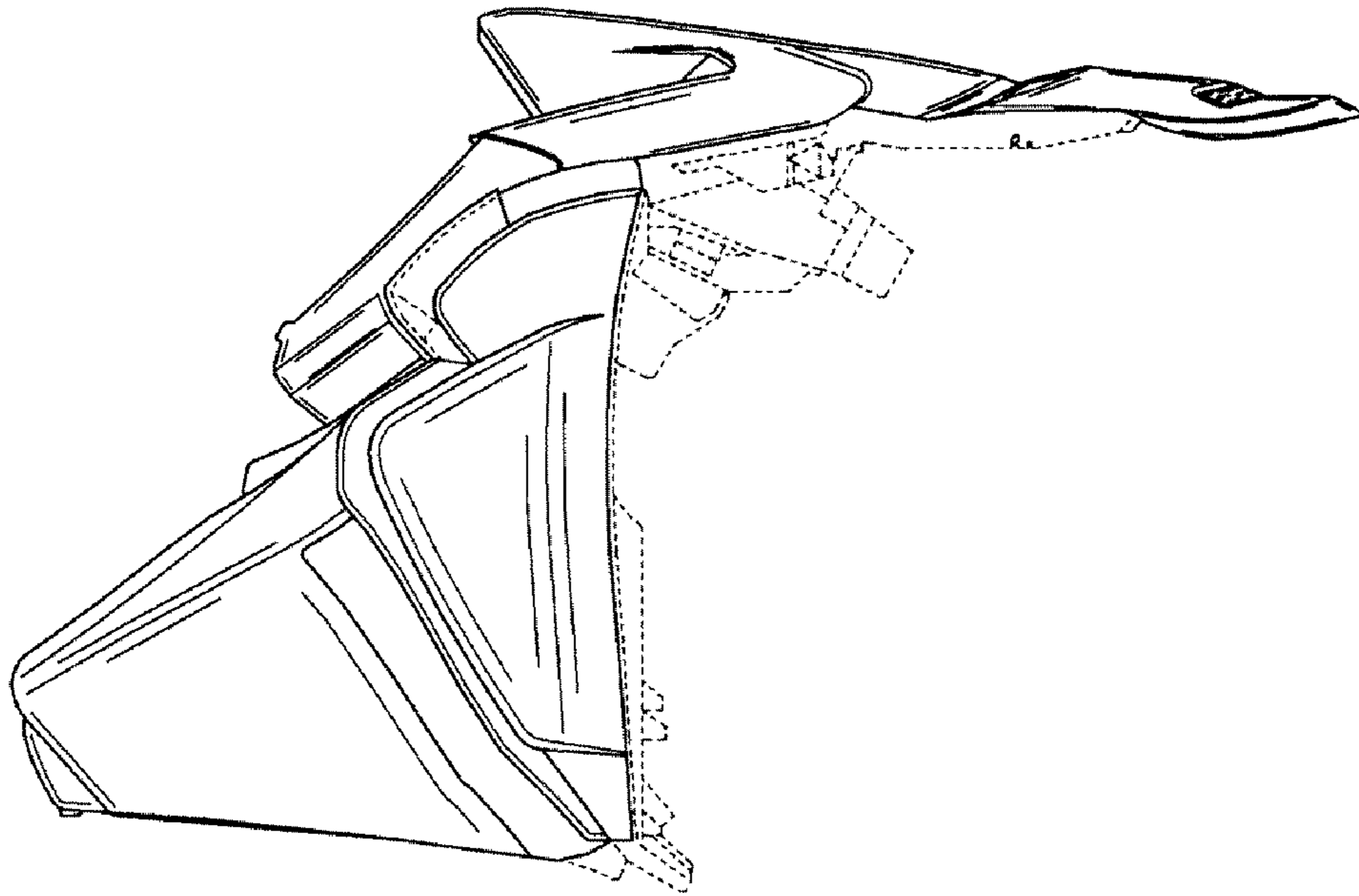


FIG. 3



F I G. 4



F I G. 5

