



US00D653180S

(12) **United States Design Patent**
Tanaka et al.

(10) **Patent No.:** **US D653,180 S**
(45) **Date of Patent:** **** Jan. 31, 2012**

(54) **STEERING WHEEL FOR AN AUTOMOBILE**

D630,983 S * 1/2011 Frank et al. D12/176
D635,900 S * 4/2011 Anzi D12/176
D640,619 S * 6/2011 Araki et al. D12/176

(75) Inventors: **Kazuki Tanaka**, Toyota (JP);
Masamichi Kajita, Toyota (JP);
Yoshinobu Kurimoto, Kiyosu (JP)

OTHER PUBLICATIONS

Lexus, Lexus LFA, http://www.netcarshow.com/lexus/2011-lfa/800x600/wallpaper_26.htm, available at least as early as May 28, 2010.
Lexus, Lexus CT200h, http://www.netcarshow.com/lexus/2011-ct_200h/800x600/wallpaper_4b.htm, available at least as early as May 28, 2010.

(73) Assignee: **Toyota Jidosha Kabushiki Kaisha** (JP)

(**) Term: **14 Years**

* cited by examiner

(21) Appl. No.: **29/388,415**

(22) Filed: **Mar. 29, 2011**

Primary Examiner — Melody N Brown

(30) **Foreign Application Priority Data**

(74) *Attorney, Agent, or Firm* — SAIDMAN DesignLaw Group

Oct. 6, 2010 (JP) 2010-023946

(51) **LOC (9) Cl.** **12-16**

(57) **CLAIM**

(52) **U.S. Cl.** **D12/176**

The ornamental design for a steering wheel for an automobile, as shown and described.

(58) **Field of Classification Search** D12/175,
D12/176; 74/552, 558, 558.5

DESCRIPTION

See application file for complete search history.

FIG. 1 is a front perspective view of a steering wheel for an automobile showing our new design;
FIG. 2 is a front view thereof;
FIG. 3 is a rear view thereof;
FIG. 4 is a top view thereof;
FIG. 5 is a bottom view thereof;
FIG. 6 is a left side view thereof; and,
FIG. 7 is a right side view thereof.

(56) **References Cited**

U.S. PATENT DOCUMENTS

D502,903 S * 3/2005 Hebert et al. D12/176
D534,465 S * 1/2007 Wiedeman et al. D12/176
D593,010 S * 5/2009 Yamazaki D12/176
D600,612 S * 9/2009 Hwang et al. D12/176
D620,853 S * 8/2010 Wiedeman et al. D12/176

1 Claim, 3 Drawing Sheets





FIG. 1



FIG. 2



FIG. 3




FIG. 4




FIG. 5




FIG. 6




FIG. 7