



US00D653179S

(12) **United States Design Patent**  
**Frank et al.**

(10) **Patent No.:** **US D653,179 S**  
(45) **Date of Patent:** **\*\* Jan. 31, 2012**

(54) **STEERING WHEEL**

(56) **References Cited**

(75) Inventors: **Andreas Frank**, Weil der Stadt (DE);  
**Hans-Dieter Futschik**, Gechingen (DE);  
**Hartmut Sinkwitz**, Heimsheim (DE);  
**Gorden Wagener**, Stuttgart (DE);  
**Hans-Peter Wunderlich**, Waiblingen (DE)

U.S. PATENT DOCUMENTS

D267,248 S	12/1982	Poteet	
D312,435 S	11/1990	Funabashi et al.	
D356,765 S	3/1995	DiMatteo	
D442,129 S	5/2001	Schmitt	
D521,914 S	5/2006	Pfeiffer	
D564,952 S	3/2008	Shinshima et al.	
D564,953 S	3/2008	Tanaka	
D571,697 S	6/2008	Maeda et al.	
D633,835 S *	3/2011	Frank et al.	..... D12/176

(73) Assignee: **Daimler AG**, Stuttgart (DE)

\* cited by examiner

(\*\*) Term: **14 Years**

*Primary Examiner* — Melody N Brown

(21) Appl. No.: **29/379,261**

(74) *Attorney, Agent, or Firm* — Crowell & Moring LLP

(22) Filed: **Nov. 17, 2010**

(57) **CLAIM**

The ornamental design for a steering wheel, as shown and described.

**Related U.S. Application Data**

**DESCRIPTION**

(62) Division of application No. 29/311,097, filed on Dec. 22, 2008, now Pat. No. Des. 633,835.

This application contains subject matter related to the following co-pending U.S. design patent application: Application Ser. No. 29/379,262, filed herewith and entitled "Steering Wheel".

(30) **Foreign Application Priority Data**

Jun. 23, 2008 (EM) ..... 000955794-0002

FIG. 1 is a left perspective view of a steering wheel according to our novel design, the right perspective view being mirror symmetrical;

(51) **LOC (9) Cl.** ..... **12-16**

FIG. 2 is a front view thereof;

(52) **U.S. Cl.** ..... **D12/176**

FIG. 3 is a right side view thereof, the left side view being mirror symmetrical;

(58) **Field of Classification Search** ..... D12/175, D12/176; 74/552, 558, 558.5

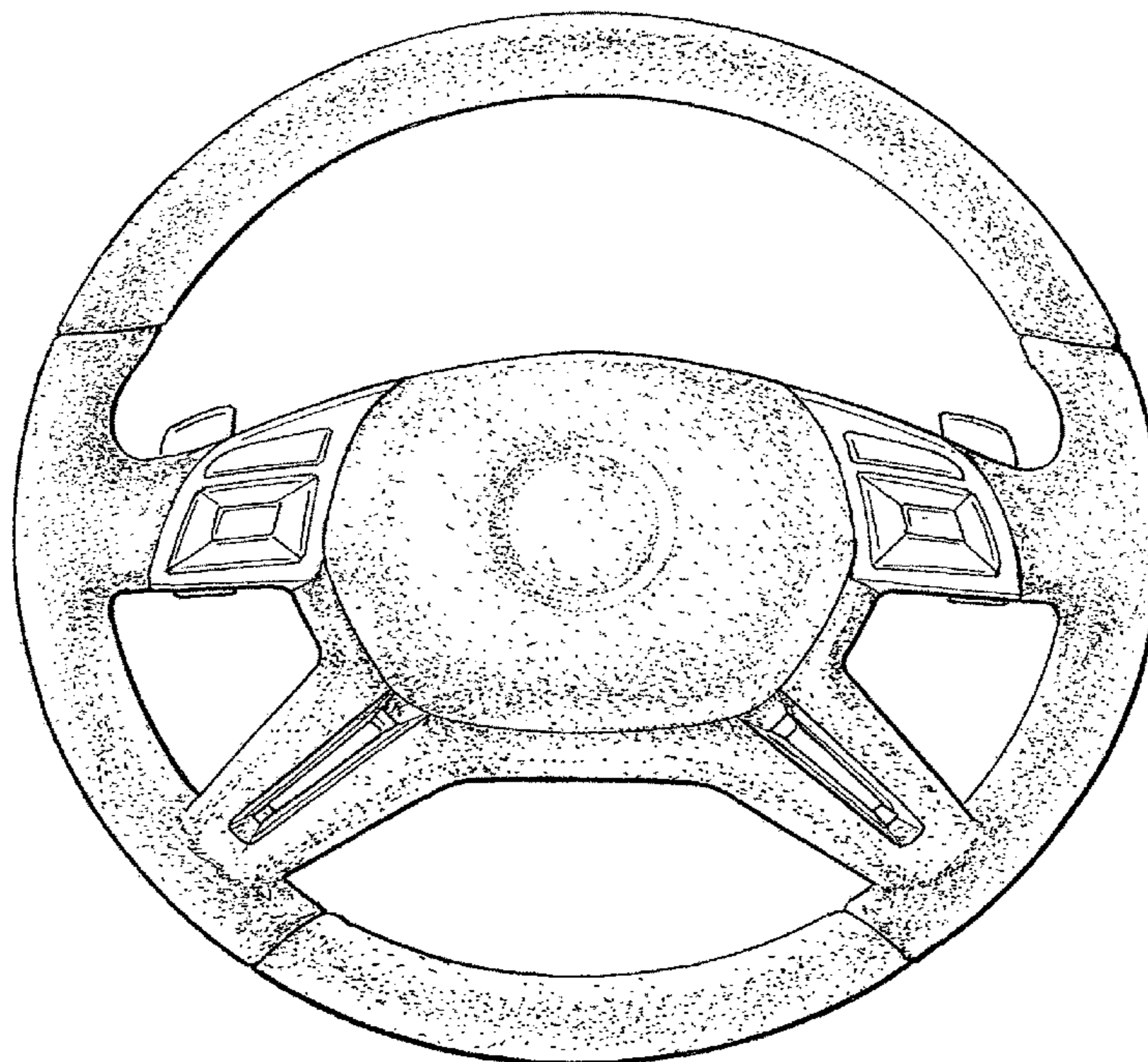
FIG. 4 is a top view thereof; and,

FIG. 5 is a bottom view thereof.

The broken lines which define the bounds of the claimed design form no part thereof.

See application file for complete search history.

**1 Claim, 2 Drawing Sheets**



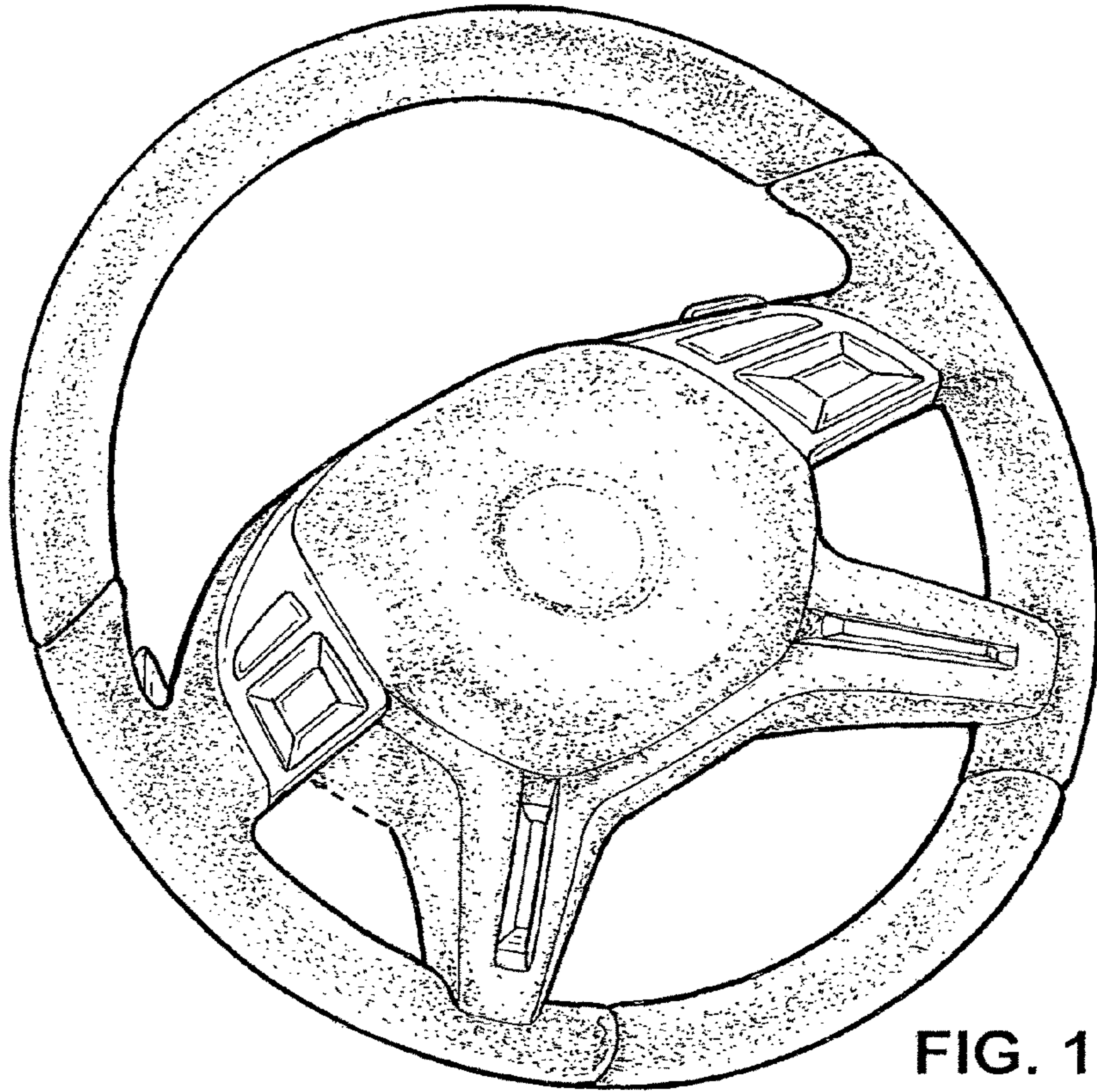


FIG. 1

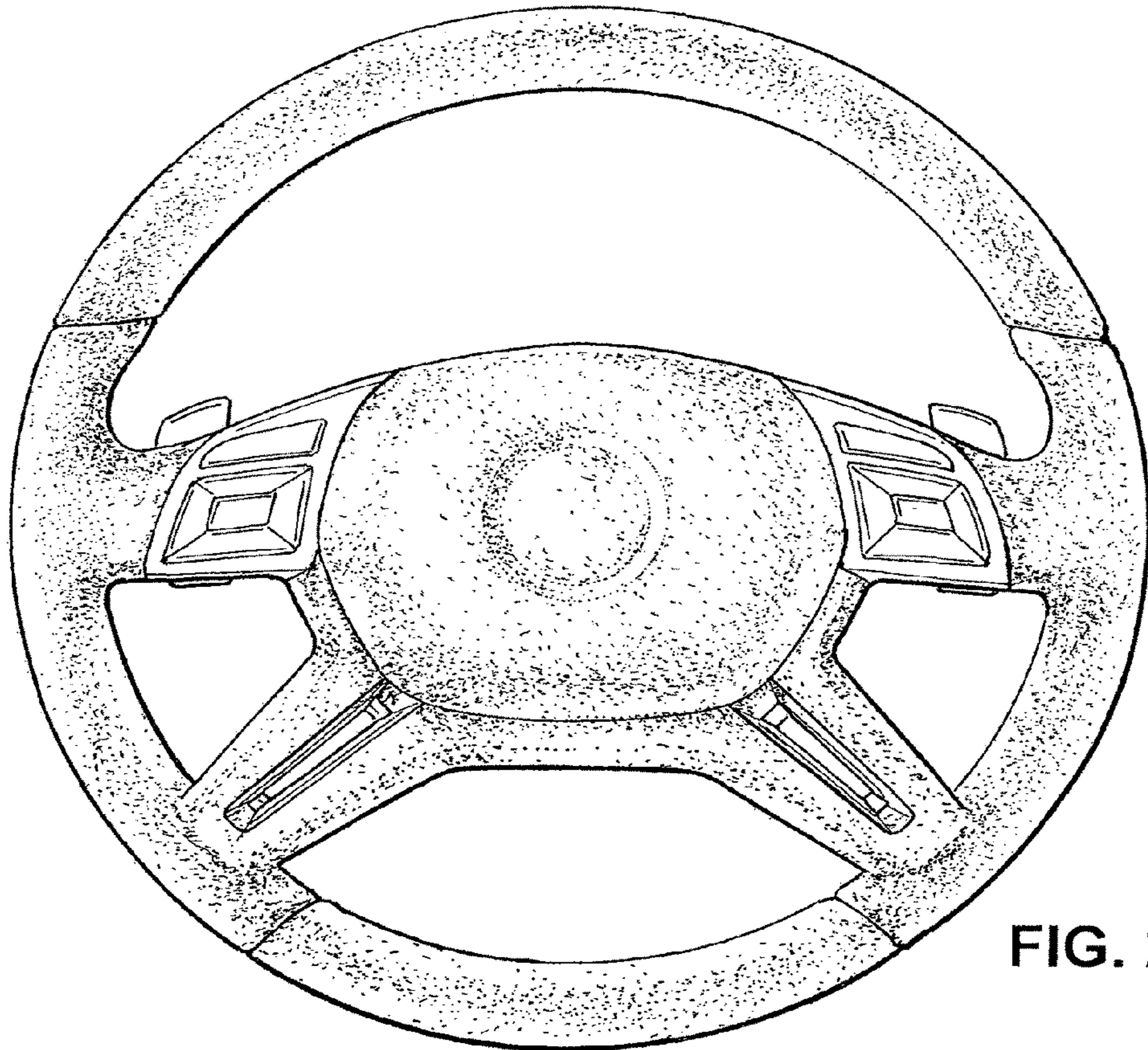


FIG. 2

